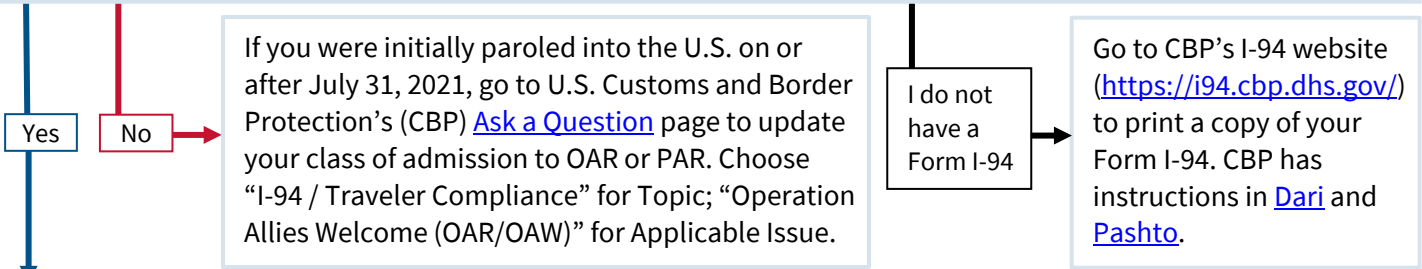




Afghan Re-Parole Process Tip Sheet

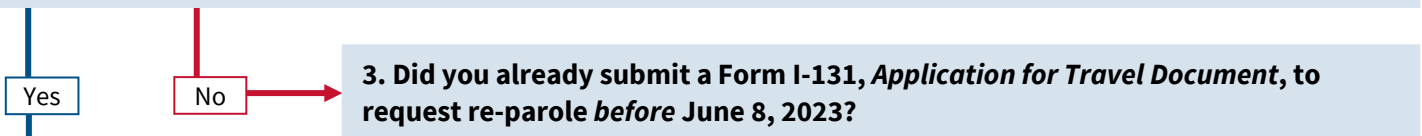
If you are an Afghan national who was paroled into the United States, this tip sheet can help you see if you can apply between June 8, 2023 and July 31, 2024 for re-parole and employment authorization.

1. Does the class of admission on your Form I-94, *Arrival/Departure Record*, say “OAR” or “PAR” on it?

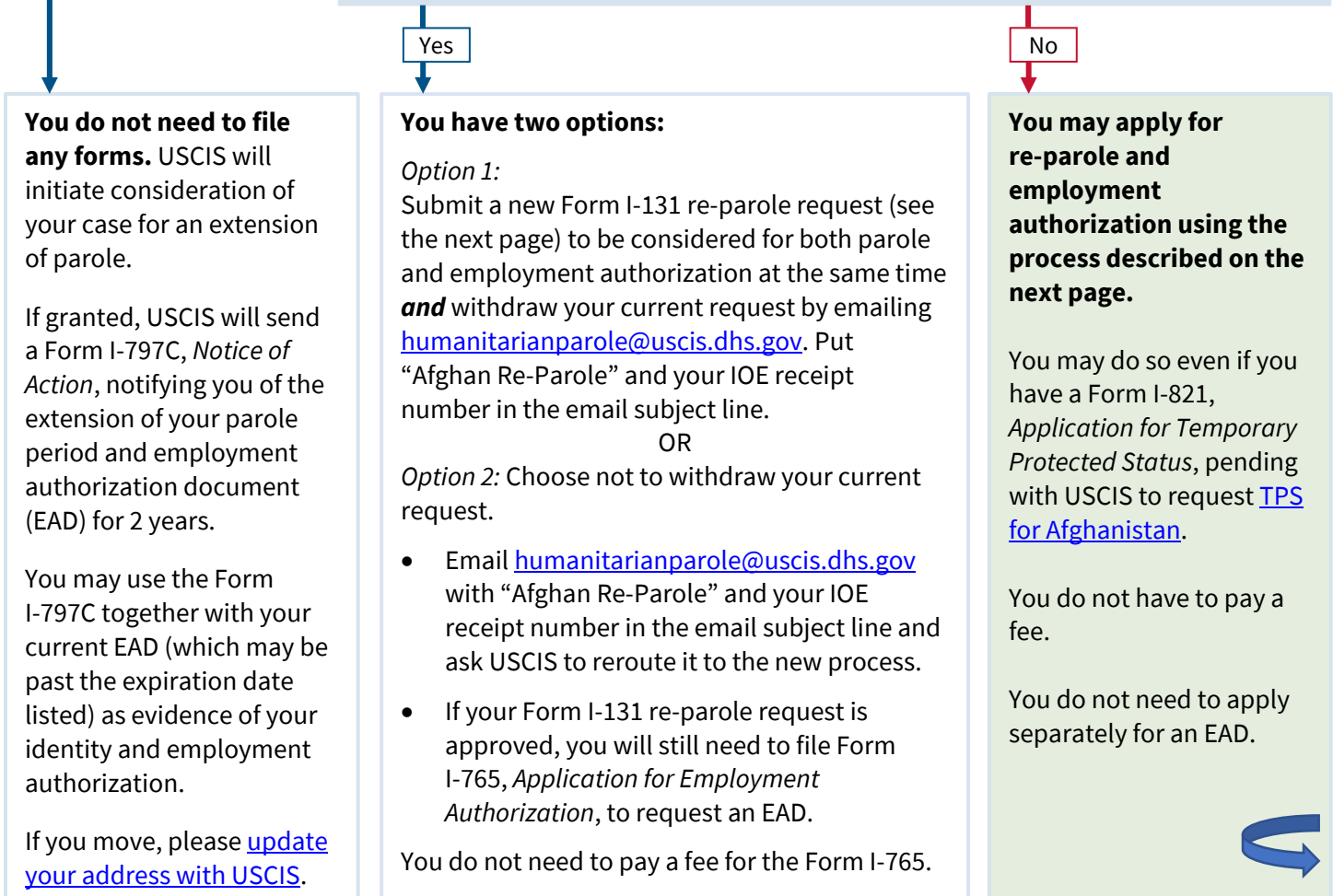


2. Before the end of your initial parole period, did you submit one or both of these forms to U.S. Citizenship and Immigration Services (USCIS)?

- Form I-589, *Application for Asylum and for Withholding of Removal*; and/or
- Form I-485, *Application to Register Permanent Residence or Adjust Status* (for any Green Card category)



3. Did you already submit a Form I-131, *Application for Travel Document*, to request re-parole before June 8, 2023?



Beware of immigration scams. Go to USCIS' [Avoid Scams](#) page to learn how to identify and avoid them.

If you are requesting re-parole for yourself after June 8, 2023, you can:

| Apply Online | Apply by Mail | | |
|--|--|---|--|
| <ol style="list-style-type: none"> Log in to your USCIS online account at https://my.uscis.gov/. <ul style="list-style-type: none"> Each person must have their own account, including children under 18 years old. You cannot apply for your child’s re-parole through your own online account if applying through this process. Select the Form I-131, Application for Travel Document. According to USCIS, you should select the following answers when you see these questions: <ul style="list-style-type: none"> Question: “What is your class of admission?” Answer: Select either “OAR” or “PAR.” Question: “What type of application are you applying for?” Answer: Select “I am outside the United States, and I am applying for an Advance Parole Document.” <i>Choose this answer even if you are inside the United States.</i> Question: “Are you applying for re-parole?” Answer: Select the “Yes” button. Question: “I am requesting an Employment Authorization Document (EAD) upon approval of my new Operation Allies Welcome (OAW) period of parole.” Answer: Select the “Yes” button. Upload government-issued documents to confirm your identity. Check that you included all the required documents and submit the form online. | <ol style="list-style-type: none"> Download the “06/06/23 E” edition of Form I-131. <ul style="list-style-type: none"> USCIS will reject previous editions of the form submitted on or after September 12, 2023. Complete the form. According to USCIS, you should give these answers for the sections below: <ul style="list-style-type: none"> Section: Part 1. Question 6. “Class of Admission” Answer: Write “OAR” or “PAR” based on what is on your Form I-94. Section: Part 2. Application Type Answer: Select 1.e. “I am outside the United States, and I am applying for an Advance Parole Document.” <i>Choose this answer even if you are inside the United States.</i> Section: Part 8. Question 1. “I am requesting an Employment Authorization Document (EAD) upon approval of my new Operation Allies Welcome (OAW) period of parole.” Answer: Check the box for “Yes.” <i>Choose this answer even if your Form I-94 shows “PAR.”</i> Write “REPAROLE” at the top of your form. Include a copy of government-issued documents to confirm your identity. Check that you included all the required documents and mail your application. <table border="0" style="width: 100%;"> <tr> <td style="width: 50%; vertical-align: top;"> <i>U.S. Postal Service</i> USCIS Attn: I-131 OAW HP P.O. Box 20800 Phoenix, AZ 85036-0800 </td> <td style="width: 50%; vertical-align: top;"> <i>FedEx, UPS, or DHL</i> USCIS Attn: I-131 OAW HP (Box 20800) 2108 E. Elliot Road Tempe, AZ 85284-1806 </td> </tr> </table> | <i>U.S. Postal Service</i> USCIS Attn: I-131 OAW HP P.O. Box 20800 Phoenix, AZ 85036-0800 | <i>FedEx, UPS, or DHL</i> USCIS Attn: I-131 OAW HP (Box 20800) 2108 E. Elliot Road Tempe, AZ 85284-1806 |
| <i>U.S. Postal Service</i> USCIS Attn: I-131 OAW HP P.O. Box 20800 Phoenix, AZ 85036-0800 | <i>FedEx, UPS, or DHL</i> USCIS Attn: I-131 OAW HP (Box 20800) 2108 E. Elliot Road Tempe, AZ 85284-1806 | | |
| <p><i>If a question or field on the form does not apply to you (such as travel dates), write “N/A.”</i></p> | | | |

➤ **Do I need to pay a fee?**

No. Whether you are filing online or by mail, you do not have to pay a Form I-131 filing fee to request re-parole.

➤ **Do I need to file other forms with my request for re-parole or employment authorization?**

No. Under the process described on this page, you do not need to file Form I-765, Form I-134, or Form I-693.

➤ **What documents should I submit to confirm my identity?**

You can submit a copy of any of the following:

- Your current EAD (*copies of the front and back*)
- Driver’s license (*copies of the front and back*)
- Passport (*include copies of the biographical page and all visas issued from any country*)
- Tazkira (*only if you never submitted one to USCIS before; if you do not know if one was submitted, you can include it. If you cannot provide one, list your father’s and mother’s first names and explain in writing why you cannot provide it*)

If any of the documents are not in English, include a full English translation and translator certification.

Go to [USCIS’ Re-Parole Process for Certain Afghans](#) page for more information.