



# **Disaster Relief Fund: Monthly Report**

**as of October 31, 2023**

*November 8, 2023*

**Fiscal Year 2024 Report to Congress**



**Homeland  
Security**

*Federal Emergency Management Agency*

# Message from the Administrator

November 8, 2023

I am pleased to present the following, “Disaster Relief Fund: Monthly Report,” which has been prepared by the Federal Emergency Management Agency.

This document has been compiled pursuant to language set forth in the Fiscal Year (FY) 2024 Continuing Appropriations Act (P.L. 118-15), which extends the terms and conditions of the FY 2023 Department of Homeland Security Appropriations Act (P.L. 117-328) and in the Coronavirus Aid, Relief, and Economic Security Act (P.L. 116-136).

Pursuant to congressional requirements, this report is being provided to the following Members of Congress:

The Honorable Kay Granger  
Chairwoman, House Appropriations Committee

The Honorable Rosa DeLauro  
Ranking Member, House Appropriations Committee

The Honorable Patty Murray  
Chair, Senate Appropriations Committee

The Honorable Susan Collins  
Vice Chair, Senate Appropriations Committee

Inquiries relating to this report may be directed to me at (202) 646-3900.

Sincerely,



Deanne Criswell  
Administrator  
Federal Emergency Management Agency





# Disaster Relief Fund: Monthly Report as of October 31, 2023

## Table of Contents

I.	Legislative Language.....	1
II.	Background .....	3
	Appendix A: DRF Appropriations Summary .....	4
	Appendix B: DRF Funding Activity .....	5
	Appendix C: Obligations and Estimates by Spending Category.....	12
	Appendix D: Allocations, Obligations, & Expenditures.....	13
	Appendix E: Fund Exhaustion Date.....	16
	Appendix F: DRF Cost Estimation Bridge Table .....	17
	Appendix G: BRIC-PDM History and Fund Status .....	18

# I. Legislative Language

This document has been compiled pursuant to language set forth in the Fiscal Year (FY) 2024 Continuing Appropriations Act (P.L. 118-15), which extends the terms and conditions of FY 2023 Department of Homeland Security (DHS) Appropriations Act (P.L. 117-328) and in the Coronavirus Aid, Relief, and Economic Security Act (P.L. 116-136).

P.L. 118-15 states:

The following sums are hereby appropriated, out of any money in the Treasury not otherwise appropriated, and out of applicable corporate or other revenues, receipts, and funds, for the several departments, agencies, corporations, and other organizational units of Government for fiscal year 2024, and for other purposes, namely:

SEC. 101. Such amounts as may be necessary, at a rate for operations as provided in the applicable appropriations Acts for fiscal year 2023 and under the authority and conditions provided in such Acts, for continuing projects or activities (including the costs of direct loans and loan guarantees) that are not otherwise specifically provided for in this Act, that were conducted in fiscal year 2023, and for which appropriations, funds, or other authority were made available in the following appropriations Acts:

... (6) The Department of Homeland Security Appropriations Act, 2023 (division F of Public Law 117-328), section 2602 of title VI of division N of Public Law 117-328, and title III of division O of Public Law 117-328,

P.L. 117-328 (referenced above) states:

SEC. 308. The reporting requirements in paragraphs (1) and (2) under the heading "Federal Emergency Management Agency-Disaster Relief Fund" in the Department of Homeland Security Appropriations Act, 2015 (Public Law 114-4), related to reporting on the Disaster Relief Fund, shall be applied in fiscal year 2023 with respect to budget year 2024 and current fiscal year 2023, respectively-

- (1) in paragraph (1) by substituting "fiscal year 2024" for "fiscal year 2016"; and
- (2) in paragraph (2) by inserting "business" after "fifth".

P.L. 114-4 (referenced above) states:

*Provided*, That the Administrator of the Federal Emergency Management Agency shall submit to the Committees on Appropriations of the Senate and the House of Representatives the following reports, including a specific description of the methodology and the source data used in developing such reports...

- (2) an estimate or actual amounts, if available, of the following for the current fiscal year shall be submitted not later than the fifth day of each month, and shall be published by the Administrator on the Agency's Web site not later than the fifth day of each month:
  - (A) a summary of the amount of appropriations made available by source, the transfers executed, the previously allocated funds recovered, and the commitments, allocations, and obligations made;
  - (B) a table of disaster relief activity delineated by month, including-
    - (i) the beginning and ending balances;
    - (ii) the total obligations to include amounts obligated for fire assistance, emergencies, surge, and disaster support activities;
    - (iii) the obligations for catastrophic events delineated by event and by state; and
    - (iv) the amount of previously obligated funds that are recovered;
  - (C) a summary of allocations, obligations, and expenditures for catastrophic events delineated by event;
  - (D) in addition, for a disaster declaration related to Hurricane Sandy, the cost of the following categories of spending: public assistance, individual assistance, mitigation, administrative, operations, and any other relevant category (including emergency measures and disaster resources); and
  - (E) the date on which funds appropriated will be exhausted...

P.L. 116-136 states:

*Provided further*, That every 30 days the Administrator shall provide the Committees on Appropriations of the Senate and the House of Representatives both projected and actual costs for funds provided under this heading for major disasters and any other expenses...

This report covers activities as of October 31, 2023.

## II. Background

P.L. 117-328 requires that the Federal Emergency Management Agency (FEMA) Administrator provide a report by the fifth business day of each month on the Disaster Relief Fund (DRF) that includes a funding summary, a table delineating DRF funding activities each month by state and event, a summary of the funding for the catastrophic events, and the fund exhaustion date, or end-of-fiscal-year balance.

P.L. 116-136 requires that both projected and actual costs for funds provided by it for major disasters and any other expenses be provided to the House and Senate Appropriations Committees.

Consequently, the following report elements are included:

1. Appendix A is an appropriations summary that includes a synopsis of the amount of appropriations made available by source, the transfers executed, the previously allocated funds recovered, and the commitments, allocations, and obligations.
2. Appendix B presents details on the DRF funding activities delineated by month.
3. Appendix C presents obligations and estimates by spending category for Hurricanes Sandy, Harvey, Irma, and Maria; Coronavirus Disease 2019 (COVID-19); and declarations since August 1, 2017.
4. Appendix D presents funding summaries for the current active catastrophic events including the allocations, obligations, and expenditures.
5. Appendix E presents the fund exhaustion date, or end-of-fiscal-year balance.
6. Appendix F presents a bridge table that provides explanation for the monthly and baseline change for all activities to include details for catastrophic events.
7. Appendix G presents the fund history and current status of the Building Resilient Infrastructure and Communities (BRIC)/Predisaster Mitigation (PDM) program.

**Disaster Relief Fund Congressional Monthly Report**  
**as of October 31, 2023**  
(Dollars in Millions)

	<u>Major Declarations</u>	<u>Base</u>	<u>Total</u>
Carryover From FY 2023	\$ 2,547	\$ 714	\$ 3,261
FY 2024 Appropriations/CR <sup>(1)</sup>	19,945		19,945
FY 2024 Additional Appropriations <sup>(1)</sup>	15,500	500	16,000
FY 2024 Recoveries	325	10	335
<b>Total Budget Authority</b>	<b>38,317</b>	<b>1,224</b>	<b>39,541</b>
Actual 6% for Predisaster Mitigation per DRRRA <sup>(2)</sup>	(70)		(70)
Anticipated Transfers to OIG <sup>(1)</sup>		(2)	(2)
Anticipated Transfers to USAID <sup>(3)</sup>		(10)	(10)
<b>Revised Budget Authority</b>	<b>38,247</b>	<b>1,212</b>	<b>39,459</b>
Obligations <sup>(4)</sup>	(5,503)	(108)	(5,611)
<b>Balance</b>	<b>32,744</b>	<b>1,104</b>	<b>33,848</b>
<b>Projections for the Remainder of FY 2024</b>			
Projected FY 2024 Additional Obligations			
Based on Existing Spend Plans			
Non-Catastrophic Disasters			
Catastrophic Disasters	(40,655)		(40,655)
DRS and Other		(381)	(381)
<b>Subtotal Existing Spend Plans</b>	<b>(40,655)</b>	<b>(381)</b>	<b>(41,036)</b>
Based on 10-year Average			
Non-Catastrophic Disasters	(2,677)		(2,677)
EM, FMAG, and SU		(328)	(328)
<b>Subtotal 10-year Average</b>	<b>(2,677)</b>	<b>(328)</b>	<b>(3,005)</b>
<b>Total Projected FY 2024 Additional Obligations</b>	<b>(43,332)</b>	<b>(709)</b>	<b>(44,041)</b>
Projected Additional Recoveries	3,675	138	3,813
<b>Balance</b>	<b>\$ (6,913)</b>	<b>\$ 533</b>	<b>\$ (6,380)</b>

**Notes:**

(1) Pursuant to P.L. 118-15, the Continuing Appropriations Act, 2024 and Other Extensions Act. Section 128 allows the DRF appropriation to be apportioned as necessary, up to the FY 2023 enacted levels, to carry out response and recovery activities. Section 129 appropriates \$16 billion to the DRF.

(2) Pursuant to the Disaster Recovery Reform Act (DRRA) (P.L. 115-254). See Appendix G for additional information regarding the BRIC program balance. The BRIC funding continues to be available to FEMA for other purposes should the DRF Majors balance drop too low to cover immediate response or recovery needs.

(3) Anticipated transfers to the U.S. Agency for International Development (USAID) for Compact Aid Agreement.

(4) As of October 31, 2023, unobligated commitments were \$437 million and uncommitted/unobligated allocations totaled \$564 million.

Source of financial information is the Integrated Financial Management Information System (IFMIS).

**APPENDIX B: DRF Funding Activity (Details)**

**Disaster Relief Fund Monthly Obligations FY 2024  
DRF Monthly Spend Plan (FY 2024)  
(\$ in millions)  
as of October 31, 2023**

	Oct-23	Nov-23	Dec-23	Jan-24	Feb-24	Mar-24	Apr-24	May-24	Jun-24	Jul-24	Aug-24	Sep-24	Total
<b>Beginning of Month DRF Balance</b>	\$ 3,261	\$ 33,848	\$ 30,413	\$ 26,854	\$ 23,625	\$ 20,601	\$ 16,501	\$ 13,227	\$ 10,277	\$ 6,162	\$ 1,719	\$ (1,934)	\$ (6,380)
<b>FY 2024 Continuing Appropriations Act <sup>(1)</sup></b>	19,945												
<b>FY 2024 Additional Appropriations <sup>(1)</sup></b>	16,000												
<b>Predisaster Mitigation <sup>(2)</sup></b>	(70)												
<b>Anticipated Transfers to USAID <sup>(3)</sup></b>	(10)												
<b>Anticipated Transfers to OIG <sup>(1)</sup></b>	(2)												
<b>Total Available</b>	39,124	33,848	30,413	26,854	23,625	20,601	16,501	13,227	10,277	6,162	1,719	(1,934)	(6,380)
<b>Major Declarations</b>	37,922	32,744	29,350	25,848	22,675	19,691	15,651	12,424	9,520	5,451	1,056	(2,540)	(6,913)
<b>Base</b>	1,202	1,104	1,063	1,006	950	910	850	803	757	711	663	606	533
<b>DRF Base Activities</b>													
<b>Emergencies</b>													
Monthly Actual/Estimated Obligations	(15)	(9)	(9)	(9)	(9)	(9)	(9)	(9)	(9)	(9)	(9)	(10)	(115)
<b>Fire Management</b>													
Monthly Actual/Estimated Obligations	(8)	(15)	(15)	(15)	(15)	(15)	(15)	(15)	(15)	(15)	(15)	(14)	(172)
<b>Surge</b>													
Monthly Actual/Estimated Obligations	(5)	(6)	(6)	(6)	(6)	(6)	(6)	(6)	(6)	(6)	(5)	(5)	(69)
<b>Disaster Support &amp; Other Activities</b>													
DRS Monthly Actual/Estimated Obligations	(80)	(20)	(36)	(35)	(19)	(39)	(27)	(26)	(26)	(28)	(38)	(55)	(429)
Other Monthly Actual/Estimated Obligations	-	(3)	(3)	(3)	(3)	(3)	(3)	(3)	(3)	(3)	(3)	(2)	(32)
Monthly Actual/Estimated Obligations	(80)	(23)	(39)	(38)	(22)	(42)	(30)	(29)	(29)	(31)	(41)	(57)	(461)
<b>Total DRF Base Actual/Estimated Obligations</b>	<b>(108)</b>	<b>(53)</b>	<b>(69)</b>	<b>(68)</b>	<b>(52)</b>	<b>(72)</b>	<b>(60)</b>	<b>(59)</b>	<b>(59)</b>	<b>(61)</b>	<b>(70)</b>	<b>(86)</b>	<b>(817)</b>
<b>DRF DR Activities</b>													
<b>Average Monthly Major DR Activity (Non-Cat.)</b>													
Monthly Actual/Estimated Obligations	(519)	(499)	(535)	(304)	(432)	(150)	(121)	(129)	(98)	(85)	(115)	(209)	(3,196)
<b>Katrina Rita Wilma</b>													
Initial FY 2024 Spend Plan Estimates	(4)	(30)	(15)	(1)	-	(4)	(2)	(3)	(5)	(7)	(7)	(36)	(114)
Monthly Actual/Estimated Obligations	(3)	(30)	(15)	(1)	-	(4)	(2)	(3)	(5)	(7)	(7)	(36)	(113)
<b>Gustav</b>													
Initial FY 2024 Spend Plan Estimates	-	-	-	-	-	-	-	-	-	-	-	(3)	(3)
Monthly Actual/Estimated Obligations	(1)	-	-	-	-	-	-	-	-	-	-	(2)	(3)
<b>Ike</b>													
Initial FY 2024 Spend Plan Estimates	(2)	(3)	-	-	-	-	-	-	-	-	-	-	(5)
Monthly Actual/Estimated Obligations	(1)	(3)	-	-	-	-	-	-	-	-	-	-	(4)
<b>TN Floods</b>													
Initial FY 2024 Spend Plan Estimates	-	-	-	-	-	-	-	(3)	-	-	-	(1)	(4)
Monthly Actual/Estimated Obligations	-	-	-	-	-	-	-	(3)	-	-	-	(1)	(4)
<b>Irene</b>													
Initial FY 2024 Spend Plan Estimates	-	-	-	(1)	-	-	-	-	-	-	-	(1)	(2)
Monthly Actual/Estimated Obligations	-	-	-	(1)	-	-	-	-	-	-	-	(1)	(2)
<b>Lee</b>													
Initial FY 2024 Spend Plan Estimates	-	-	-	-	-	-	-	-	-	-	-	(1)	(1)
Monthly Actual/Estimated Obligations	-	-	-	-	-	-	-	-	-	-	-	(1)	(1)
<b>Isaac</b>													
Initial FY 2024 Spend Plan Estimates	-	(3)	-	-	-	-	-	-	-	-	-	-	(3)
Monthly Actual/Estimated Obligations	-	(3)	-	-	-	-	-	-	-	-	-	-	(3)
<b>Sandy</b>													
Initial FY 2024 Spend Plan Estimates	(1)	(32)	(26)	(87)	(3)	(4)	(42)	(21)	(46)	(3)	(88)	(79)	(432)
Monthly Actual/Estimated Obligations	(3)	(32)	(26)	(87)	(3)	(4)	(42)	(21)	(46)	(3)	(88)	(78)	(433)



APPENDIX B: DRF Funding Activity (Details)

Disaster Relief Fund Monthly Obligations FY 2024  
 DRF Monthly Spend Plan (FY 2024)  
 (\$ in millions)  
 as of October 31, 2023

	Oct-23	Nov-23	Dec-23	Jan-24	Feb-24	Mar-24	Apr-24	May-24	Jun-24	Jul-24	Aug-24	Sep-24	Total
<b>2013 Colorado Flood</b>													
Initial FY 2024 Spend Plan Estimates	-	-	-	-	-	-	(1)	-	-	-	-	-	(1)
Monthly Actual/Estimated Obligations	(13)	-	-	-	-	-	(1)	-	-	-	-	(1)	(15)
<b>WV Floods 4273</b>													
Initial FY 2024 Spend Plan Estimates	-	(2)	(2)	(3)	-	(1)	(1)	-	-	-	-	(6)	(15)
Monthly Actual/Estimated Obligations	-	(2)	(2)	(3)	-	(1)	(1)	-	-	-	-	(6)	(15)
<b>LA Floods 4277</b>													
Initial FY 2024 Spend Plan Estimates	(1)	(2)	-	-	-	-	-	-	-	-	-	(1)	(4)
Monthly Actual/Estimated Obligations	(4)	(2)	-	-	-	-	-	-	-	-	-	(2)	(8)
<b>Matthew</b>													
Initial FY 2024 Spend Plan Estimates	(4)	(9)	(4)	(1)	(6)	(1)	(18)	(1)	-	-	-	(2)	(46)
Monthly Actual/Estimated Obligations	(10)	(4)	(19)	(3)	(5)	(3)	(4)	-	-	-	-	(5)	(53)
<b>CA Winter Storms</b>													
Initial FY 2024 Spend Plan Estimates	-	-	-	(25)	-	-	-	-	(32)	-	-	(3)	(60)
Monthly Actual/Estimated Obligations	-	-	-	(25)	-	-	-	-	(32)	-	-	(3)	(60)
<b>Harvey</b>													
Initial FY 2024 Spend Plan Estimates	(7)	(17)	(15)	(12)	(4)	(10)	(8)	(7)	(13)	(9)	(31)	(2)	(135)
Monthly Actual/Estimated Obligations	(4)	(17)	(15)	(12)	(4)	(10)	(8)	(7)	(13)	(9)	(31)	(2)	(132)
<b>Irma</b>													
Initial FY 2024 Spend Plan Estimates	(10)	(5)	(6)	(10)	(8)	(15)	(10)	(16)	(11)	(8)	(8)	(63)	(170)
Monthly Actual/Estimated Obligations	(16)	(4)	(21)	(24)	(15)	(11)	(57)	(3)	(3)	(7)	(4)	(10)	(175)
<b>Maria</b>													
Initial FY 2024 Spend Plan Estimates	(384)	(364)	(314)	(412)	(386)	(1,118)	(887)	(894)	(2,024)	(1,514)	(472)	(344)	(9,113)
Monthly Actual/Estimated Obligations	(367)	(364)	(314)	(412)	(386)	(1,118)	(887)	(894)	(2,024)	(1,514)	(472)	(344)	(9,096)
<b>CA Wildfires 2017</b>													
Initial FY 2024 Spend Plan Estimates	-	-	(32)	-	-	-	-	-	-	-	-	(1)	(33)
Monthly Actual/Estimated Obligations	-	-	(32)	-	-	-	-	-	-	-	-	(2)	(34)
<b>Florence</b>													
Initial FY 2024 Spend Plan Estimates	(4)	(1)	-	(6)	(4)	(10)	(2)	(10)	-	(2)	-	-	(39)
Monthly Actual/Estimated Obligations	(5)	(1)	-	(6)	(4)	(10)	(2)	(10)	-	(2)	-	-	(40)
<b>Michael</b>													
Initial FY 2024 Spend Plan Estimates	(5)	(24)	(10)	(14)	(15)	(21)	(13)	(16)	(6)	(7)	(4)	(18)	(153)
Monthly Actual/Estimated Obligations	(22)	(24)	(10)	(14)	(15)	(21)	(13)	(16)	(6)	(7)	(4)	(18)	(170)
<b>Yutu 4404</b>													
Initial FY 2024 Spend Plan Estimates	(5)	(18)	(1)	-	-	-	-	-	-	-	-	(1)	(25)
Monthly Actual/Estimated Obligations	-	(18)	(1)	-	-	-	-	-	-	-	-	(1)	(20)
<b>CA Wildfires 2018</b>													
Initial FY 2024 Spend Plan Estimates	(2)	(2)	(696)	-	-	(1)	-	-	-	-	-	-	(701)
Monthly Actual/Estimated Obligations	-	(2)	(696)	-	-	(1)	-	-	-	-	-	-	(699)
<b>Nebraska Winter Storm 2019</b>													
Initial FY 2024 Spend Plan Estimates	(4)	-	-	(2)	(2)	-	-	-	(1)	(1)	-	(1)	(11)
Monthly Actual/Estimated Obligations	(3)	-	-	(2)	(2)	-	-	-	(1)	(1)	-	(1)	(10)
<b>PR Earthquakes 4473</b>													
Initial FY 2024 Spend Plan Estimates	(2)	(11)	(4)	(11)	(1)	(1)	(3)	(2)	(9)	(9)	(12)	(19)	(84)
Monthly Actual/Estimated Obligations	(6)	(11)	(4)	(11)	(1)	(1)	(3)	(2)	(9)	(9)	(12)	(18)	(87)

**APPENDIX B: DRF Funding Activity (Details)**

**Disaster Relief Fund Monthly Obligations FY 2024  
DRF Monthly Spend Plan (FY 2024)  
(\$ in millions)  
as of October 31, 2023**

	Oct-23	Nov-23	Dec-23	Jan-24	Feb-24	Mar-24	Apr-24	May-24	Jun-24	Jul-24	Aug-24	Sep-24	Total
<b>COVID-19</b>													
<b>Initial FY 2024 Spend Plan Estimates</b>	(1,567)	(1,623)	(1,630)	(2,249)	(1,910)	(2,675)	(2,130)	(1,708)	(1,769)	(3,201)	(2,421)	(3,943)	(26,826)
Monthly Actual/Estimated Obligations	(3,230)	(1,623)	(1,630)	(2,249)	(1,910)	(2,675)	(2,130)	(1,708)	(1,769)	(2,611)	(2,421)	(3,430)	(27,386)
<b>California Wildfires 2020</b>													
<b>Initial FY 2024 Spend Plan Estimates</b>	(3)	(14)	(8)	(43)	(12)	-	(5)	-	(3)	(3)	(1)	(1)	(93)
Monthly Actual/Estimated Obligations	(3)	(14)	(8)	(43)	(12)	-	(5)	-	(3)	(3)	(1)	(1)	(93)
<b>Laura</b>													
<b>Initial FY 2024 Spend Plan Estimates</b>	(90)	(39)	(55)	(56)	(55)	(23)	(28)	(45)	(26)	(23)	(19)	(16)	(475)
Monthly Actual/Estimated Obligations	(99)	(39)	(55)	(56)	(55)	(23)	(28)	(45)	(26)	(23)	(19)	(15)	(483)
<b>Oregon Wildfires 2020</b>													
<b>Initial FY 2024 Spend Plan Estimates</b>	(37)	(85)	(12)	(4)	(36)	(38)	(28)	(3)	(3)	-	(7)	(1)	(254)
Monthly Actual/Estimated Obligations	(25)	(85)	(12)	(4)	(36)	(38)	(28)	(3)	(3)	-	(7)	(1)	(242)
<b>Ida</b>													
<b>Initial FY 2024 Spend Plan Estimates</b>	(252)	(172)	(149)	(81)	(113)	(144)	(53)	(45)	(66)	(150)	(51)	(130)	(1,406)
Monthly Actual/Estimated Obligations	(224)	(172)	(149)	(81)	(112)	(144)	(53)	(45)	(66)	(150)	(51)	(131)	(1,378)
<b>Fiona</b>													
<b>Initial FY 2024 Spend Plan Estimates</b>	(109)	(94)	(110)	(21)	(127)	(7)	(48)	(63)	(73)	(65)	(408)	(57)	(1,182)
Monthly Actual/Estimated Obligations	(104)	(94)	(110)	(21)	(126)	(7)	(48)	(63)	(73)	(65)	(408)	(58)	(1,177)
<b>Ian</b>													
<b>Initial FY 2024 Spend Plan Estimates</b>	(547)	(180)	(105)	(89)	(127)	(91)	(59)	(136)	(160)	(107)	(195)	(212)	(2,008)
Monthly Actual/Estimated Obligations	(594)	(180)	(105)	(89)	(126)	(91)	(59)	(136)	(160)	(107)	(195)	(213)	(2,055)
<b>Hawaii Wildfires</b>													
<b>Initial FY 2024 Spend Plan Estimates</b>	(448)	(107)	(39)	(22)	(15)	(14)	(14)	(106)	(13)	(63)	(13)	(13)	(867)
Monthly Actual/Estimated Obligations	(97)	(458)	(39)	(22)	(15)	(14)	(14)	(106)	(13)	(63)	(13)	(13)	(867)
<b>Idalia</b>													
<b>Initial FY 2024 Spend Plan Estimates</b>	(130)	(47)	(38)	(37)	(60)	(48)	(55)	(44)	(53)	(63)	(82)	(104)	(761)
Monthly Actual/Estimated Obligations	(150)	(47)	(38)	(37)	(59)	(48)	(55)	(44)	(53)	(63)	(82)	(105)	(781)
<b>Actual/Estimated Major Declaration Obligations</b>													
<b>Total DR Actual/Estimated Obligations</b>	<b>(5,503)</b>	<b>(3,728)</b>	<b>(3,836)</b>	<b>(3,507)</b>	<b>(3,318)</b>	<b>(4,374)</b>	<b>(3,561)</b>	<b>(3,238)</b>	<b>(4,403)</b>	<b>(4,729)</b>	<b>(3,930)</b>	<b>(4,708)</b>	<b>(48,835)</b>
<b>FY 2024 Actual/Estimated Recoveries</b>													
<b>Monthly Recoveries</b>	<b>335</b>	<b>346</b>	<b>346</b>	<b>346</b>	<b>346</b>	<b>346</b>	<b>347</b>	<b>347</b>	<b>347</b>	<b>347</b>	<b>347</b>	<b>348</b>	<b>4,148</b>
Major Declaration Actuals/Estimated	325	334	334	334	334	334	334	334	334	334	334	335	4,000
Base Actuals/Estimated	10	12	12	12	12	12	13	13	13	13	13	13	148
<b>DRF Available at End of Month (Including Recoveries)</b>	<b>\$ 33,848</b>	<b>\$ 30,413</b>	<b>\$ 26,854</b>	<b>\$ 23,625</b>	<b>\$ 20,601</b>	<b>\$ 16,501</b>	<b>\$ 13,227</b>	<b>\$ 10,277</b>	<b>\$ 6,162</b>	<b>\$ 1,719</b>	<b>\$ (1,934)</b>	<b>\$ (6,380)</b>	

**Notes:**

(1) Pursuant to P.L. 118-15, the Continuing Appropriations Act, 2024 and Other Extensions Act. Section 128 allows the DRF appropriation to be apportioned as necessary, up to the FY 2023 enacted levels, to carry out response and recovery activities. Section 129 appropriates \$16 billion to the DRF.

(2) Pursuant to the Disaster Recovery Reform Act (DRRA) (P.L. 115-254). See Appendix G for additional information regarding the BRIC program balance. The BRIC funding continues to be available to FEMA for other purposes should the DRF Majors balance drop too low to cover immediate response or recovery needs.

(3) Anticipated transfers to the U.S. Agency for International Development (USAID) for Compact Aid Agreement.

APPENDIX B: DRF Funding Activity (By Catastrophic Disaster)

Disaster Relief Fund Monthly Detailed Obligations FY 2024  
(\$ in millions)

Event/DR	Cumulative Obligations	October	November	December	January	February	March	April	May	June	July	August	September	FY 2024 Total
	Through FY 2023	Actual	Estimated	Estimated	Estimated	Estimated	Estimated	Estimated	Estimated	Estimated	Estimated	Estimated	Estimated	
<b>Katrina Rita Wilma</b>														
1602-FL	(233)	\$ -	\$ -	\$ -	\$ -	\$ -	\$ -	\$ -	\$ -	\$ -	\$ -	\$ -	\$ -	-
1603-LA	(33,008)	(3)	(28)	(13)	(1)	-	(4)	(2)	(3)	(4)	(5)	(7)	(33)	(103)
1604-MS	(10,111)	-	(2)	-	-	-	-	-	-	-	-	-	(1)	(3)
1605-AL	(1,039)	-	-	-	-	-	-	-	-	-	-	-	-	-
1606-TX	(1,877)	-	-	-	-	-	-	-	-	-	-	-	-	-
1607-LA	(1,923)	-	-	-	-	-	-	-	-	(1)	(2)	-	(2)	(5)
1609-FL	(2,567)	-	-	(2)	-	-	-	-	-	-	-	-	-	(2)
	<b>(50,758)</b>	<b>(3)</b>	<b>(30)</b>	<b>(15)</b>	<b>(1)</b>	<b>-</b>	<b>(4)</b>	<b>(2)</b>	<b>(3)</b>	<b>(5)</b>	<b>(7)</b>	<b>(7)</b>	<b>(36)</b>	<b>(113)</b>
<b>Gustav</b>														
1786-LA	(1,693)	(1)	-	-	-	-	-	-	-	-	-	-	(2)	(3)
1789-AL	(10)	-	-	-	-	-	-	-	-	-	-	-	-	-
1793-AR	(6)	-	-	-	-	-	-	-	-	-	-	-	-	-
1794-MS	(40)	-	-	-	-	-	-	-	-	-	-	-	-	-
1806-FL	(6)	-	-	-	-	-	-	-	-	-	-	-	-	-
	<b>(1,755)</b>	<b>(1)</b>	<b>-</b>	<b>-</b>	<b>-</b>	<b>-</b>	<b>-</b>	<b>-</b>	<b>-</b>	<b>-</b>	<b>-</b>	<b>-</b>	<b>(2)</b>	<b>(3)</b>
<b>Ike</b>														
1791-TX	(4,370)	(1)	(3)	-	-	-	-	-	-	-	-	-	-	(4)
1792-LA	(370)	-	-	-	-	-	-	-	-	-	-	-	-	-
1797-AL	(8)	-	-	-	-	-	-	-	-	-	-	-	-	-
1802-KY	(24)	-	-	-	-	-	-	-	-	-	-	-	-	-
1804-AR	(3)	-	-	-	-	-	-	-	-	-	-	-	-	-
1805-OH	(56)	-	-	-	-	-	-	-	-	-	-	-	-	-
	<b>(4,831)</b>	<b>(1)</b>	<b>(3)</b>	<b>-</b>	<b>-</b>	<b>-</b>	<b>-</b>	<b>-</b>	<b>-</b>	<b>-</b>	<b>-</b>	<b>-</b>	<b>-</b>	<b>(4)</b>
<b>TN Floods</b>														
1909-TN	(559)	-	-	-	-	-	-	-	(3)	-	-	-	(1)	(4)
	<b>(559)</b>	<b>-</b>	<b>-</b>	<b>-</b>	<b>-</b>	<b>-</b>	<b>-</b>	<b>-</b>	<b>(3)</b>	<b>-</b>	<b>-</b>	<b>-</b>	<b>(1)</b>	<b>(4)</b>
<b>Irene</b>														
4017-PR	(140)	-	-	-	-	-	-	-	-	-	-	-	-	-
4019-NC	(189)	-	-	-	-	-	-	-	-	-	-	-	-	-
4020-NY	(898)	-	-	-	-	-	-	-	-	-	-	-	(1)	(1)
4021-NJ	(401)	-	-	-	-	-	-	-	-	-	-	-	-	-
4022-VT	(339)	-	-	-	-	-	-	-	-	-	-	-	-	-
4023-CT	(75)	-	-	-	-	-	-	-	-	-	-	-	-	-
4024-VA	(73)	-	-	-	-	-	-	-	-	-	-	-	-	-
4025-PA	(99)	-	-	-	-	-	-	-	-	-	-	-	-	-
4026-NH	(27)	-	-	-	-	-	-	-	-	-	-	-	-	-
4027-RI	(11)	-	-	-	-	-	-	-	-	-	-	-	-	-
4028-MA	(53)	-	-	-	(1)	-	-	-	-	-	-	-	-	(1)
4032-ME	(3)	-	-	-	-	-	-	-	-	-	-	-	-	-
4034-MD	(25)	-	-	-	-	-	-	-	-	-	-	-	-	-
4036-DC	(4)	-	-	-	-	-	-	-	-	-	-	-	-	-
4037-DE	(3)	-	-	-	-	-	-	-	-	-	-	-	-	-
	<b>(2,340)</b>	<b>-</b>	<b>-</b>	<b>-</b>	<b>(1)</b>	<b>-</b>	<b>-</b>	<b>-</b>	<b>-</b>	<b>-</b>	<b>-</b>	<b>-</b>	<b>(1)</b>	<b>(2)</b>
<b>Lee</b>														
4030-PA	(375)	-	-	-	-	-	-	-	-	-	-	-	-	-
4031-NY	(442)	-	-	-	-	-	-	-	-	-	-	-	(1)	(1)
4038-MD	(15)	-	-	-	-	-	-	-	-	-	-	-	-	-
4039-NJ	(6)	-	-	-	-	-	-	-	-	-	-	-	-	-
4041-LA	(7)	-	-	-	-	-	-	-	-	-	-	-	-	-
4045-VA	(7)	-	-	-	-	-	-	-	-	-	-	-	-	-
	<b>(852)</b>	<b>-</b>	<b>-</b>	<b>-</b>	<b>-</b>	<b>-</b>	<b>-</b>	<b>-</b>	<b>-</b>	<b>-</b>	<b>-</b>	<b>-</b>	<b>(1)</b>	<b>(1)</b>
<b>Isaac</b>														
4080-LA	(684)	-	(3)	-	-	-	-	-	-	-	-	-	-	(3)
4081-MS	(90)	-	-	-	-	-	-	-	-	-	-	-	-	-
4082-AL	(10)	-	-	-	-	-	-	-	-	-	-	-	-	-
4084-FL	(29)	-	-	-	-	-	-	-	-	-	-	-	-	-
	<b>(813)</b>	<b>-</b>	<b>(3)</b>	<b>-</b>	<b>-</b>	<b>-</b>	<b>-</b>	<b>-</b>	<b>-</b>	<b>-</b>	<b>-</b>	<b>-</b>	<b>-</b>	<b>(3)</b>

APPENDIX B: DRF Funding Activity (By Catastrophic Disaster)

Disaster Relief Fund Monthly Detailed Obligations FY 2024  
(\$ in millions)

Event/DR	Cumulative	October	November	December	January	February	March	April	May	June	July	August	September	FY 2024 Total
	Obligations Through FY 2023	Actual	Estimated	Estimated	Estimated	Estimated	Estimated	Estimated	Estimated	Estimated	Estimated	Estimated	Estimated	
<b>Sandy</b>														
4085-NY	(18,429)	(2)	(30)	(23)	(86)	(1)	(2)	(1)	(21)	(14)	(2)	(1)	(55)	(238)
4086-NJ	(3,446)	(1)	(2)	(3)	(1)	(2)	(2)	(39)	-	(32)	(1)	(87)	(23)	(193)
4087-CT	(123)	-	-	-	-	-	-	-	-	-	-	-	-	-
4089-RI	(19)	-	-	-	-	-	-	-	-	-	-	-	-	-
4090-DE	(8)	-	-	-	-	-	-	-	-	-	-	-	-	-
4091-MD	(48)	-	-	-	-	-	-	-	-	-	-	-	-	-
4092-VA	(14)	-	-	-	-	-	-	-	-	-	-	-	-	-
4093-WV	(23)	-	-	-	-	-	-	-	-	-	-	-	-	-
4095-NH	(3)	-	-	-	-	-	-	-	-	-	-	-	-	-
4096-DC	(3)	-	-	-	-	-	-	-	-	-	-	-	-	-
4097-MA	(18)	-	-	-	-	-	-	(2)	-	-	-	-	-	(2)
4098-OH	(24)	-	-	-	-	-	-	-	-	-	-	-	-	-
4099-PA	(17)	-	-	-	-	-	-	-	-	-	-	-	-	-
	<b>(22,175)</b>	<b>(3)</b>	<b>(32)</b>	<b>(26)</b>	<b>(87)</b>	<b>(3)</b>	<b>(4)</b>	<b>(42)</b>	<b>(21)</b>	<b>(46)</b>	<b>(3)</b>	<b>(88)</b>	<b>(78)</b>	<b>(433)</b>
<b>2013 Colorado Flood</b>														
4145-CO	(652)	(13)	-	-	-	-	-	(1)	-	-	-	-	(1)	(15)
	<b>(652)</b>	<b>(13)</b>	<b>-</b>	<b>-</b>	<b>-</b>	<b>-</b>	<b>-</b>	<b>(1)</b>	<b>-</b>	<b>-</b>	<b>-</b>	<b>-</b>	<b>(1)</b>	<b>(15)</b>
<b>WV Floods 4273</b>														
4273-WV	(618)	-	(2)	(2)	(3)	-	(1)	(1)	-	-	-	-	(6)	(15)
	<b>(618)</b>	<b>-</b>	<b>(2)</b>	<b>(2)</b>	<b>(3)</b>	<b>-</b>	<b>(1)</b>	<b>(1)</b>	<b>-</b>	<b>-</b>	<b>-</b>	<b>-</b>	<b>(6)</b>	<b>(15)</b>
<b>LA Floods 4277</b>														
4277-LA	(2,755)	(4)	(2)	-	-	-	-	-	-	-	-	-	(2)	(8)
	<b>(2,755)</b>	<b>(4)</b>	<b>(2)</b>	<b>-</b>	<b>-</b>	<b>-</b>	<b>-</b>	<b>-</b>	<b>-</b>	<b>-</b>	<b>-</b>	<b>-</b>	<b>(2)</b>	<b>(8)</b>
<b>Matthew</b>														
4283-FL	(501)	-	-	(2)	(3)	-	(3)	(2)	-	-	-	-	(5)	(15)
4284-GA	(146)	-	-	-	-	(5)	-	-	-	-	-	-	-	(5)
4285-NC	(688)	(2)	(4)	(6)	-	-	-	-	-	-	-	-	-	(12)
4286-SC	(396)	(8)	-	(11)	-	-	-	(2)	-	-	-	-	-	(21)
4291-VA	(41)	-	-	-	-	-	-	-	-	-	-	-	-	-
	<b>(1,772)</b>	<b>(10)</b>	<b>(4)</b>	<b>(19)</b>	<b>(3)</b>	<b>(5)</b>	<b>(3)</b>	<b>(4)</b>	<b>-</b>	<b>-</b>	<b>-</b>	<b>-</b>	<b>(5)</b>	<b>(53)</b>
<b>CA Winter Storms</b>														
4308-CA	(930)	-	-	-	(25)	-	-	-	-	(32)	-	-	(3)	(60)
	<b>(930)</b>	<b>-</b>	<b>-</b>	<b>-</b>	<b>(25)</b>	<b>-</b>	<b>-</b>	<b>-</b>	<b>-</b>	<b>(32)</b>	<b>-</b>	<b>-</b>	<b>(3)</b>	<b>(60)</b>
<b>Harvey</b>														
4332-TX	(8,148)	(4)	(17)	(15)	(12)	(4)	(10)	(8)	(7)	(13)	(9)	(31)	(2)	(132)
4345-LA	(14)	-	-	-	-	-	-	-	-	-	-	-	-	-
	<b>(8,162)</b>	<b>(4)</b>	<b>(17)</b>	<b>(15)</b>	<b>(12)</b>	<b>(4)</b>	<b>(10)</b>	<b>(8)</b>	<b>(7)</b>	<b>(13)</b>	<b>(9)</b>	<b>(31)</b>	<b>(2)</b>	<b>(132)</b>
<b>Irma</b>														
4335-VI	(328)	(2)	-	(1)	-	-	-	-	-	-	-	-	-	(3)
4336-PR	(83)	-	-	-	-	-	-	-	-	-	-	-	-	-
4337-FL	(5,166)	(14)	(4)	(9)	(21)	(14)	(11)	(55)	(3)	(3)	(7)	(4)	(10)	(155)
4338-GA	(200)	-	-	(11)	(3)	(1)	-	(2)	-	-	-	-	-	(17)
4341-FL	(3)	-	-	-	-	-	-	-	-	-	-	-	-	-
4346-SC	(46)	-	-	-	-	-	-	-	-	-	-	-	-	-
	<b>(5,826)</b>	<b>(16)</b>	<b>(4)</b>	<b>(21)</b>	<b>(24)</b>	<b>(15)</b>	<b>(11)</b>	<b>(57)</b>	<b>(3)</b>	<b>(3)</b>	<b>(7)</b>	<b>(4)</b>	<b>(10)</b>	<b>(175)</b>
<b>Maria</b>														
4339-PR	(41,293)	(325)	(341)	(298)	(147)	(48)	(125)	(523)	(487)	(922)	(192)	(470)	(327)	(4,205)
4340-VI	(7,195)	(42)	(23)	(16)	(265)	(338)	(993)	(364)	(407)	(1,102)	(1,322)	(2)	(17)	(4,891)
	<b>(48,488)</b>	<b>(367)</b>	<b>(364)</b>	<b>(314)</b>	<b>(412)</b>	<b>(386)</b>	<b>(1,118)</b>	<b>(887)</b>	<b>(894)</b>	<b>(2,024)</b>	<b>(1,514)</b>	<b>(472)</b>	<b>(344)</b>	<b>(9,096)</b>
<b>CA Wildfires 2017</b>														
4344-CA	(1,437)	-	-	(32)	-	-	-	-	-	-	-	-	(2)	(34)
	<b>(1,437)</b>	<b>-</b>	<b>-</b>	<b>(32)</b>	<b>-</b>	<b>-</b>	<b>-</b>	<b>-</b>	<b>-</b>	<b>-</b>	<b>-</b>	<b>-</b>	<b>(2)</b>	<b>(34)</b>
<b>Florence</b>														
4393-NC	(1,516)	(4)	(1)	-	(6)	(2)	(10)	-	(10)	-	(2)	-	-	(35)
4394-SC	(248)	-	-	-	-	(2)	-	(2)	-	-	-	-	-	(4)
4401-VA	(47)	(1)	-	-	-	-	-	-	-	-	-	-	-	(1)
	<b>(1,811)</b>	<b>(5)</b>	<b>(1)</b>	<b>-</b>	<b>(6)</b>	<b>(4)</b>	<b>(10)</b>	<b>(2)</b>	<b>(10)</b>	<b>-</b>	<b>(2)</b>	<b>-</b>	<b>-</b>	<b>(40)</b>

APPENDIX B: DRF Funding Activity (By Catastrophic Disaster)

Disaster Relief Fund Monthly Detailed Obligations FY 2024  
(\$ in millions)

Event/DR	Cumulative													FY 2024 Total
	Obligations	October	November	December	January	February	March	April	May	June	July	August	September	
	Through FY 2023	Actual	Estimated	Estimated	Estimated	Estimated	Estimated	Estimated	Estimated	Estimated	Estimated	Estimated	Estimated	
<b>Michael</b>														
4399-FL	(3,042)	(20)	(22)	(7)	(11)	(10)	(5)	(7)	(6)	(6)	(6)	(4)	(18)	
4400-GA	(338)	-	-	-	(2)	(4)	(16)	(5)	(10)	-	-	-	-	
4406-AL	(20)	-	-	-	-	-	-	-	-	-	-	-	-	
4411-VA	(43)	(2)	(2)	(2)	(1)	(1)	-	(1)	-	-	(1)	-	-	
4412-NC	(26)	-	-	(1)	-	-	-	-	-	-	-	-	-	
	<b>(3,469)</b>	<b>(22)</b>	<b>(24)</b>	<b>(10)</b>	<b>(14)</b>	<b>(15)</b>	<b>(21)</b>	<b>(13)</b>	<b>(16)</b>	<b>(6)</b>	<b>(7)</b>	<b>(4)</b>	<b>(18)</b>	
<b>Nebraska Winter Storm 2019</b>														
4420-NE	(709)	(3)	-	-	(2)	(2)	-	-	-	(1)	(1)	-	(1)	
	<b>(709)</b>	<b>(3)</b>	<b>-</b>	<b>-</b>	<b>(2)</b>	<b>(2)</b>	<b>-</b>	<b>-</b>	<b>-</b>	<b>(1)</b>	<b>(1)</b>	<b>-</b>	<b>(1)</b>	
<b>Yutu</b>														
4404-NMI	(860)	-	(18)	(1)	-	-	-	-	-	-	-	-	(1)	
	<b>(860)</b>	<b>-</b>	<b>(18)</b>	<b>(1)</b>	<b>-</b>	<b>-</b>	<b>-</b>	<b>-</b>	<b>-</b>	<b>-</b>	<b>-</b>	<b>-</b>	<b>(1)</b>	
<b>CA Wildfires 2018</b>														
4407-CA	(1,859)	-	(2)	(696)	-	-	(1)	-	-	-	-	-	-	
	<b>(1,859)</b>	<b>-</b>	<b>(2)</b>	<b>(696)</b>	<b>-</b>	<b>-</b>	<b>(1)</b>	<b>-</b>	<b>-</b>	<b>-</b>	<b>-</b>	<b>-</b>	<b>-</b>	
<b>PR Earthquakes 4473</b>														
4473-PR	(1,216)	(6)	(11)	(4)	(11)	(1)	(1)	(3)	(2)	(9)	(9)	(12)	(18)	
	<b>(1,216)</b>	<b>(6)</b>	<b>(11)</b>	<b>(4)</b>	<b>(11)</b>	<b>(1)</b>	<b>(1)</b>	<b>(3)</b>	<b>(2)</b>	<b>(9)</b>	<b>(9)</b>	<b>(12)</b>	<b>(18)</b>	
<b>COVID-19</b>														
4480-NY	(18,798)	(554)	(328)	(596)	(195)	(865)	(361)	(306)	(28)	(165)	(612)	(148)	(673)	
4481-WA	(2,877)	(241)	(239)	(26)	(19)	(66)	(54)	(150)	(65)	(32)	(75)	(45)	(17)	
4482-CA	(15,392)	(741)	(57)	(152)	(433)	(136)	(249)	(225)	(327)	(743)	(791)	(986)	(559)	
4483-IA	(534)	(7)	(5)	(5)	(13)	(17)	(20)	(43)	(43)	(47)	(41)	(45)	(42)	
4484-LA	(3,156)	(139)	(146)	(37)	(38)	(21)	(18)	(13)	(14)	(64)	(11)	(14)	(1)	
4485-TX	(18,494)	(47)	(68)	(65)	(62)	(148)	(21)	(10)	(23)	(19)	(13)	(8)	(6)	
4486-FL	(4,390)	(13)	(120)	(38)	(5)	(14)	(270)	(158)	(43)	(38)	(29)	(73)	(355)	
4487-NC	(2,426)	(30)	(22)	(2)	(15)	(9)	(152)	(194)	(11)	(115)	(41)	(40)	(37)	
4488-NJ	(4,591)	(140)	(53)	(135)	(5)	(5)	(2)	(3)	(2)	(7)	(4)	(23)	(456)	
4489-IL	(3,073)	(143)	(7)	(2)	(73)	(54)	(406)	(39)	(54)	(2)	(32)	(24)	(1)	
4490-MO	(1,134)	(4)	(6)	(12)	(63)	(4)	(3)	(208)	(99)	(22)	(149)	(79)	(60)	
4491-MD	(2,649)	(89)	(7)	(13)	(5)	(43)	(41)	(292)	(408)	(10)	(79)	(115)	(167)	
4492-SC	(948)	(5)	(7)	(23)	(45)	(19)	(21)	(18)	(23)	(19)	(38)	(6)	(17)	
4493-PR	(623)	(1)	-	-	-	-	-	-	(1)	-	(1)	-	(10)	
4494-MI	(2,753)	(62)	(5)	(2)	(208)	(2)	(1)	(2)	(6)	-	(3)	(1)	(13)	
4495-GU	(137)	(5)	-	(3)	(1)	(1)	(2)	(6)	(1)	-	-	-	(19)	
4496-MA	(3,932)	(106)	(112)	(35)	(152)	(145)	(94)	(62)	(55)	(105)	(62)	(112)	(42)	
4497-KY	(431)	(1)	(1)	(1)	(6)	(10)	(9)	(1)	(44)	(19)	(28)	(1)	(49)	
4498-CO	(2,595)	(17)	(27)	(13)	(8)	(5)	(89)	(24)	(20)	(2)	(37)	(8)	(9)	
4499-OR	(1,436)	(294)	(162)	(86)	(102)	(81)	(93)	(39)	(47)	(71)	(69)	(15)	(56)	
4500-CT	(1,352)	(41)	(21)	(2)	(1)	(5)	(11)	(4)	(12)	(13)	(4)	(6)	(4)	
4501-GA	(1,699)	(4)	(2)	(6)	(19)	(22)	(364)	(13)	(9)	(15)	(235)	(115)	(37)	
4502-DC	(1,143)	(23)	(15)	(5)	(1)	(1)	(4)	(1)	(5)	-	(1)	(2)	(17)	
4503-AL	(423)	(1)	(1)	(5)	(1)	(13)	(25)	(1)	(2)	(2)	(2)	(13)	(10)	
4504-KS	(577)	(46)	(2)	(27)	(3)	(3)	(4)	(16)	(26)	(20)	(15)	(44)	(14)	
4505-RI	(1,055)	(2)	-	-	(1)	(11)	(3)	(6)	(14)	(3)	(6)	(7)	(9)	
4506-PA	(3,540)	(82)	(58)	(24)	(23)	(51)	(34)	(32)	(88)	(28)	(72)	(157)	(142)	
4507-OH	(1,867)	(11)	(9)	(15)	(3)	(7)	(13)	(37)	(2)	(9)	(31)	(156)	(159)	
4508-MT	(144)	(11)	(1)	(11)	(25)	-	(3)	-	-	-	-	-	-	
4509-ND	(297)	(5)	(4)	(1)	(10)	(1)	(5)	(1)	(1)	(1)	(1)	(1)	(1)	
4510-HI	(746)	(23)	-	(3)	(2)	-	-	-	-	-	(1)	(28)	(1)	
4511-MP	(89)	(22)	-	(1)	(23)	(12)	(1)	(2)	-	-	-	-	(5)	
4512-VA	(1,552)	(24)	(20)	(9)	(4)	(6)	(4)	(116)	(50)	(25)	(49)	(10)	(28)	
4513-VI	(188)	(11)	-	-	(14)	(5)	-	-	-	-	-	-	-	
4514-TN	(995)	(91)	(1)	(7)	(16)	(32)	(128)	(7)	(20)	(11)	(11)	(10)	(82)	
4515-IN	(825)	(4)	(3)	(9)	(2)	(3)	(9)	(7)	(1)	(1)	(3)	(1)	(17)	
4516-NH	(424)	(32)	(4)	(5)	(6)	(6)	(5)	(12)	(3)	(1)	(2)	(10)	(1)	
4517-WV	(398)	(11)	(17)	-	-	-	(8)	(21)	(1)	(1)	-	(4)	(2)	
4518-AR	(394)	(1)	(1)	(8)	(4)	(4)	(65)	-	-	-	-	-	-	
4520-WI	(1,193)	(2)	(4)	(26)	(53)	(3)	(19)	(5)	(9)	(1)	(3)	(1)	(56)	
4521-NE	(379)	-	(1)	(6)	(11)	(6)	(7)	(6)	(8)	(5)	(10)	(4)	(9)	
4522-ME	(461)	(8)	(5)	(2)	(7)	(8)	(6)	(15)	(13)	(15)	(17)	(34)	(73)	
4523-NV	(684)	(1)	(1)	(2)	(1)	(11)	-	(5)	-	-	-	-	-	
4524-AZ	(1,396)	-	(5)	(1)	(314)	(9)	(3)	(1)	(4)	(35)	(4)	(4)	(3)	
4525-UT	(532)	(2)	(2)	(4)	(106)	-	(2)	(1)	-	-	-	(8)	-	
4526-DE	(325)	-	(5)	(2)	(6)	(2)	(1)	(16)	(26)	(10)	-	-	(17)	

APPENDIX B: DRF Funding Activity (By Catastrophic Disaster)

Disaster Relief Fund Monthly Detailed Obligations FY 2024  
(\$ in millions)

Event/DR	Cumulative Obligations Through FY 2023	October	November	December	January	February	March	April	May	June	July	August	September	FY 2024 Total
		Actual	Estimated	Estimated	Estimated	Estimated	Estimated	Estimated	Estimated	Estimated	Estimated	Estimated	Estimated	
4527-SD	(43)	(3)	(1)	(1)	(5)	(3)	(9)	-	-	-	-	-	-	(22)
4528-MS	(746)	(16)	(8)	(2)	(4)	(6)	(2)	(2)	(37)	(7)	(10)	(7)	(127)	(228)
4529-NM	(522)	(72)	(8)	(47)	(97)	(5)	(2)	-	-	-	-	-	-	(231)
4530-OK	(418)	(1)	(12)	(24)	(11)	(13)	(26)	(11)	(62)	(64)	(10)	(33)	(29)	(296)
4531-MN	(1,061)	(10)	(18)	(115)	(24)	(6)	(4)	(3)	-	-	-	-	-	(180)
4532-VT	(622)	(8)	-	-	-	-	(1)	-	(1)	(1)	(9)	(23)	(2)	(45)
4533-AK	(528)	(21)	(3)	(1)	(2)	(2)	(2)	-	-	(16)	-	-	(7)	(54)
4534-ID	(313)	(2)	(18)	(13)	(1)	(1)	-	-	-	(5)	-	-	(7)	(47)
4535-WY	(111)	-	(1)	-	-	-	-	-	-	-	-	-	(1)	(2)
4537-AS	(21)	-	-	-	(1)	(2)	(1)	-	-	-	-	-	-	(4)
4545-FL	(2)	-	-	-	-	-	-	-	-	-	-	-	-	-
4582-AZ	(19)	-	-	-	-	-	-	-	-	-	-	-	-	-
4591-TR	(2)	-	-	-	-	-	-	-	-	-	-	-	-	-
<b>TOTAL</b>	<b>(117,455)</b>	<b>(3,230)</b>	<b>(1,623)</b>	<b>(1,630)</b>	<b>(2,249)</b>	<b>(1,910)</b>	<b>(2,675)</b>	<b>(2,130)</b>	<b>(1,708)</b>	<b>(1,769)</b>	<b>(2,611)</b>	<b>(2,421)</b>	<b>(3,430)</b>	<b>(27,386)</b>
<b>California Wildfires 2020</b>														
4558-CA	(646)	(3)	(14)	(8)	(43)	(12)	-	(5)	-	(3)	(3)	(1)	(1)	(93)
<b>TOTAL</b>	<b>(646)</b>	<b>(3)</b>	<b>(14)</b>	<b>(8)</b>	<b>(43)</b>	<b>(12)</b>	<b>-</b>	<b>(5)</b>	<b>-</b>	<b>(3)</b>	<b>(3)</b>	<b>(1)</b>	<b>(1)</b>	<b>(93)</b>
<b>Laura</b>														
4559-LA	(3,590)	(99)	(38)	(53)	(54)	(53)	(22)	(28)	(45)	(26)	(23)	(19)	(14)	(474)
4572-TX	(74)	-	(1)	(2)	(2)	(2)	(1)	-	-	-	-	-	(1)	(9)
<b>TOTAL</b>	<b>(3,664)</b>	<b>(99)</b>	<b>(39)</b>	<b>(55)</b>	<b>(56)</b>	<b>(55)</b>	<b>(23)</b>	<b>(28)</b>	<b>(45)</b>	<b>(26)</b>	<b>(23)</b>	<b>(19)</b>	<b>(15)</b>	<b>(483)</b>
<b>Oregon Wildfires 2020</b>														
4562-OR	(768)	(25)	(85)	(12)	(4)	(36)	(38)	(28)	(3)	(3)	-	(7)	(1)	(242)
<b>TOTAL</b>	<b>(768)</b>	<b>(25)</b>	<b>(85)</b>	<b>(12)</b>	<b>(4)</b>	<b>(36)</b>	<b>(38)</b>	<b>(28)</b>	<b>(3)</b>	<b>(3)</b>	<b>-</b>	<b>(7)</b>	<b>(1)</b>	<b>(242)</b>
<b>Ida</b>														
4611-LA	(5,684)	(156)	(104)	(102)	(45)	(71)	(65)	(40)	(34)	(45)	(102)	(31)	(13)	(808)
4614-NJ	(623)	(15)	(17)	(22)	(6)	(6)	(48)	(4)	(2)	(4)	(34)	-	(12)	(170)
4615-NY	(433)	(20)	(14)	(19)	(20)	(20)	(21)	(3)	(2)	(7)	(5)	(5)	(102)	(238)
4618-PA	(274)	(33)	(37)	(5)	(7)	(11)	(10)	(6)	(6)	(10)	(9)	(13)	(2)	(149)
4626-MS	(52)	-	-	-	-	-	-	-	-	-	-	-	-	-
4627-DE	(3)	-	(1)	(1)	(1)	-	-	-	-	-	(2)	(1)	(1)	(5)
4629-CT	(20)	-	-	(2)	(4)	-	-	-	(1)	-	-	-	(1)	(8)
<b>TOTAL</b>	<b>(7,089)</b>	<b>(224)</b>	<b>(172)</b>	<b>(149)</b>	<b>(81)</b>	<b>(112)</b>	<b>(144)</b>	<b>(53)</b>	<b>(45)</b>	<b>(66)</b>	<b>(150)</b>	<b>(51)</b>	<b>(131)</b>	<b>(1,378)</b>
<b>Fiona</b>														
4671-PR	(2,899)	(104)	(94)	(110)	(21)	(126)	(7)	(48)	(63)	(73)	(65)	(408)	(58)	(1,177)
<b>TOTAL</b>	<b>(2,899)</b>	<b>(104)</b>	<b>(94)</b>	<b>(110)</b>	<b>(21)</b>	<b>(126)</b>	<b>(7)</b>	<b>(48)</b>	<b>(63)</b>	<b>(73)</b>	<b>(65)</b>	<b>(408)</b>	<b>(58)</b>	<b>(1,177)</b>
<b>Ian</b>														
4673-FL	(4,082)	(593)	(178)	(102)	(86)	(126)	(91)	(59)	(136)	(160)	(107)	(195)	(211)	(2,044)
4675-TR	(3)	-	-	(1)	-	-	-	-	-	-	-	-	-	(1)
4677-SC	(27)	(1)	(2)	(3)	(2)	-	-	-	-	-	-	-	(2)	(10)
<b>TOTAL</b>	<b>(4,112)</b>	<b>(594)</b>	<b>(180)</b>	<b>(105)</b>	<b>(89)</b>	<b>(126)</b>	<b>(91)</b>	<b>(59)</b>	<b>(136)</b>	<b>(160)</b>	<b>(107)</b>	<b>(195)</b>	<b>(213)</b>	<b>(2,055)</b>
<b>Hawaii Wildfires</b>														
4724-HI	(848)	(97)	(458)	(39)	(22)	(15)	(14)	(14)	(106)	(13)	(63)	(13)	(13)	(867)
<b>TOTAL</b>	<b>(848)</b>	<b>(97)</b>	<b>(458)</b>	<b>(39)</b>	<b>(22)</b>	<b>(15)</b>	<b>(14)</b>	<b>(14)</b>	<b>(106)</b>	<b>(13)</b>	<b>(63)</b>	<b>(13)</b>	<b>(13)</b>	<b>(867)</b>
<b>Idalia</b>														
4734-FL	(545)	(145)	(47)	(38)	(37)	(59)	(47)	(54)	(44)	(52)	(62)	(81)	(103)	(769)
4738-GA	(8)	(5)	-	-	-	-	(1)	(1)	-	(1)	(1)	(1)	(2)	(12)
<b>TOTAL</b>	<b>(553)</b>	<b>(150)</b>	<b>(47)</b>	<b>(38)</b>	<b>(37)</b>	<b>(59)</b>	<b>(48)</b>	<b>(55)</b>	<b>(44)</b>	<b>(53)</b>	<b>(63)</b>	<b>(82)</b>	<b>(105)</b>	<b>(781)</b>
<b>TOTAL</b>	<b>\$ (302,681)</b>	<b>\$ (4,984)</b>	<b>\$ (3,229)</b>	<b>\$ (3,301)</b>	<b>\$ (3,203)</b>	<b>\$ (2,886)</b>	<b>\$ (4,224)</b>	<b>\$ (3,440)</b>	<b>\$ (3,109)</b>	<b>\$ (4,305)</b>	<b>\$ (4,644)</b>	<b>\$ (3,815)</b>	<b>\$ (4,499)</b>	<b>\$ (45,639)</b>

**APPENDIX C: Hurricanes Sandy, Harvey, Irma, and Maria, COVID-19 and Disasters Declared Since August 1, 2017  
(Actuals/Estimated Obligations by Program)**

Hurricanes Sandy, Harvey, Irma and Maria, COVID-19, and Disasters Declared Since August 1, 2017  
FY 2024 Actuals/Estimated  
as of October 31, 2023  
(\$ in millions)

	Cumulative Obligations Through FY 2023 <sup>(1)</sup>	Actual/Estimated 1st Qtr	Estimated 2nd Qtr	Estimated 3rd Qtr	Estimated 4th Qtr	FY 2024 Totals	Totals Through FY 2024
<b>SANDY</b>							
Public Assistance	\$ 17,005	\$ 57	\$ 15	\$ 103	\$ 164	\$ 339	\$ 17,344
Individual Assistance	1,601	-	-	-	-	-	1,601
Mitigation	1,655	1.00	74.00	3	-	78	1,733
Operations	318	-	-	-	-	-	318
Administrative	1,596	3	5	3	5	16	1,612
<b>Total</b>	<b>\$ 22,175</b>	<b>\$ 61</b>	<b>\$ 94</b>	<b>\$ 109</b>	<b>\$ 169</b>	<b>\$ 433</b>	<b>\$ 22,608</b>

	Cumulative Obligations Through FY 2023 <sup>(1)</sup>	Actual/Estimated 1st Qtr	Estimated 2nd Qtr	Estimated 3rd Qtr	Estimated 4th Qtr	FY 2024 Totals	Totals Through FY 2024
<b>HARVEY</b>							
Public Assistance	\$ 2,818	\$ 12	\$ 10	\$ 7	\$ 4	\$ 33	\$ 2,851
Individual Assistance	2,919	-	-	-	-	-	2,919
Mitigation	441	19	12	16	33	80	521
Operations	185	-	-	-	-	-	185
Administrative	1,799	5	4	5	5	19	1,818
<b>Total</b>	<b>\$ 8,162</b>	<b>\$ 36</b>	<b>\$ 26</b>	<b>\$ 28</b>	<b>\$ 42</b>	<b>\$ 132</b>	<b>\$ 8,294</b>

	Cumulative Obligations Through FY 2023 <sup>(1)</sup>	Actual/Estimated 1st Qtr	Estimated 2nd Qtr	Estimated 3rd Qtr	Estimated 4th Qtr	FY 2024 Totals	Totals Through FY 2024
<b>IRMA</b>							
Public Assistance	\$ 2,693	\$ 21	\$ 35	\$ 1	\$ 12	\$ 69	\$ 2,762
Individual Assistance	1,308	-	-	-	-	-	1,308
Mitigation	382	17	11	61	6	95	477
Operations	251	-	-	(1)	-	(1)	250
Administrative	1,192	3	4	2	3	12	1,204
<b>Total</b>	<b>\$ 5,826</b>	<b>\$ 41</b>	<b>\$ 50</b>	<b>\$ 63</b>	<b>\$ 21</b>	<b>\$ 175</b>	<b>\$ 6,001</b>

	Cumulative Obligations Through FY 2023 <sup>(1)</sup>	Actual/Estimated 1st Qtr	Estimated 2nd Qtr	Estimated 3rd Qtr	Estimated 4th Qtr	FY 2024 Totals	Totals Through FY 2024
<b>MARIA</b>							
Public Assistance	\$ 37,156	\$ 937	\$ 1,810	\$ 3,669	\$ 2,259	\$ 8,675	\$ 45,831
Individual Assistance	2,441	-	-	-	-	-	2,441
Mitigation	456	56	78	85	42	261	717
Operations	4,338	-	-	-	-	-	4,338
Administrative	4,097	52	28	51	29	160	4,257
<b>Total</b>	<b>\$ 48,488</b>	<b>\$ 1,045</b>	<b>\$ 1,916</b>	<b>\$ 3,805</b>	<b>\$ 2,330</b>	<b>\$ 9,096</b>	<b>\$ 57,584</b>

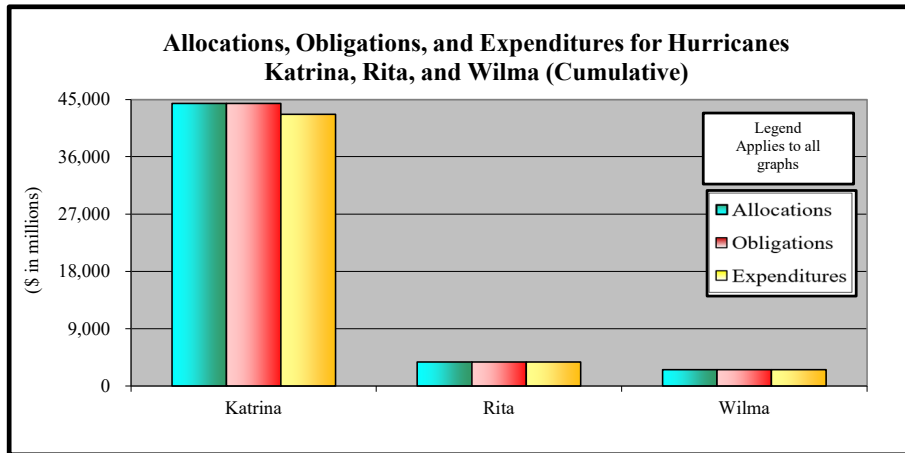
	Cumulative Obligations Through FY 2023 <sup>(1)</sup>	Actual/Estimated 1st Qtr	Estimated 2nd Qtr	Estimated 3rd Qtr	Estimated 4th Qtr	FY 2024 Totals	Totals Through FY 2024
<b>COVID-19</b>							
Public Assistance	\$ 68,950	\$ 6,041	\$ 6,406	\$ 5,356	\$ 8,255	\$ 26,058	\$ 95,008
Individual Assistance	40,596	75	75	74	74	298	40,894
Mitigation	390	319	296	120	94	829	1,219
Operations	6,144	-	-	-	-	-	6,144
Administrative	1,375	48	57	57	39	201	1,576
<b>Total</b>	<b>\$ 117,455</b>	<b>\$ 6,483</b>	<b>\$ 6,834</b>	<b>\$ 5,607</b>	<b>\$ 8,462</b>	<b>\$ 27,386</b>	<b>\$ 144,841</b>

	Cumulative Obligations Through FY 2023 <sup>(1)</sup>	Actual/Estimated 1st Qtr	Estimated 2nd Qtr	Estimated 3rd Qtr	Estimated 4th Qtr	FY 2024 Totals	Totals Through FY 2024
<b>Disasters Declared Since 8/1/2017 <sup>(2)</sup></b>							
Public Assistance	\$ 134,398	10,690	9,915	10,383	13,771	\$ 44,759	\$ 179,157
Individual Assistance	56,722	517	193	135	113	958	57,680
Mitigation	3,064	812	700	394	330	2,236	5,300
Operations	14,889	110	102	-	-	212	15,101
Administrative	16,840	587	410	363	278	1,638	18,478
<b>Total</b>	<b>\$ 225,913</b>	<b>\$ 12,716</b>	<b>\$ 11,320</b>	<b>\$ 11,275</b>	<b>\$ 14,492</b>	<b>\$ 49,803</b>	<b>\$ 275,716</b>

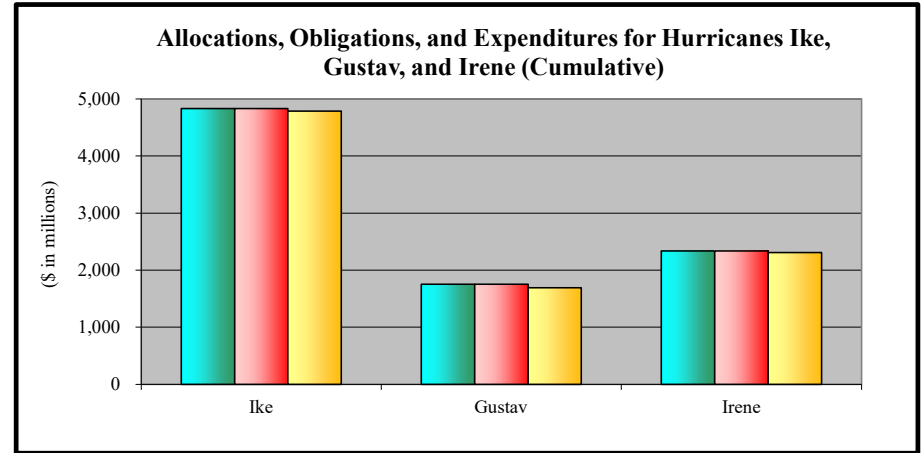
(1) Adjusted for recoveries that occur in FY 2024 against prior-year obligations.

(2) Per section 1224 of DRRRA (P.L. 115-254).

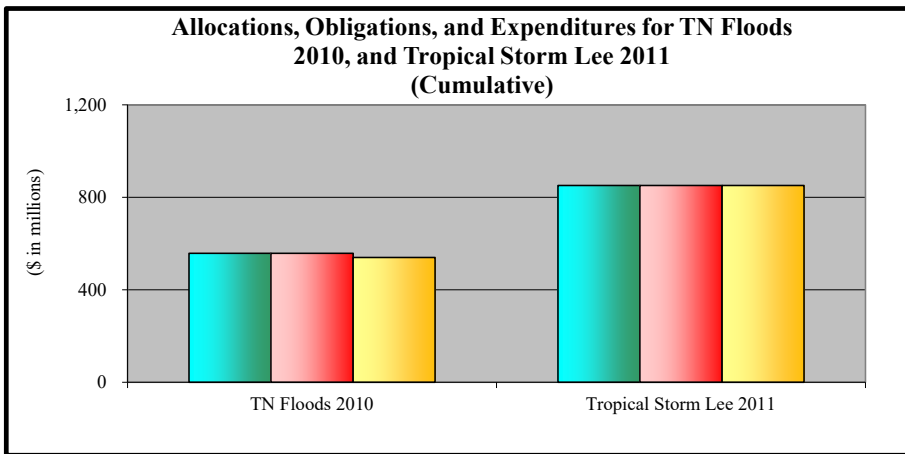
as of October 31, 2023



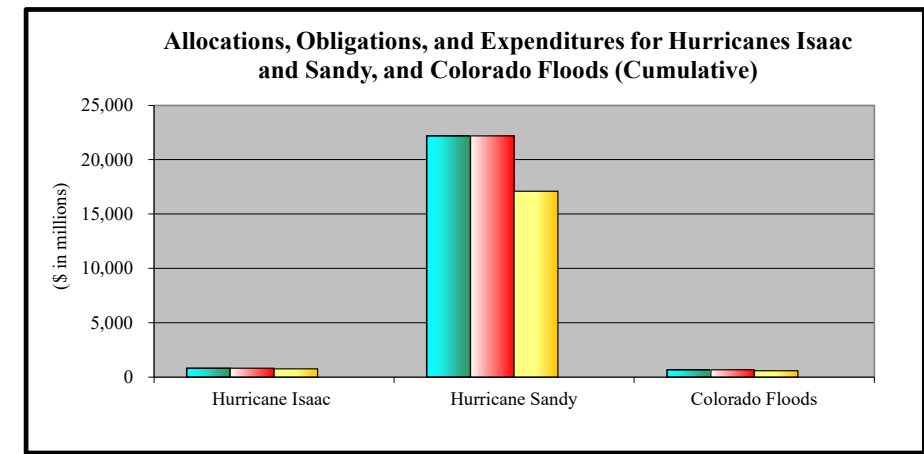
	Katrina	Rita	Wilma	Total
Allocations	\$ 44,393	\$ 3,801	\$ 2,567	\$ 50,761
Obligations	44,393	3,801	2,567	50,761
Expenditures	\$ 42,665	\$ 3,778	\$ 2,563	\$ 49,006



	Ike	Gustav	Irene	Total
Allocations	\$ 4,832	\$ 1,756	\$ 2,340	\$ 8,928
Obligations	4,832	1,756	2,340	8,928
Expenditures	\$ 4,791	\$ 1,692	\$ 2,308	\$ 8,791



	TN Floods 2010	Tropical Storm Lee 2011	Total
Allocations	\$ 559	\$ 852	\$ 1,411
Obligations	559	852	1,411
Expenditures	\$ 540	\$ 852	\$ 1,392

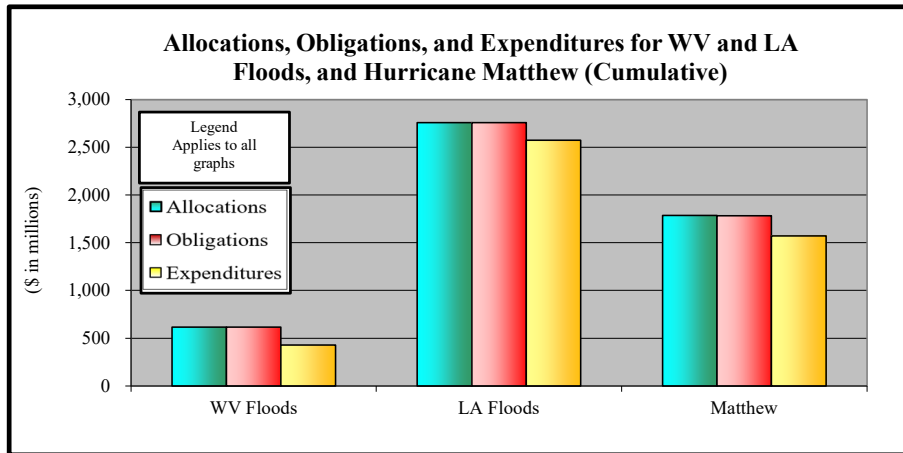


	Hurricane Isaac	Hurricane Sandy	Colorado Floods	Total
Allocations	\$ 813	\$ 22,178	\$ 665	\$ 23,656
Obligations	813	22,178	665	23,656
Expenditures	\$ 762	\$ 17,110	\$ 587	\$ 18,459

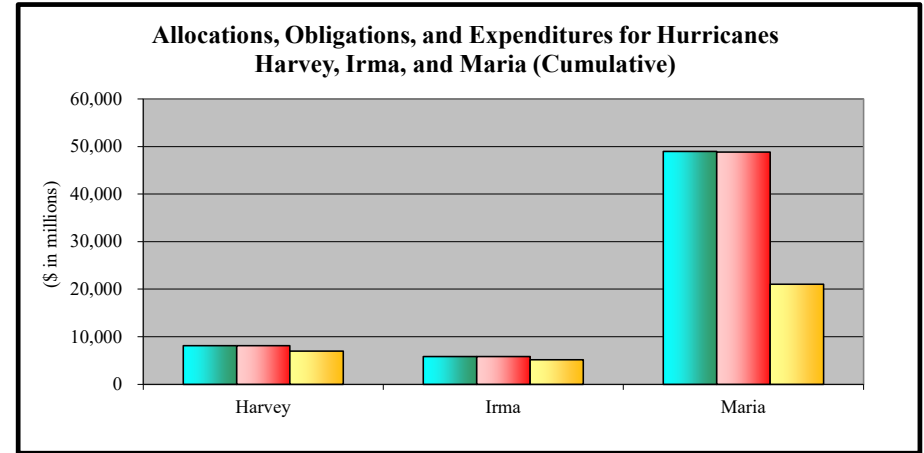
Source of financial information is IFMIS.  
Total obligations include prior-year deobligations.



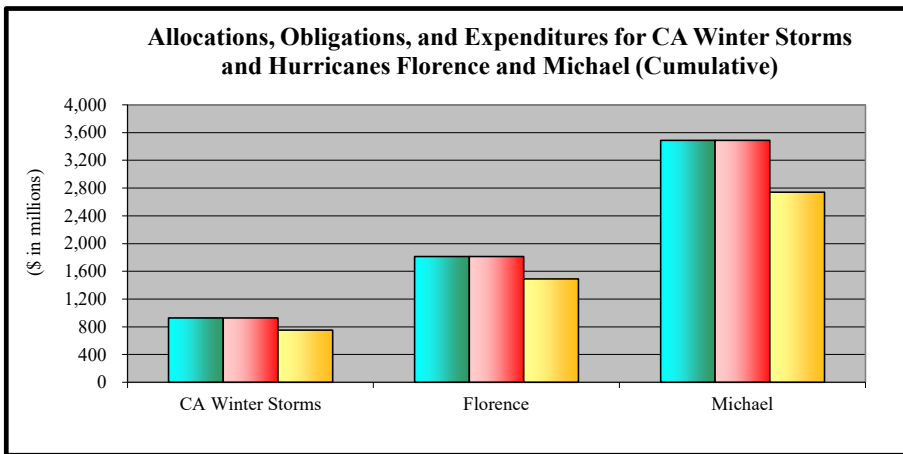
as of October 31, 2023



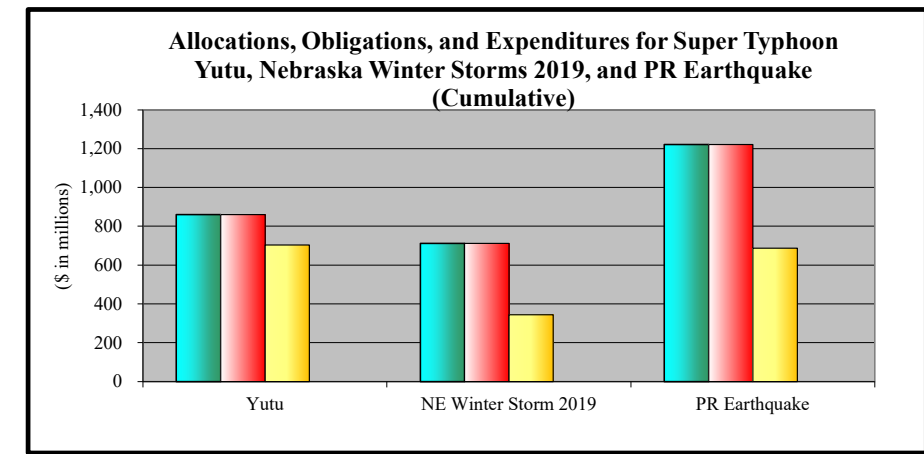
	WV Floods	LA Floods	Matthew	Total
<b>Allocations</b>	\$ 618	\$ 2,759	\$ 1,785	\$ 5,162
<b>Obligations</b>	618	2,759	1,782	5,159
<b>Expenditures</b>	\$ 430	\$ 2,574	\$ 1,571	\$ 4,575



	Harvey	Irma	Maria	Total
<b>Allocations</b>	\$ 8,166	\$ 5,842	\$ 48,965	\$ 62,973
<b>Obligations</b>	8,166	5,842	48,855	62,863
<b>Expenditures</b>	\$ 7,006	\$ 5,175	\$ 21,058	\$ 33,239



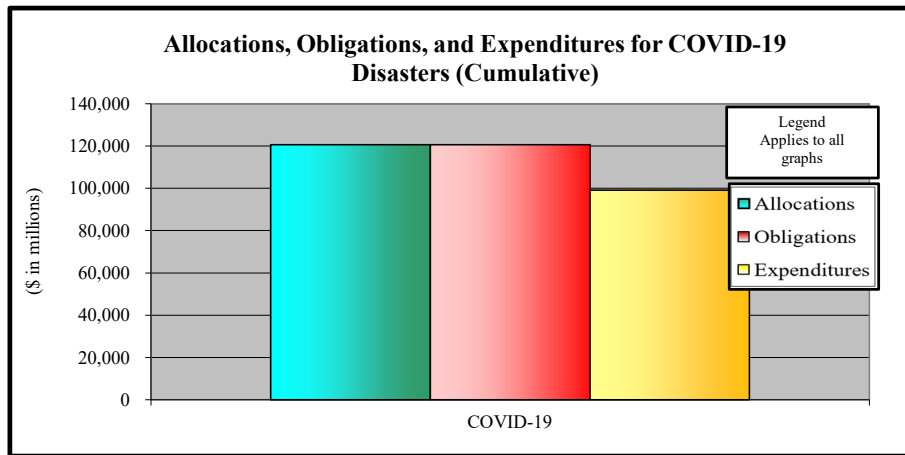
	CA Winter Storms	Florence	Michael	Total
<b>Allocations</b>	\$ 930	\$ 1,816	\$ 3,491	\$ 6,237
<b>Obligations</b>	930	1,816	3,491	6,237
<b>Expenditures</b>	\$ 752	\$ 1,492	\$ 2,741	\$ 4,985



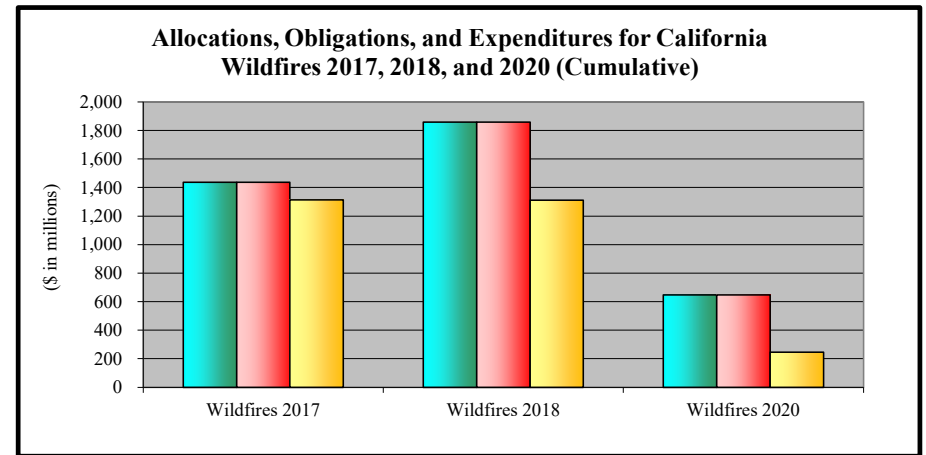
	Yutu	NE Winter Storm 2019	PR Earthquake	Total
<b>Allocations</b>	\$ 860	\$ 712	\$ 1,222	\$ 2,794
<b>Obligations</b>	860	712	1,222	2,794
<b>Expenditures</b>	\$ 704	\$ 344	\$ 688	\$ 1,736

Source of financial information is IFMIS.  
Total obligations include prior-year deobligations.

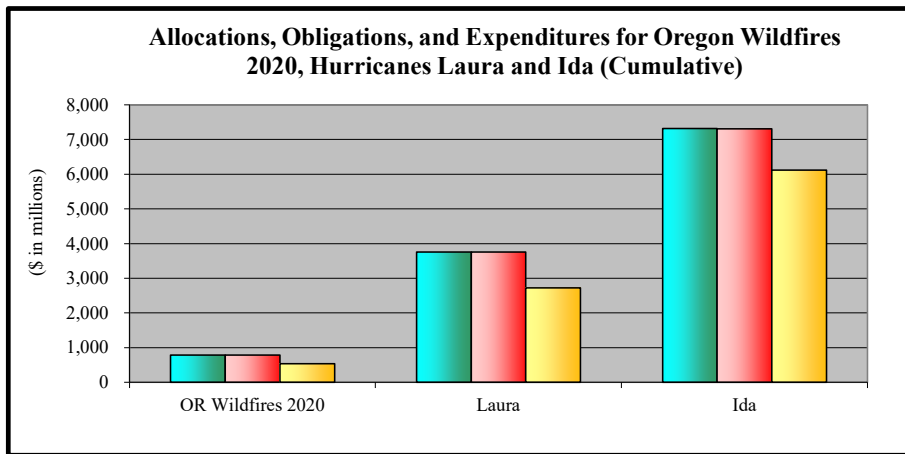
as of October 31, 2023



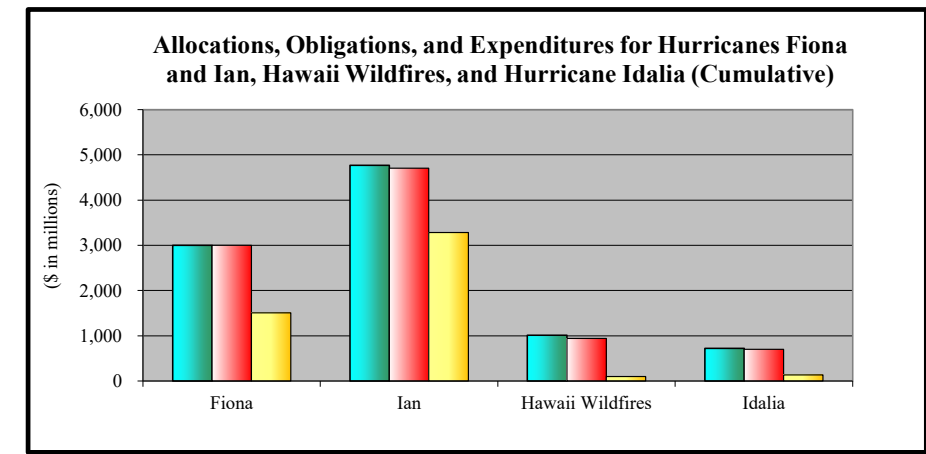
	COVID-19	Total
Allocations	\$ 120,733	\$ 120,733
Obligations	120,685	120,685
Expenditures	\$ 99,206	\$ 99,206



	Wildfires 2017	Wildfires 2018	Wildfires 2020	Total
Allocations	\$ 1,437	\$ 1,860	\$ 649	\$ 3,946
Obligations	1,437	1,859	649	3,945
Expenditures	\$ 1,314	\$ 1,312	\$ 247	\$ 2,873



	OR Wildfires 2020	Laura	Ida	Total
Allocations	\$ 793	\$ 3,764	\$ 7,319	\$ 11,876
Obligations	793	3,763	7,313	11,869
Expenditures	\$ 543	\$ 2,723	\$ 6,124	\$ 9,390

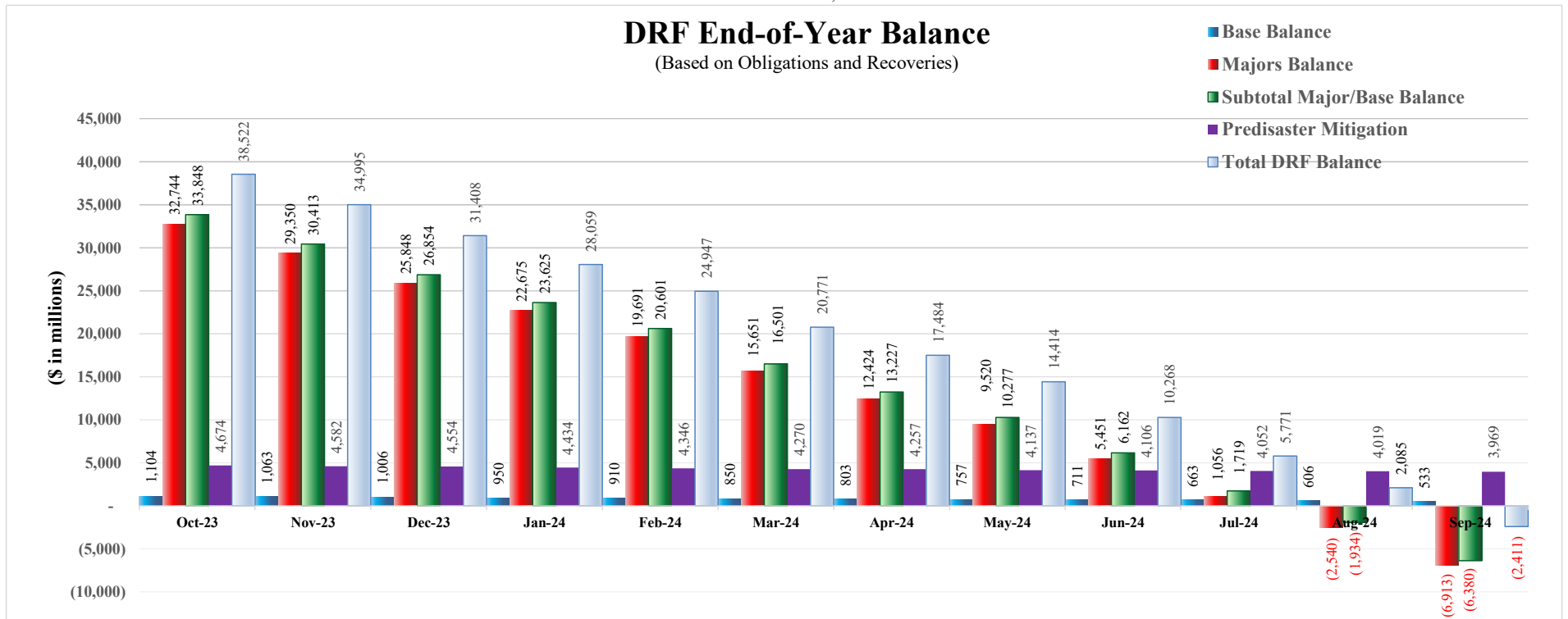


	Fiona	Ian	Hawaii Wildfires	Idalia	Total
Allocations	\$ 3,004	\$ 4,771	\$ 1,013	\$ 725	\$ 9,513
Obligations	3,003	4,706	945	703	9,357
Expenditures	\$ 1,513	\$ 3,283	\$ 100	\$ 137	\$ 5,033

Source of financial information is IFMIS.  
Total obligations include prior-year deobligations.

**APPENDIX E: Fund Exhaustion Date**

as of October 31, 2023



DRF End-of-Month Balance	Oct-23	Nov-23	Dec-23	Jan-24	Feb-24	Mar-24	Apr-24	May-24	Jun-24	Jul-24	Aug-24	Sep-24
Base Balance	\$ 1,104	\$ 1,063	\$ 1,006	\$ 950	\$ 910	\$ 850	\$ 803	\$ 757	\$ 711	\$ 663	\$ 606	\$ 533
Majors Balance	32,744	29,350	25,848	22,675	19,691	15,651	12,424	9,520	5,451	1,056	(2,540)	(6,913)
Subtotal Major/Base Balance	33,848	30,413	26,854	23,625	20,601	16,501	13,227	10,277	6,162	1,719	(1,934)	(6,380)
Predisaster Mitigation	4,674	4,582	4,554	4,434	4,346	4,270	4,257	4,137	4,106	4,052	4,019	3,969
Total DRF Balance	\$ 38,522	\$ 34,995	\$ 31,408	\$ 28,059	\$ 24,947	\$ 20,771	\$ 17,484	\$ 14,414	\$ 10,268	\$ 5,771	\$ 2,085	\$ (2,411)

APPENDIX F: FY 2024 DRF Bridge Table

FY 2024 DRF Bridge Table

Event	Baseline	FY 2024 Total Obligations (\$ in millions)				Changes from Baseline		Month-to-Month Change
		Current Month as of Nov-23	Previous Month as of Oct-23	Change from Baseline	Change from Prior Month	Cause/Reason	Cause/Reason	

NOT INCLUDED AS THIS IS THE FIRST REPORT OF FY 2024



APPENDIX G: BRIC/PDM History and Fund Status

<b>Building Resilient Infrastructure and Communities/Predisaster Mitigation                      History and Fund Status as of October 31, 2023</b> (Dollars in Millions)	
<b>Fiscal Year 2019 (Applications Due by January 31, 2020)</b>	
	Amount
6% Set-Aside	\$ 383
Allocation	250
Notice of Funding Opportunity (NOFO) Awards to Date from the Allocation	(212)
Administrative and Technical Assistance Obligations	-
<b>Fiscal Year 2020 (Applications Due by January 29, 2021)</b>	
6% Set-Aside	613
Allocation	500
NOFO Awards to Date from the Allocation	(139)
Administrative and Technical Assistance Obligations	(2)
<b>Fiscal Year 2021 (Applications Due by January 28, 2022)</b>	
6% Set-Aside	321
Additional Set-Aside from COVID-19	500
Allocation	1,000
NOFO Awards to Date from the Allocation	(157)
Administrative and Technical Assistance Obligations	(15)
<b>Fiscal Year 2022 Activities (Applications Due by January 27, 2023) <sup>(1)</sup></b>	
6% Set-Aside	330
Additional Set-Aside from COVID-19 <sup>(1)</sup>	1,792
Infrastructure Investment and Jobs Act <sup>(2)</sup>	200
Allocation	2,295
NOFO Awards to Date from the Allocation	(11)
Infrastructure Investment and Jobs Act Transfers <sup>(2)</sup>	(17)
Administrative and Technical Assistance Obligations	(19)
<b>Fiscal Year 2023 Activities</b>	
6% Set-Aside	686
Infrastructure Investment and Jobs Act <sup>(2)</sup>	200
Allocation	-
NOFO Awards to Date from the Allocation	-
Infrastructure Investment and Jobs Act Anticipated Transfers <sup>(2)</sup>	(1)
Administrative and Technical Assistance Obligations	(49)
<b>Fiscal Year 2024 Activities (Applications Due by February 29, 2024)</b>	
6% Set-Aside	70
Infrastructure Investment and Jobs Act <sup>(2)</sup>	200
Allocation <sup>(3)</sup>	1,000
NOFO Awards to Date from the Allocation	-
Infrastructure Investment and Jobs Act Anticipated Transfers <sup>(2)</sup>	(1)
Administrative and Technical Assistance Obligations	-
Note: Set-Aside currently available to fund future NOFOs beyond FY 2023. (6% Set-Asides - Allocations - Administrative Obligations).	\$ 146
Footnotes:	
(1) Pursuant to DRRRA (P.L. 115-254). The potential COVID-19 BRIC set aside is \$3.7 billion; of that amount, FEMA has set aside \$2.8 billion with \$866 million remaining.	
(2) Pursuant to P.L. 117-58, Infrastructure Investment and Jobs Act.	
(3) On October 12, 2023, FEMA published the funding opportunity for \$1 billion for the FY 2023 BRIC program.	