



# **Disaster Relief Fund: Monthly Report**

**as of February 29, 2024**

*March 7, 2024*

**Fiscal Year 2024 Report to Congress**



**Homeland  
Security**

*Federal Emergency Management Agency*

# Message from the Administrator

March 7, 2024

I am pleased to present the following, “Disaster Relief Fund: Monthly Report,” which has been prepared by the Federal Emergency Management Agency.

This document has been compiled pursuant to language set forth in the Fiscal Year (FY) 2024 Further Additional Continuing Appropriations and Other Extensions Act (P.L. 118-35), which extends the terms and conditions of the FY 2023 Department of Homeland Security Appropriations Act (P.L. 117-328) and in the Coronavirus Aid, Relief, and Economic Security Act (P.L. 116-136).

Pursuant to congressional requirements, this report is being provided to the following Members of Congress:

The Honorable Kay Granger  
Chairwoman, House Appropriations Committee

The Honorable Rosa DeLauro  
Ranking Member, House Appropriations Committee

The Honorable Patty Murray  
Chair, Senate Appropriations Committee

The Honorable Susan Collins  
Vice Chair, Senate Appropriations Committee

Inquiries relating to this report may be directed to me at (202) 646-3900.

Sincerely,



Deanne Criswell  
Administrator  
Federal Emergency Management Agency





# Disaster Relief Fund: Monthly Report as of February 29, 2024

## Table of Contents

|     |  |    |
|-----|--|----|
| I.  | Legislative Language.....  | 1  |
| II. | Background .....   | 3  |
|     | Appendix A: DRF Appropriations Summary .....                     | 4  |
|     | Appendix B: DRF Funding Activity .....                           | 5  |
|     | Appendix C: Obligations and Estimates by Spending Category ..... | 12 |
|     | Appendix D: Allocations, Obligations, & Expenditures .....       | 13 |
|     | Appendix E: Fund Exhaustion Date .....                           | 16 |
|     | Appendix F: DRF Cost Estimation Bridge Table .....               | 17 |
|     | Appendix G: BRIC-PDM History and Fund Status .....               | 20 |

# I. Legislative Language

This document has been compiled pursuant to language set forth in the Fiscal Year (FY) 2024 Further Additional Continuing Appropriations and Other Extensions Act (P.L. 118-35), which extends the terms and conditions of FY 2023 Department of Homeland Security (DHS) Appropriations Act (P.L. 117-328) and in the Coronavirus Aid, Relief, and Economic Security Act (P.L. 116-136).

P.L. 118-35 states:

The following sums are hereby appropriated, out of any money in the Treasury not otherwise appropriated, and out of applicable corporate or other revenues, receipts, and funds, for the several departments, agencies, corporations, and other organizational units of Government for fiscal year 2024, and for other purposes, namely:

SEC. 101. Such amounts as may be necessary, at a rate for operations as provided in the applicable appropriations Acts for fiscal year 2023 and under the authority and conditions provided in such Acts, for continuing projects or activities (including the costs of direct loans and loan guarantees) that are not otherwise specifically provided for in this Act, that were conducted in fiscal year 2023, and for which appropriations, funds, or other authority were made available in the following appropriations Acts:

... (6) The Department of Homeland Security Appropriations Act, 2023 (division F of Public Law 117-328), section 2602 of title VI of division N of Public Law 117-328, and title III of division O of Public Law 117-328,

P.L. 117-328 (referenced above) states:

SEC. 308. The reporting requirements in paragraphs (1) and (2) under the heading "Federal Emergency Management Agency-Disaster Relief Fund" in the Department of Homeland Security Appropriations Act, 2015 (Public Law 114-4), related to reporting on the Disaster Relief Fund, shall be applied in fiscal year 2023 with respect to budget year 2024 and current fiscal year 2023, respectively-

- (1) in paragraph (1) by substituting "fiscal year 2024" for "fiscal year 2016"; and
- (2) in paragraph (2) by inserting "business" after "fifth".

P.L. 114-4 (referenced above) states:

*Provided*, That the Administrator of the Federal Emergency Management Agency shall submit to the Committees on Appropriations of the Senate and the House of Representatives the following reports, including a specific description of the methodology and the source data used in developing such reports...

- (2) an estimate or actual amounts, if available, of the following for the current fiscal year shall be submitted not later than the fifth day of each month, and shall be published by the Administrator on the Agency's Web site not later than the fifth day of each month:
  - (A) a summary of the amount of appropriations made available by source, the transfers executed, the previously allocated funds recovered, and the commitments, allocations, and obligations made;
  - (B) a table of disaster relief activity delineated by month, including-
    - (i) the beginning and ending balances;
    - (ii) the total obligations to include amounts obligated for fire assistance, emergencies, surge, and disaster support activities;
    - (iii) the obligations for catastrophic events delineated by event and by state; and
    - (iv) the amount of previously obligated funds that are recovered;
  - (C) a summary of allocations, obligations, and expenditures for catastrophic events delineated by event;
  - (D) in addition, for a disaster declaration related to Hurricane Sandy, the cost of the following categories of spending: public assistance, individual assistance, mitigation, administrative, operations, and any other relevant category (including emergency measures and disaster resources); and
  - (E) the date on which funds appropriated will be exhausted...

P.L. 116-136 states:

*Provided further*, That every 30 days the Administrator shall provide the Committees on Appropriations of the Senate and the House of Representatives both projected and actual costs for funds provided under this heading for major disasters and any other expenses...

This report covers activities as of February 29, 2024.

## II. Background

P.L. 117-328 requires that the Federal Emergency Management Agency (FEMA) Administrator provide a report by the fifth business day of each month on the Disaster Relief Fund (DRF) that includes a funding summary, a table delineating DRF funding activities each month by state and event, a summary of the funding for the catastrophic events, and the fund exhaustion date, or end-of-fiscal-year balance.

P.L. 116-136 requires that both projected and actual costs for funds provided by it for major disasters and any other expenses be provided to the House and Senate Appropriations Committees.

Consequently, the following report elements are included:

1. Appendix A is an appropriations summary that includes a synopsis of the amount of appropriations made available by source, the transfers executed, the previously allocated funds recovered, and the commitments, allocations, and obligations.
2. Appendix B presents details on the DRF funding activities delineated by month.
3. Appendix C presents obligations and estimates by spending category for Hurricanes Sandy, Harvey, Irma, and Maria; Coronavirus Disease 2019 (COVID-19); and declarations since August 1, 2017.
4. Appendix D presents funding summaries for the current active catastrophic events including the allocations, obligations, and expenditures.
5. Appendix E presents the fund exhaustion date, or end-of-fiscal-year balance.
6. Appendix F presents a bridge table that provides explanation for the monthly and baseline change for all activities to include details for catastrophic events.
7. Appendix G presents the fund history and current status of the Building Resilient Infrastructure and Communities (BRIC)/Predisaster Mitigation (PDM) program.

| <b>Disaster Relief Fund Congressional Monthly Report</b><br><b>as of February 29, 2024</b><br>(Dollars in Millions)   |                           |               |                   |
|---|---------------------------|---------------|-------------------|
|   | <b>Major Declarations</b> | <b>Base</b>   | <b>Total</b>      |
| Carryover From FY 2023  | \$ 2,547                  | \$ 714        | \$ 3,261          |
| FY 2024 Appropriations/CR <sup>(1)</sup>  | 19,945                    |               | 19,945            |
| FY 2024 Additional Appropriations <sup>(1)</sup>  | 15,500                    | 500           | 16,000            |
| FY 2024 Recoveries  | 1,374                     | 59            | 1,433             |
| <b>Total Budget Authority</b>   | <b>39,366</b>             | <b>1,273</b>  | <b>40,639</b>     |
| Anticipated/Actual Transfers to DADLP <sup>(2)</sup>  | (113)                     |               | (113)             |
| Actual 6% for Predisaster Mitigation per DRRA <sup>(3)</sup>  | (362)                     |               | (362)             |
| Anticipated/Actual Transfers to OIG <sup>(1)</sup>  | (14)                      | (2)           | (16)              |
| Anticipated Transfers to USAID <sup>(4)</sup>   |                           | (10)          | (10)              |
| <b>Revised Budget Authority</b>   | <b>38,877</b>             | <b>1,261</b>  | <b>40,138</b>     |
| Obligations <sup>(5)</sup>  | (19,523)                  | (358)         | (19,881)          |
| <b>Balance</b>  | <b>19,354</b>             | <b>903</b>    | <b>20,257</b>     |
| <b>Projections for the Remainder of FY 2024</b>   |                           |               |                   |
| Projected FY 2024 Additional Obligations  |                           |               |                   |
| Based on Existing Spend Plans   |                           |               |                   |
| Non-Catastrophic Disasters  |                           |               |                   |
| Catastrophic Disasters  | (28,395)                  |               | (28,395)          |
| DRS and Other   |                           | (267)         | (267)             |
| <b>Subtotal Existing Spend Plans</b>  | <b>(28,395)</b>           | <b>(267)</b>  | <b>(28,662)</b>   |
| Based on 10-year Average  |                           |               |                   |
| Non-Catastrophic Disasters  | (1,299)                   |               | (1,299)           |
| EM, FMAG, and SU  |                           | (192)         | (192)             |
| <b>Subtotal 10-year Average</b>   | <b>(1,299)</b>            | <b>(192)</b>  | <b>(1,491)</b>    |
| <b>Total Projected FY 2024 Additional Obligations</b>   | <b>(29,694)</b>           | <b>(459)</b>  | <b>(30,153)</b>   |
| Projected Additional Recoveries   | 2,626                     | 89            | 2,715             |
| <b>Balance</b>  | <b>\$ (7,714)</b>         | <b>\$ 533</b> | <b>\$ (7,181)</b> |
| <b>Notes:</b>   |                           |               |                   |
| (1) Pursuant to P.L. 118-35, Further Additional Continuing Appropriations and Other Extensions Act, 2024. Section 128 allows the DRF appropriation to be apportioned as necessary, up to the FY 2023 enacted levels, to carry out response and recovery activities. Section 129 appropriates \$16 billion to the DRF. |                           |               |                   |
| (2) Pursuant to P.L. 116-260, FY 2021 DHS Appropriations Act and Coronavirus Response and Relief Supplemental Appropriations Act, 2021.   |                           |               |                   |
| (3) Pursuant to the Disaster Recovery Reform Act (DRRA) (P.L. 115-254). See Appendix G for additional information regarding the BRIC program balance. The BRIC funding continues to be available to FEMA for other purposes should the DRF Majors balance drop too low to cover immediate response or recovery needs. |                           |               |                   |
| (4) Anticipated transfers to the U.S. Agency for International Development (USAID) for Compact Aid Agreement.   |                           |               |                   |
| (5) As of February 29, 2024, unobligated commitments were \$395 million and uncommitted/unobligated allocations totaled \$244 million.  |                           |               |                   |

Source of financial information is the Integrated Financial Management Information System (IFMIS).

APPENDIX B: DRF Funding Activity (Details)

Disaster Relief Fund Monthly Obligations FY 2024  
 DRF Monthly Spend Plan (FY 2024)  
 (\$ in millions)  
 as of February 29, 2024

|  | <u>Oct-23</u> | <u>Nov-23</u> | <u>Dec-23</u> | <u>Jan-24</u> | <u>Feb-24</u> | <u>Mar-24</u> | <u>Apr-24</u> | <u>May-24</u> | <u>Jun-24</u> | <u>Jul-24</u> | <u>Aug-24</u> | <u>Sep-24</u>  | <u>Total</u>   |
|--|---------------|---------------|---------------|---------------|---------------|---------------|---------------|---------------|---------------|---------------|---------------|----------------|----------------|
| Beginning of Month DRF Balance                       | 3,261         | 33,848        | 30,582        | 28,060        | 24,608        | 20,257        | 17,756        | 12,215        | \$ 8,917      | \$ 5,552      | \$ 1,493      | \$ (2,902)     | \$ (7,181)     |
| FY 2024 Continuing Appropriations Act <sup>(1)</sup> | 19,945        |               |               |               |               |               |               |               |               |               |               |                |                |
| FY 2024 Additional Appropriations <sup>(1)</sup>     | 16,000        |               |               |               |               |               |               |               |               |               |               |                |                |
| Anticipated/Actual Transfers to DADLP <sup>(2)</sup> |               | (10)          |               |               | (103)         |               |               |               |               |               |               |                |                |
| Predisaster Mitigation <sup>(3)</sup>                | (70)          | (25)          |               | (36)          | (231)         |               |               |               |               |               |               |                |                |
| Anticipated Transfers to USAID <sup>(4)</sup>        | (10)          |               |               |               |               |               |               |               |               |               |               |                |                |
| Anticipated/Actual Transfers to OIG <sup>(1)</sup>   | (2)           | (14)          |               |               |               |               |               |               |               |               |               |                |                |
| <b>Total Available</b>                               | <b>39,124</b> | <b>33,799</b> | <b>30,582</b> | <b>28,024</b> | <b>24,274</b> | <b>20,257</b> | <b>17,756</b> | <b>12,215</b> | <b>8,917</b>  | <b>5,552</b>  | <b>1,493</b>  | <b>(2,902)</b> | <b>(7,181)</b> |
| Major Declarations                                   | 37,922        | 32,695        | 29,551        | 27,031        | 23,341        | 19,354        | 16,918        | 11,420        | 8,165         | 4,843         | 830           | (3,508)        | (7,714)        |
| Base   | 1,202         | 1,104         | 1,031         | 993           | 933           | 903           | 838           | 795           | 752           | 709           | 663           | 606            | 533            |
| <b>DRF Base Activities</b>                           |               |               |               |               |               |               |               |               |               |               |               |                |                |
| <b>Emergencies</b>                                   |               |               |               |               |               |               |               |               |               |               |               |                |                |
| Monthly Actual/Estimated Obligations                 | (15)          | (4)           | 1             | (2)           | (1)           | (13)          | (13)          | (13)          | (13)          | (14)          | (14)          | (14)           | (115)          |
| <b>Fire Management</b>                               |               |               |               |               |               |               |               |               |               |               |               |                |                |
| Monthly Actual/Estimated Obligations                 | (8)           | (52)          | (23)          | (47)          | (5)           | (5)           | (5)           | (5)           | (5)           | (5)           | (6)           | (6)            | (172)          |
| <b>Surge</b>   |               |               |               |               |               |               |               |               |               |               |               |                |                |
| Monthly Actual/Estimated Obligations                 | (5)           | (2)           | -             | -             | (1)           | (8)           | (8)           | (9)           | (9)           | (9)           | (9)           | (9)            | (69)           |
| <b>Disaster Support &amp; Other Activities</b>       |               |               |               |               |               |               |               |               |               |               |               |                |                |
| DRS Monthly Actual/Estimated Obligations             | (80)          | (27)          | (23)          | (26)          | (26)          | (49)          | (27)          | (26)          | (26)          | (28)          | (38)          | (53)           | (429)          |
| Other Monthly Actual/Estimated Obligations           | -             | (3)           | (3)           | (2)           | (4)           | (3)           | (3)           | (3)           | (3)           | (3)           | (2)           | (3)            | (32)           |
| Monthly Actual/Estimated Obligations                 | (80)          | (30)          | (26)          | (28)          | (30)          | (52)          | (30)          | (29)          | (29)          | (31)          | (40)          | (56)           | (461)          |
| <b>Total DRF Base Actual/Estimated Obligations</b>   | <b>(108)</b>  | <b>(88)</b>   | <b>(48)</b>   | <b>(77)</b>   | <b>(37)</b>   | <b>(78)</b>   | <b>(56)</b>   | <b>(56)</b>   | <b>(56)</b>   | <b>(59)</b>   | <b>(69)</b>   | <b>(85)</b>    | <b>(817)</b>   |
| <b>DRF DR Activities</b>                             |               |               |               |               |               |               |               |               |               |               |               |                |                |
| <b>Average Monthly Major DR Activity (Non-Cat.)</b>  |               |               |               |               |               |               |               |               |               |               |               |                |                |
| Monthly Actual/Estimated Obligations                 | (519)         | (435)         | (309)         | (306)         | (328)         | (27)          | (273)         | (423)         | (285)         | (41)          | (81)          | (169)          | (3,196)        |
| <b>Katrina Rita Wilma</b>                            |               |               |               |               |               |               |               |               |               |               |               |                |                |
| Initial FY 2024 Spend Plan Estimates                 | (4)           | (30)          | (15)          | (1)           | -             | (4)           | (2)           | (3)           | (5)           | (7)           | (7)           | (36)           | (114)          |
| Monthly Actual/Estimated Obligations                 | (3)           | (4)           | (4)           | (10)          | (3)           | (6)           | (10)          | (20)          | (14)          | (4)           | (6)           | (32)           | (116)          |
| <b>Gustav</b>  |               |               |               |               |               |               |               |               |               |               |               |                |                |
| Initial FY 2024 Spend Plan Estimates                 | -             | -             | -             | -             | -             | -             | -             | -             | -             | -             | -             | (3)            | (3)            |
| Monthly Actual/Estimated Obligations                 | (1)           | -             | -             | -             | -             | -             | -             | -             | -             | -             | -             | (2)            | (3)            |
| <b>Ike</b>   |               |               |               |               |               |               |               |               |               |               |               |                |                |
| Initial FY 2024 Spend Plan Estimates                 | (2)           | (3)           | -             | -             | -             | -             | -             | -             | -             | -             | -             | -              | (5)            |
| Monthly Actual/Estimated Obligations                 | (1)           | (1)           | -             | -             | -             | (3)           | (1)           | -             | -             | -             | -             | -              | (6)            |
| <b>TN Floods</b>                                     |               |               |               |               |               |               |               |               |               |               |               |                |                |
| Initial FY 2024 Spend Plan Estimates                 | -             | -             | -             | -             | -             | -             | -             | (3)           | -             | -             | -             | (1)            | (4)            |
| Monthly Actual/Estimated Obligations                 | -             | -             | (3)           | -             | -             | -             | -             | -             | -             | -             | -             | (1)            | (4)            |
| <b>Irene</b>   |               |               |               |               |               |               |               |               |               |               |               |                |                |
| Initial FY 2024 Spend Plan Estimates                 | -             | -             | -             | (1)           | -             | -             | -             | -             | -             | -             | -             | (1)            | (2)            |
| Monthly Actual/Estimated Obligations                 | -             | -             | (1)           | -             | -             | -             | -             | -             | -             | -             | -             | (1)            | (2)            |
| <b>Lee</b>   |               |               |               |               |               |               |               |               |               |               |               |                |                |
| Initial FY 2024 Spend Plan Estimates                 | -             | -             | -             | -             | -             | -             | -             | -             | -             | -             | -             | (1)            | (1)            |
| Monthly Actual/Estimated Obligations                 | -             | -             | -             | -             | -             | -             | -             | -             | -             | -             | -             | -              | -              |
| <b>Isaac</b>   |               |               |               |               |               |               |               |               |               |               |               |                |                |
| Initial FY 2024 Spend Plan Estimates                 | -             | (3)           | -             | -             | -             | -             | -             | -             | -             | -             | -             | -              | (3)            |
| Monthly Actual/Estimated Obligations                 | -             | -             | -             | -             | -             | -             | -             | (3)           | -             | -             | -             | -              | (3)            |



**APPENDIX B: DRF Funding Activity (Details)**

**Disaster Relief Fund Monthly Obligations FY 2024  
DRF Monthly Spend Plan (FY 2024)  
(S in millions)  
as of February 29, 2024**

|   | <u>Oct-23</u> | <u>Nov-23</u> | <u>Dec-23</u> | <u>Jan-24</u> | <u>Feb-24</u> | <u>Mar-24</u> | <u>Apr-24</u> | <u>May-24</u> | <u>Jun-24</u> | <u>Jul-24</u> | <u>Aug-24</u> | <u>Sep-24</u> | <u>Total</u> |
|---|---------------|---------------|---------------|---------------|---------------|---------------|---------------|---------------|---------------|---------------|---------------|---------------|--------------|
| <b>Sandy</b>                                |               |               |               |               |               |               |               |               |               |               |               |               |              |
| <b>Initial FY 2024 Spend Plan Estimates</b> | (1)           | (32)          | (26)          | (87)          | (3)           | (4)           | (42)          | (21)          | (46)          | (3)           | (88)          | (79)          | (432)        |
| Monthly Actual/Estimated Obligations        | (3)           | (5)           | (1)           | (33)          | (2)           | (17)          | (39)          | (22)          | (46)          | (106)         | (80)          | (76)          | (430)        |
| <b>2013 Colorado Flood</b>                  |               |               |               |               |               |               |               |               |               |               |               |               |              |
| <b>Initial FY 2024 Spend Plan Estimates</b> | -             | -             | -             | -             | -             | -             | (1)           | -             | -             | -             | -             | -             | (1)          |
| Monthly Actual/Estimated Obligations        | (13)          | (1)           | -             | -             | (1)           | -             | (2)           | -             | (1)           | -             | -             | -             | (18)         |
| <b>WV Floods 4273</b>                       |               |               |               |               |               |               |               |               |               |               |               |               |              |
| <b>Initial FY 2024 Spend Plan Estimates</b> | -             | (2)           | (2)           | (3)           | -             | (1)           | (1)           | -             | -             | -             | -             | (6)           | (15)         |
| Monthly Actual/Estimated Obligations        | -             | (2)           | (13)          | -             | (2)           | (2)           | (9)           | (1)           | -             | -             | -             | (1)           | (30)         |
| <b>LA Floods 4277</b>                       |               |               |               |               |               |               |               |               |               |               |               |               |              |
| <b>Initial FY 2024 Spend Plan Estimates</b> | (1)           | (2)           | -             | -             | -             | -             | -             | -             | -             | -             | -             | (1)           | (4)          |
| Monthly Actual/Estimated Obligations        | (4)           | (1)           | (1)           | -             | -             | (1)           | (1)           | (3)           | -             | -             | -             | -             | (11)         |
| <b>Matthew</b>                              |               |               |               |               |               |               |               |               |               |               |               |               |              |
| <b>Initial FY 2024 Spend Plan Estimates</b> | (4)           | (9)           | (4)           | (1)           | (6)           | (1)           | (18)          | (1)           | -             | -             | -             | (2)           | (46)         |
| Monthly Actual/Estimated Obligations        | (10)          | (2)           | (1)           | (6)           | -             | (2)           | (2)           | (4)           | (3)           | -             | (1)           | (12)          | (43)         |
| <b>CA Winter Storms</b>                     |               |               |               |               |               |               |               |               |               |               |               |               |              |
| <b>Initial FY 2024 Spend Plan Estimates</b> | -             | -             | -             | (25)          | -             | -             | -             | -             | (32)          | -             | -             | (3)           | (60)         |
| Monthly Actual/Estimated Obligations        | -             | -             | (1)           | (25)          | (34)          | (18)          | -             | -             | -             | (1)           | -             | (2)           | (81)         |
| <b>Harvey</b>                               |               |               |               |               |               |               |               |               |               |               |               |               |              |
| <b>Initial FY 2024 Spend Plan Estimates</b> | (7)           | (17)          | (15)          | (12)          | (4)           | (10)          | (8)           | (7)           | (13)          | (9)           | (31)          | (2)           | (135)        |
| Monthly Actual/Estimated Obligations        | (4)           | (10)          | (6)           | (9)           | (6)           | (2)           | (20)          | (14)          | (14)          | (12)          | (26)          | (8)           | (131)        |
| <b>Irma</b>                                 |               |               |               |               |               |               |               |               |               |               |               |               |              |
| <b>Initial FY 2024 Spend Plan Estimates</b> | (10)          | (5)           | (6)           | (10)          | (8)           | (15)          | (10)          | (16)          | (11)          | (8)           | (8)           | (63)          | (170)        |
| Monthly Actual/Estimated Obligations        | (16)          | (8)           | (18)          | (3)           | (4)           | (11)          | (13)          | (19)          | (9)           | (9)           | (4)           | (85)          | (199)        |
| <b>Maria</b>                                |               |               |               |               |               |               |               |               |               |               |               |               |              |
| <b>Initial FY 2024 Spend Plan Estimates</b> | (384)         | (364)         | (314)         | (412)         | (386)         | (1,118)       | (887)         | (894)         | (2,024)       | (1,514)       | (472)         | (344)         | (9,113)      |
| Monthly Actual/Estimated Obligations        | (367)         | (745)         | (769)         | (850)         | (1,859)       | (1,093)       | (2,743)       | (504)         | (411)         | (294)         | (301)         | (319)         | (10,255)     |
| <b>CA Wildfires 2017</b>                    |               |               |               |               |               |               |               |               |               |               |               |               |              |
| <b>Initial FY 2024 Spend Plan Estimates</b> | -             | -             | (32)          | -             | -             | -             | -             | -             | -             | -             | -             | (1)           | (33)         |
| Monthly Actual/Estimated Obligations        | -             | (1)           | (4)           | -             | -             | (19)          | (1)           | -             | -             | (23)          | -             | -             | (48)         |
| <b>Florence</b>                             |               |               |               |               |               |               |               |               |               |               |               |               |              |
| <b>Initial FY 2024 Spend Plan Estimates</b> | (4)           | (1)           | -             | (6)           | (4)           | (10)          | (2)           | (10)          | -             | (2)           | -             | -             | (39)         |
| Monthly Actual/Estimated Obligations        | (5)           | (1)           | (7)           | (2)           | -             | (1)           | (4)           | (2)           | (1)           | (3)           | (7)           | (1)           | (34)         |
| <b>Michael</b>                              |               |               |               |               |               |               |               |               |               |               |               |               |              |
| <b>Initial FY 2024 Spend Plan Estimates</b> | (5)           | (24)          | (10)          | (14)          | (15)          | (21)          | (13)          | (16)          | (6)           | (7)           | (4)           | (18)          | (153)        |
| Monthly Actual/Estimated Obligations        | (22)          | (2)           | (9)           | (4)           | (8)           | (29)          | (24)          | (170)         | (9)           | (4)           | (7)           | (9)           | (297)        |
| <b>Yutu 4404</b>                            |               |               |               |               |               |               |               |               |               |               |               |               |              |
| <b>Initial FY 2024 Spend Plan Estimates</b> | (5)           | (18)          | (1)           | -             | -             | -             | -             | -             | -             | -             | -             | (1)           | (25)         |
| Monthly Actual/Estimated Obligations        | -             | (1)           | (1)           | -             | (2)           | (2)           | (13)          | (1)           | -             | -             | (1)           | (4)           | (25)         |
| <b>CA Wildfires 2018</b>                    |               |               |               |               |               |               |               |               |               |               |               |               |              |
| <b>Initial FY 2024 Spend Plan Estimates</b> | (2)           | (2)           | (696)         | -             | -             | (1)           | -             | -             | -             | -             | -             | -             | (701)        |
| Monthly Actual/Estimated Obligations        | -             | (13)          | (1)           | (1)           | -             | (38)          | (1)           | (9)           | -             | (694)         | -             | (1)           | (758)        |
| <b>Nebraska Winter Storm 2019</b>           |               |               |               |               |               |               |               |               |               |               |               |               |              |
| <b>Initial FY 2024 Spend Plan Estimates</b> | (4)           | -             | -             | (2)           | (2)           | -             | -             | -             | (1)           | (1)           | -             | (1)           | (11)         |
| Monthly Actual/Estimated Obligations        | (3)           | (3)           | -             | (1)           | -             | (1)           | -             | (2)           | (1)           | -             | -             | (1)           | (12)         |
| <b>PR Earthquakes 4473</b>                  |               |               |               |               |               |               |               |               |               |               |               |               |              |
| <b>Initial FY 2024 Spend Plan Estimates</b> | (2)           | (11)          | (4)           | (11)          | (1)           | (1)           | (3)           | (2)           | (9)           | (9)           | (12)          | (19)          | (84)         |
| Monthly Actual/Estimated Obligations        | (6)           | (6)           | (4)           | (2)           | (13)          | (2)           | (12)          | (19)          | (7)           | (3)           | (10)          | (11)          | (95)         |

**APPENDIX B: DRF Funding Activity (Details)**

**Disaster Relief Fund Monthly Obligations FY 2024  
DRF Monthly Spend Plan (FY 2024)  
(S in millions)  
as of February 29, 2024**

|   | <u>Oct-23</u> | <u>Nov-23</u> | <u>Dec-23</u> | <u>Jan-24</u> | <u>Feb-24</u> | <u>Mar-24</u> | <u>Apr-24</u> | <u>May-24</u> | <u>Jun-24</u> | <u>Jul-24</u> | <u>Aug-24</u> | <u>Sep-24</u> | <u>Total</u> |
|---|---------------|---------------|---------------|---------------|---------------|---------------|---------------|---------------|---------------|---------------|---------------|---------------|--------------|
| <b>COVID-19</b>   |               |               |               |               |               |               |               |               |               |               |               |               |              |
| <b>Initial FY 2024 Spend Plan Estimates</b>                 | (1,567)       | (1,623)       | (1,630)       | (2,249)       | (1,910)       | (2,675)       | (2,130)       | (1,708)       | (1,769)       | (3,201)       | (2,421)       | (3,943)       | (26,826)     |
| Monthly Actual/Estimated Obligations                        | (3,230)       | (1,281)       | (1,251)       | (1,713)       | (1,244)       | (912)         | (2,146)       | (1,729)       | (2,511)       | (2,621)       | (3,578)       | (2,890)       | (25,106)     |
| <b>California Wildfires 2020</b>                            |               |               |               |               |               |               |               |               |               |               |               |               |              |
| <b>Initial FY 2024 Spend Plan Estimates</b>                 | (3)           | (14)          | (8)           | (43)          | (12)          | -             | (5)           | -             | (3)           | (3)           | (1)           | (1)           | (93)         |
| Monthly Actual/Estimated Obligations                        | (3)           | (1)           | (1)           | -             | (1)           | (12)          | (14)          | (42)          | (10)          | -             | -             | (1)           | (85)         |
| <b>Laura</b>  |               |               |               |               |               |               |               |               |               |               |               |               |              |
| <b>Initial FY 2024 Spend Plan Estimates</b>                 | (90)          | (39)          | (55)          | (56)          | (55)          | (23)          | (28)          | (45)          | (26)          | (23)          | (19)          | (16)          | (475)        |
| Monthly Actual/Estimated Obligations                        | (99)          | (47)          | (82)          | (27)          | (29)          | (72)          | (101)         | (54)          | (21)          | (10)          | (10)          | (11)          | (563)        |
| <b>Oregon Wildfires 2020</b>                                |               |               |               |               |               |               |               |               |               |               |               |               |              |
| <b>Initial FY 2024 Spend Plan Estimates</b>                 | (37)          | (85)          | (12)          | (4)           | (36)          | (38)          | (28)          | (3)           | (3)           | -             | (7)           | (1)           | (254)        |
| Monthly Actual/Estimated Obligations                        | (25)          | (2)           | (18)          | (1)           | (10)          | (34)          | (24)          | (42)          | (12)          | (4)           | (8)           | (35)          | (215)        |
| <b>Ida</b>  |               |               |               |               |               |               |               |               |               |               |               |               |              |
| <b>Initial FY 2024 Spend Plan Estimates</b>                 | (252)         | (172)         | (149)         | (81)          | (113)         | (144)         | (53)          | (45)          | (66)          | (150)         | (51)          | (130)         | (1,406)      |
| Monthly Actual/Estimated Obligations                        | (224)         | (87)          | (76)          | (150)         | (81)          | (103)         | (172)         | (243)         | (130)         | (124)         | (60)          | (117)         | (1,567)      |
| <b>Fiona</b>  |               |               |               |               |               |               |               |               |               |               |               |               |              |
| <b>Initial FY 2024 Spend Plan Estimates</b>                 | (109)         | (94)          | (110)         | (21)          | (127)         | (7)           | (48)          | (63)          | (73)          | (65)          | (408)         | (57)          | (1,182)      |
| Monthly Actual/Estimated Obligations                        | (104)         | (64)          | (61)          | (48)          | (104)         | (83)          | (103)         | (159)         | (96)          | (140)         | (174)         | (88)          | (1,224)      |
| <b>Ian</b>  |               |               |               |               |               |               |               |               |               |               |               |               |              |
| <b>Initial FY 2024 Spend Plan Estimates</b>                 | (547)         | (180)         | (105)         | (89)          | (127)         | (91)          | (59)          | (136)         | (160)         | (107)         | (195)         | (212)         | (2,008)      |
| Monthly Actual/Estimated Obligations                        | (594)         | (191)         | (53)          | (96)          | (106)         | (110)         | (70)          | (114)         | (83)          | (181)         | (249)         | (231)         | (2,078)      |
| <b>Hawaii Wildfires</b>                                     |               |               |               |               |               |               |               |               |               |               |               |               |              |
| <b>Initial FY 2024 Spend Plan Estimates</b>                 | (448)         | (107)         | (39)          | (22)          | (15)          | (14)          | (14)          | (106)         | (13)          | (63)          | (13)          | (13)          | (867)        |
| Monthly Actual/Estimated Obligations                        | (97)          | (458)         | (42)          | (367)         | (310)         | (198)         | (15)          | (22)          | (22)          | (95)          | (13)          | (148)         | (1,787)      |
| <b>Idalia</b>   |               |               |               |               |               |               |               |               |               |               |               |               |              |
| <b>Initial FY 2024 Spend Plan Estimates</b>                 | (130)         | (47)          | (38)          | (37)          | (60)          | (48)          | (55)          | (44)          | (53)          | (63)          | (82)          | (104)         | (761)        |
| Monthly Actual/Estimated Obligations                        | (150)         | (59)          | (48)          | (15)          | 12            | (13)          | (60)          | (9)           | (11)          | (19)          | (97)          | (326)         | (795)        |
| <b>Actual/Estimated Major Declaration Obligations</b>       |               |               |               |               |               |               |               |               |               |               |               |               |              |
| <b>Total DR Actual/Estimated Obligations</b>                | (5,503)       | (3,431)       | (2,785)       | (3,669)       | (4,135)       | (2,811)       | (5,873)       | (3,630)       | (3,697)       | (4,388)       | (4,713)       | (4,582)       | (49,217)     |
| <b>FY 2024 Actual/Estimated Recoveries</b>                  |               |               |               |               |               |               |               |               |               |               |               |               |              |
| <b>Monthly Recoveries</b>                                   | 335           | 302           | 311           | 330           | 155           | 388           | 388           | 388           | 388           | 388           | 387           | 388           | 4,148        |
| Major Declaration Actuals/Estimated                         | 325           | 287           | 301           | 313           | 148           | 375           | 375           | 375           | 375           | 375           | 375           | 376           | 4,000        |
| Base Actuals/Estimated                                      | 10            | 15            | 10            | 17            | 7             | 13            | 13            | 13            | 13            | 13            | 12            | 12            | 148          |
| <b>DRF Available at End of Month (Including Recoveries)</b> | \$ 33,848     | \$ 30,582     | \$ 28,060     | \$ 24,608     | \$ 20,257     | \$ 17,756     | \$ 12,215     | \$ 8,917      | \$ 5,552      | \$ 1,493      | \$ (2,902)    | \$ (7,181)    |              |

**Notes:**

- (1) Pursuant to P.L. 118-35, the Further Continuing Additional Appropriations Act, 2024 and Other Extensions Act. Section 128 allows the DRF appropriation to be apportioned as necessary, up to the FY 2023 enacted levels, to carry out response and recovery activities. Section 129 appropriates \$16 billion to the DRF.
- (2) Pursuant to P.L. 116-260, FY 2021 DHS Appropriations Act and Coronavirus Response and Relief Supplemental Appropriations Act, 2021.
- (3) Pursuant to the Disaster Recovery Reform Act (DRRA) (P.L. 115-254). See Appendix G for additional information regarding the BRIC program balance. The BRIC funding continues to be available to FEMA for other purposes should the DRF Majors balance drop too low to cover immediate response or recovery needs.
- (4) Anticipated transfers to the U.S. Agency for International Development (USAID) for Compact Aid Agreement.

APPENDIX B: DRF Funding Activity (By Catastrophic Disaster)

Disaster Relief Fund Monthly Detailed Obligations FY 2024  
(\$ in millions)

| Event/DR                  | Cumulative Obligations | October | November | December | January | February | March     | April     | May       | June      | July      | August    | September | FY 2024 Total |
|---------------------------|------------------------|---------|----------|----------|---------|----------|-----------|-----------|-----------|-----------|-----------|-----------|-----------|---------------|
|                           | Through FY 2023        | Actual  | Actual   | Actual   | Actual  | Actual   | Estimated | Estimated | Estimated | Estimated | Estimated | Estimated | Estimated |               |
| <b>Katrina Rita Wilma</b> |                        |         |          |          |         |          |           |           |           |           |           |           |           |               |
| 1602-FL                   | (233)                  | \$ -    | \$ -     | \$ -     | \$ -    | \$ -     | -         | -         | -         | -         | -         | -         | -         | -             |
| 1603-LA                   | (32,994)               | (3)     | (4)      | (4)      | (10)    | (3)      | (6)       | (8)       | (20)      | (12)      | (4)       | (6)       | (28)      | (108)         |
| 1604-MS                   | (10,110)               | -       | -        | -        | -       | -        | -         | -         | -         | (2)       | -         | -         | (1)       | (3)           |
| 1605-AL                   | (1,039)                | -       | -        | -        | -       | -        | -         | -         | -         | -         | -         | -         | -         | -             |
| 1606-TX                   | (1,877)                | -       | -        | -        | -       | -        | -         | -         | -         | -         | -         | -         | -         | -             |
| 1607-LA                   | (1,922)                | -       | -        | -        | -       | -        | -         | -         | -         | -         | -         | -         | (3)       | (3)           |
| 1609-FL                   | (2,566)                | -       | -        | -        | -       | -        | -         | (2)       | -         | -         | -         | -         | -         | (2)           |
|                           | (50,741)               | (3)     | (4)      | (4)      | (10)    | (3)      | (6)       | (10)      | (20)      | (14)      | (4)       | (6)       | (32)      | (116)         |
| <b>Gustav</b>             |                        |         |          |          |         |          |           |           |           |           |           |           |           |               |
| 1786-LA                   | (1,689)                | (1)     | -        | -        | -       | -        | -         | -         | -         | -         | -         | -         | (2)       | (3)           |
| 1789-AL                   | (10)                   | -       | -        | -        | -       | -        | -         | -         | -         | -         | -         | -         | -         | -             |
| 1793-AR                   | (6)                    | -       | -        | -        | -       | -        | -         | -         | -         | -         | -         | -         | -         | -             |
| 1794-MS                   | (40)                   | -       | -        | -        | -       | -        | -         | -         | -         | -         | -         | -         | -         | -             |
| 1806-FL                   | (6)                    | -       | -        | -        | -       | -        | -         | -         | -         | -         | -         | -         | -         | -             |
|                           | (1,751)                | (1)     | -        | -        | -       | -        | -         | -         | -         | -         | -         | -         | (2)       | (3)           |
| <b>Ike</b>                |                        |         |          |          |         |          |           |           |           |           |           |           |           |               |
| 1791-TX                   | (4,370)                | (1)     | (1)      | -        | -       | -        | (3)       | (1)       | -         | -         | -         | -         | -         | (6)           |
| 1792-LA                   | (370)                  | -       | -        | -        | -       | -        | -         | -         | -         | -         | -         | -         | -         | -             |
| 1797-AL                   | (8)                    | -       | -        | -        | -       | -        | -         | -         | -         | -         | -         | -         | -         | -             |
| 1802-KY                   | (24)                   | -       | -        | -        | -       | -        | -         | -         | -         | -         | -         | -         | -         | -             |
| 1804-AR                   | (3)                    | -       | -        | -        | -       | -        | -         | -         | -         | -         | -         | -         | -         | -             |
| 1805-OH                   | (56)                   | -       | -        | -        | -       | -        | -         | -         | -         | -         | -         | -         | -         | -             |
|                           | (4,831)                | (1)     | (1)      | -        | -       | -        | (3)       | (1)       | -         | -         | -         | -         | -         | (6)           |
| <b>TN Floods</b>          |                        |         |          |          |         |          |           |           |           |           |           |           |           |               |
| 1909-TN                   | (559)                  | -       | -        | (3)      | -       | -        | -         | -         | -         | -         | -         | -         | (1)       | (4)           |
|                           | (559)                  | -       | -        | (3)      | -       | -        | -         | -         | -         | -         | -         | -         | (1)       | (4)           |
| <b>Irene</b>              |                        |         |          |          |         |          |           |           |           |           |           |           |           |               |
| 4017-PR                   | (138)                  | -       | -        | -        | -       | -        | -         | -         | -         | -         | -         | -         | -         | -             |
| 4019-NC                   | (190)                  | -       | -        | -        | -       | -        | -         | -         | -         | -         | -         | -         | -         | -             |
| 4020-NY                   | (898)                  | -       | -        | -        | -       | -        | -         | -         | -         | -         | -         | -         | (1)       | (1)           |
| 4021-NJ                   | (400)                  | -       | -        | -        | -       | -        | -         | -         | -         | -         | -         | -         | -         | -             |
| 4022-VT                   | (335)                  | -       | -        | -        | -       | -        | -         | -         | -         | -         | -         | -         | -         | -             |
| 4023-CT                   | (75)                   | -       | -        | -        | -       | -        | -         | -         | -         | -         | -         | -         | -         | -             |
| 4024-VA                   | (73)                   | -       | -        | -        | -       | -        | -         | -         | -         | -         | -         | -         | -         | -             |
| 4025-PA                   | (99)                   | -       | -        | -        | -       | -        | -         | -         | -         | -         | -         | -         | -         | -             |
| 4026-NH                   | (27)                   | -       | -        | -        | -       | -        | -         | -         | -         | -         | -         | -         | -         | -             |
| 4027-RI                   | (11)                   | -       | -        | -        | -       | -        | -         | -         | -         | -         | -         | -         | -         | -             |
| 4028-MA                   | (53)                   | -       | -        | (1)      | -       | -        | -         | -         | -         | -         | -         | -         | -         | (1)           |
| 4032-ME                   | (3)                    | -       | -        | -        | -       | -        | -         | -         | -         | -         | -         | -         | -         | -             |
| 4034-MD                   | (25)                   | -       | -        | -        | -       | -        | -         | -         | -         | -         | -         | -         | -         | -             |
| 4036-DC                   | (4)                    | -       | -        | -        | -       | -        | -         | -         | -         | -         | -         | -         | -         | -             |
| 4037-DE                   | (3)                    | -       | -        | -        | -       | -        | -         | -         | -         | -         | -         | -         | -         | -             |
|                           | (2,334)                | -       | -        | (1)      | -       | -        | -         | -         | -         | -         | -         | -         | (1)       | (2)           |
| <b>Lee</b>                |                        |         |          |          |         |          |           |           |           |           |           |           |           |               |
| 4030-PA                   | (375)                  | -       | -        | -        | -       | -        | -         | -         | -         | -         | -         | -         | -         | -             |
| 4031-NY                   | (442)                  | -       | -        | -        | -       | -        | -         | -         | -         | -         | -         | -         | -         | -             |
| 4038-MD                   | (15)                   | -       | -        | -        | -       | -        | -         | -         | -         | -         | -         | -         | -         | -             |
| 4039-NJ                   | (6)                    | -       | -        | -        | -       | -        | -         | -         | -         | -         | -         | -         | -         | -             |
| 4041-LA                   | (7)                    | -       | -        | -        | -       | -        | -         | -         | -         | -         | -         | -         | -         | -             |
| 4045-VA                   | (7)                    | -       | -        | -        | -       | -        | -         | -         | -         | -         | -         | -         | -         | -             |
|                           | (852)                  | -       | -        | -        | -       | -        | -         | -         | -         | -         | -         | -         | -         | -             |
| <b>Isaac</b>              |                        |         |          |          |         |          |           |           |           |           |           |           |           |               |
| 4080-LA                   | (673)                  | -       | -        | -        | -       | -        | -         | -         | (3)       | -         | -         | -         | -         | (3)           |
| 4081-MS                   | (90)                   | -       | -        | -        | -       | -        | -         | -         | -         | -         | -         | -         | -         | -             |
| 4082-AL                   | (10)                   | -       | -        | -        | -       | -        | -         | -         | -         | -         | -         | -         | -         | -             |
| 4084-FL                   | (29)                   | -       | -        | -        | -       | -        | -         | -         | -         | -         | -         | -         | -         | -             |
|                           | (802)                  | -       | -        | -        | -       | -        | -         | -         | (3)       | -         | -         | -         | -         | (3)           |

Disaster Relief Fund Monthly Detailed Obligations FY 2024  
(\$ in millions)

| Event/DR                   | Cumulative                     | October | November | December | January | February | March     | April     | May       | June      | July      | August    | September | FY 2024 Total |
|----------------------------|--------------------------------|---------|----------|----------|---------|----------|-----------|-----------|-----------|-----------|-----------|-----------|-----------|---------------|
|                            | Obligations<br>Through FY 2023 | Actual  | Actual   | Actual   | Actual  | Actual   | Estimated | Estimated | Estimated | Estimated | Estimated | Estimated | Estimated |               |
| <b>Sandy</b>               |                                |         |          |          |         |          |           |           |           |           |           |           |           |               |
| 4085-NY                    | (18,384)                       | (2)     | (5)      | (1)      | (31)    | (1)      | (15)      | (2)       | (20)      | (13)      | (74)      | (22)      | (51)      | (237)         |
| 4086-NJ                    | (3,443)                        | (1)     | -        | -        | (2)     | (1)      | (2)       | (37)      | (2)       | (33)      | (32)      | (58)      | (23)      | (191)         |
| 4087-CT                    | (123)                          | -       | -        | -        | -       | -        | -         | -         | -         | -         | -         | -         | -         | -             |
| 4089-RI                    | (19)                           | -       | -        | -        | -       | -        | -         | -         | -         | -         | -         | -         | -         | -             |
| 4090-DE                    | (8)                            | -       | -        | -        | -       | -        | -         | -         | -         | -         | -         | -         | -         | -             |
| 4091-MD                    | (48)                           | -       | -        | -        | -       | -        | -         | -         | -         | -         | -         | -         | -         | -             |
| 4092-VA                    | (14)                           | -       | -        | -        | -       | -        | -         | -         | -         | -         | -         | -         | -         | -             |
| 4093-WV                    | (23)                           | -       | -        | -        | -       | -        | -         | -         | -         | -         | -         | -         | -         | -             |
| 4095-NH                    | (3)                            | -       | -        | -        | -       | -        | -         | -         | -         | -         | -         | -         | -         | -             |
| 4096-DC                    | (3)                            | -       | -        | -        | -       | -        | -         | -         | -         | -         | -         | -         | -         | -             |
| 4097-MA                    | (18)                           | -       | -        | -        | -       | -        | -         | -         | -         | -         | -         | -         | (2)       | (2)           |
| 4098-OH                    | (24)                           | -       | -        | -        | -       | -        | -         | -         | -         | -         | -         | -         | -         | -             |
| 4099-PA                    | (17)                           | -       | -        | -        | -       | -        | -         | -         | -         | -         | -         | -         | -         | -             |
|                            | (22,127)                       | (3)     | (5)      | (1)      | (33)    | (2)      | (17)      | (39)      | (22)      | (46)      | (106)     | (80)      | (76)      | (430)         |
| <b>2013 Colorado Flood</b> |                                |         |          |          |         |          |           |           |           |           |           |           |           |               |
| 4145-CO                    | (652)                          | (13)    | (1)      | -        | -       | (1)      | -         | (2)       | -         | (1)       | -         | -         | -         | (18)          |
|                            | (652)                          | (13)    | (1)      | -        | -       | (1)      | -         | (2)       | -         | (1)       | -         | -         | -         | (18)          |
| <b>WV Floods 4273</b>      |                                |         |          |          |         |          |           |           |           |           |           |           |           |               |
| 4273-WV                    | (617)                          | -       | (2)      | (13)     | -       | (2)      | (2)       | (9)       | (1)       | -         | -         | -         | (1)       | (30)          |
|                            | (617)                          | -       | (2)      | (13)     | -       | (2)      | (2)       | (9)       | (1)       | -         | -         | -         | (1)       | (30)          |
| <b>LA Floods 4277</b>      |                                |         |          |          |         |          |           |           |           |           |           |           |           |               |
| 4277-LA                    | (2,750)                        | (4)     | (1)      | (1)      | -       | -        | (1)       | (1)       | (3)       | -         | -         | -         | -         | (11)          |
|                            | (2,750)                        | (4)     | (1)      | (1)      | -       | -        | (1)       | (1)       | (3)       | -         | -         | -         | -         | (11)          |
| <b>Matthew</b>             |                                |         |          |          |         |          |           |           |           |           |           |           |           |               |
| 4283-FL                    | (498)                          | -       | -        | -        | -       | -        | (2)       | -         | (3)       | (3)       | -         | -         | (6)       | (14)          |
| 4284-GA                    | (146)                          | -       | -        | -        | (5)     | -        | -         | -         | -         | -         | -         | (1)       | -         | (6)           |
| 4285-NC                    | (685)                          | (2)     | (2)      | (1)      | (1)     | -        | -         | (2)       | -         | -         | -         | -         | (6)       | (14)          |
| 4286-SC                    | (396)                          | (8)     | -        | -        | -       | -        | -         | -         | (1)       | -         | -         | -         | -         | (9)           |
| 4291-VA                    | (41)                           | -       | -        | -        | -       | -        | -         | -         | -         | -         | -         | -         | -         | -             |
|                            | (1,766)                        | (10)    | (2)      | (1)      | (6)     | -        | (2)       | (2)       | (4)       | (3)       | -         | (1)       | (12)      | (43)          |
| <b>CA Winter Storms</b>    |                                |         |          |          |         |          |           |           |           |           |           |           |           |               |
| 4308-CA                    | (930)                          | -       | -        | (1)      | (25)    | (34)     | (18)      | -         | -         | -         | (1)       | -         | (2)       | (81)          |
|                            | (930)                          | -       | -        | (1)      | (25)    | (34)     | (18)      | -         | -         | -         | (1)       | -         | (2)       | (81)          |
| <b>Harvey</b>              |                                |         |          |          |         |          |           |           |           |           |           |           |           |               |
| 4332-TX                    | (8,143)                        | (4)     | (10)     | (6)      | (9)     | (6)      | (2)       | (20)      | (14)      | (14)      | (12)      | (26)      | (8)       | (131)         |
| 4345-LA                    | (13)                           | -       | -        | -        | -       | -        | -         | -         | -         | -         | -         | -         | -         | -             |
|                            | (8,156)                        | (4)     | (10)     | (6)      | (9)     | (6)      | (2)       | (20)      | (14)      | (14)      | (12)      | (26)      | (8)       | (131)         |
| <b>Irma</b>                |                                |         |          |          |         |          |           |           |           |           |           |           |           |               |
| 4335-VI                    | (330)                          | (2)     | -        | (2)      | -       | -        | -         | -         | -         | -         | -         | -         | -         | (4)           |
| 4336-PR                    | (82)                           | -       | -        | (2)      | -       | -        | -         | -         | -         | -         | -         | -         | -         | (2)           |
| 4337-FL                    | (5,153)                        | (14)    | (8)      | (14)     | (3)     | (4)      | (8)       | (13)      | (16)      | (3)       | (4)       | (4)       | (85)      | (176)         |
| 4338-GA                    | (199)                          | -       | -        | -        | -       | -        | (3)       | -         | (3)       | (6)       | (5)       | -         | -         | (17)          |
| 4341-FL                    | (3)                            | -       | -        | -        | -       | -        | -         | -         | -         | -         | -         | -         | -         | -             |
| 4346-SC                    | (46)                           | -       | -        | -        | -       | -        | -         | -         | -         | -         | -         | -         | -         | -             |
|                            | (5,813)                        | (16)    | (8)      | (18)     | (3)     | (4)      | (11)      | (13)      | (19)      | (9)       | (9)       | (4)       | (85)      | (199)         |
| <b>Maria</b>               |                                |         |          |          |         |          |           |           |           |           |           |           |           |               |
| 4339-PR                    | (41,261)                       | (325)   | (247)    | (136)    | (363)   | (449)    | (686)     | (624)     | (391)     | (310)     | (84)      | (298)     | (263)     | (4,176)       |
| 4340-VI                    | (7,195)                        | (42)    | (498)    | (633)    | (487)   | (1,410)  | (407)     | (2,119)   | (113)     | (101)     | (210)     | (3)       | (56)      | (6,079)       |
|                            | (48,456)                       | (367)   | (745)    | (769)    | (850)   | (1,859)  | (1,093)   | (2,743)   | (504)     | (411)     | (294)     | (301)     | (319)     | (10,255)      |
| <b>CA Wildfires 2017</b>   |                                |         |          |          |         |          |           |           |           |           |           |           |           |               |
| 4344-CA                    | (1,432)                        | -       | (1)      | (4)      | -       | -        | (19)      | (1)       | -         | -         | (23)      | -         | -         | (48)          |
|                            | (1,432)                        | -       | (1)      | (4)      | -       | -        | (19)      | (1)       | -         | -         | (23)      | -         | -         | (48)          |
| <b>Florence</b>            |                                |         |          |          |         |          |           |           |           |           |           |           |           |               |
| 4393-NC                    | (1,510)                        | (4)     | (1)      | (7)      | (1)     | -        | -         | (2)       | (2)       | (1)       | (2)       | (7)       | (1)       | (28)          |
| 4394-SC                    | (248)                          | -       | -        | -        | (1)     | -        | (1)       | (2)       | -         | -         | (1)       | -         | -         | (5)           |
| 4401-VA                    | (47)                           | (1)     | -        | -        | -       | -        | -         | -         | -         | -         | -         | -         | -         | (1)           |
|                            | (1,805)                        | (5)     | (1)      | (7)      | (2)     | -        | (1)       | (4)       | (2)       | (1)       | (3)       | (7)       | (1)       | (34)          |
| <b>Michael</b>             |                                |         |          |          |         |          |           |           |           |           |           |           |           |               |
| 4399-FL                    | (3,038)                        | (20)    | (2)      | (9)      | (1)     | (8)      | -         | (18)      | (166)     | (7)       | (4)       | (6)       | (6)       | (247)         |

APPENDIX B: DRF Funding Activity (By Catastrophic Disaster)

Disaster Relief Fund Monthly Detailed Obligations FY 2024

(\$ in millions)

| Event/DR                          | Cumulative Obligations | October | November | December | January | February | March     | April     | May       | June      | July      | August    | September | FY 2024 Total |
|-----------------------------------|------------------------|---------|----------|----------|---------|----------|-----------|-----------|-----------|-----------|-----------|-----------|-----------|---------------|
|                                   | Through FY 2023        | Actual  | Actual   | Actual   | Actual  | Actual   | Estimated | Estimated | Estimated | Estimated | Estimated | Estimated | Estimated |               |
| 4400-GA                           | (338)                  | -       | -        | -        | (3)     | -        | (29)      | -         | (3)       | (2)       | -         | -         | -         | (37)          |
| 4406-AL                           | (20)                   | -       | -        | -        | -       | -        | -         | -         | -         | -         | -         | -         | -         | -             |
| 4411-VA                           | (44)                   | (2)     | -        | -        | -       | -        | -         | (6)       | -         | -         | -         | (1)       | (2)       | (11)          |
| 4412-NC                           | (25)                   | -       | -        | -        | -       | -        | -         | -         | (1)       | -         | -         | -         | (1)       | (2)           |
|                                   | (3,465)                | (22)    | (2)      | (9)      | (4)     | (8)      | (29)      | (24)      | (170)     | (9)       | (4)       | (7)       | (9)       | (297)         |
| <b>Nebraska Winter Storm 2019</b> |                        |         |          |          |         |          |           |           |           |           |           |           |           |               |
| 4420-NE                           | (703)                  | (3)     | (3)      | -        | (1)     | -        | (1)       | -         | (2)       | (1)       | -         | -         | (1)       | (12)          |
|                                   | (703)                  | (3)     | (3)      | -        | (1)     | -        | (1)       | -         | (2)       | (1)       | -         | -         | (1)       | (12)          |
| <b>Yutu</b>                       |                        |         |          |          |         |          |           |           |           |           |           |           |           |               |
| 4404-NMI                          | (852)                  | -       | (1)      | (1)      | -       | (2)      | (2)       | (13)      | (1)       | -         | -         | (1)       | (4)       | (25)          |
|                                   | (852)                  | -       | (1)      | (1)      | -       | (2)      | (2)       | (13)      | (1)       | -         | -         | (1)       | (4)       | (25)          |
| <b>CA Wildfires 2018</b>          |                        |         |          |          |         |          |           |           |           |           |           |           |           |               |
| 4407-CA                           | (1,852)                | -       | (13)     | (1)      | (1)     | -        | (38)      | (1)       | (9)       | -         | (694)     | -         | (1)       | (758)         |
|                                   | (1,852)                | -       | (13)     | (1)      | (1)     | -        | (38)      | (1)       | (9)       | -         | (694)     | -         | (1)       | (758)         |
| <b>PR Earthquakes 4473</b>        |                        |         |          |          |         |          |           |           |           |           |           |           |           |               |
| 4473-PR                           | (1,214)                | (6)     | (6)      | (4)      | (2)     | (13)     | (2)       | (12)      | (19)      | (7)       | (3)       | (10)      | (11)      | (95)          |
|                                   | (1,214)                | (6)     | (6)      | (4)      | (2)     | (13)     | (2)       | (12)      | (19)      | (7)       | (3)       | (10)      | (11)      | (95)          |
| <b>COVID-19</b>                   |                        |         |          |          |         |          |           |           |           |           |           |           |           |               |
| 4480-NY                           | (18,776)               | (554)   | (121)    | (49)     | (348)   | (78)     | (93)      | (414)     | (27)      | (903)     | (638)     | (494)     | (151)     | (3,870)       |
| 4481-WA                           | (2,876)                | (241)   | (86)     | (21)     | (23)    | (80)     | (28)      | (66)      | (86)      | (63)      | (60)      | (55)      | (60)      | (869)         |
| 4482-CA                           | (15,365)               | (741)   | (188)    | (605)    | (517)   | (645)    | (28)      | (348)     | (214)     | (271)     | (245)     | (548)     | (455)     | (4,805)       |
| 4483-IA                           | (534)                  | (7)     | (2)      | (2)      | (7)     | (4)      | (3)       | (52)      | (118)     | (136)     | (5)       | (2)       | (8)       | (346)         |
| 4484-LA                           | (3,156)                | (139)   | (82)     | (4)      | (2)     | -        | (1)       | (36)      | (37)      | (26)      | (34)      | (12)      | (19)      | (392)         |
| 4485-TX                           | (18,471)               | (47)    | (150)    | (29)     | (13)    | (65)     | (9)       | (54)      | (109)     | (27)      | (22)      | (43)      | (13)      | (581)         |
| 4486-FL                           | (4,372)                | (13)    | (57)     | (44)     | (172)   | (8)      | (15)      | (83)      | (46)      | (42)      | (292)     | (324)     | (155)     | (1,251)       |
| 4487-NC                           | (2,424)                | (30)    | (1)      | (3)      | (26)    | (4)      | (4)       | (1)       | (10)      | (110)     | (242)     | (33)      | (212)     | (676)         |
| 4488-NJ                           | (4,582)                | (140)   | (59)     | (6)      | (42)    | (15)     | (24)      | (70)      | (11)      | (8)       | (2)       | (22)      | (146)     | (535)         |
| 4489-IL                           | (3,062)                | (143)   | (5)      | (3)      | (38)    | (14)     | (15)      | (87)      | (11)      | (6)       | (40)      | (395)     | (34)      | (791)         |
| 4490-MO                           | (1,121)                | (4)     | (9)      | (4)      | (2)     | (4)      | (3)       | (279)     | (299)     | (58)      | (3)       | (3)       | (15)      | (683)         |
| 4491-MD                           | (2,647)                | (89)    | (9)      | (31)     | (102)   | (5)      | (15)      | (18)      | (40)      | (43)      | (112)     | (106)     | (287)     | (857)         |
| 4492-SC                           | (946)                  | (5)     | (31)     | (1)      | (3)     | (1)      | (72)      | (10)      | (8)       | (3)       | (14)      | (18)      | (54)      | (220)         |
| 4493-PR                           | (606)                  | (1)     | -        | -        | -       | (3)      | (1)       | -         | -         | (1)       | -         | -         | (9)       | (15)          |
| 4494-MI                           | (2,749)                | (62)    | (2)      | (2)      | (58)    | (2)      | (18)      | (20)      | (84)      | (18)      | (95)      | (11)      | (104)     | (476)         |
| 4495-GU                           | (134)                  | (5)     | -        | -        | -       | -        | -         | -         | -         | -         | (4)       | -         | (8)       | (17)          |
| 4496-MA                           | (3,929)                | (106)   | (116)    | (30)     | (110)   | (50)     | (127)     | (69)      | (118)     | (132)     | (370)     | (132)     | (132)     | (1,492)       |
| 4497-KY                           | (430)                  | (1)     | (2)      | (1)      | (1)     | (1)      | (1)       | (1)       | (1)       | (3)       | (25)      | (68)      | (43)      | (147)         |
| 4498-CO                           | (2,573)                | (17)    | (11)     | (14)     | (27)    | (3)      | (21)      | (12)      | (22)      | (40)      | (59)      | (8)       | (7)       | (241)         |
| 4499-OR                           | (1,431)                | (294)   | (92)     | (51)     | (32)    | (43)     | (14)      | (25)      | (85)      | (184)     | (21)      | (90)      | (7)       | (938)         |
| 4500-CT                           | (1,351)                | (41)    | (7)      | (3)      | (2)     | (1)      | (34)      | (2)       | (25)      | -         | (1)       | (3)       | (47)      | (166)         |
| 4501-GA                           | (1,698)                | (4)     | (12)     | (81)     | (10)    | (4)      | (7)       | (10)      | (9)       | (12)      | (42)      | (363)     | (52)      | (606)         |
| 4502-DC                           | (1,141)                | (23)    | (13)     | (4)      | (10)    | (9)      | (3)       | (1)       | (5)       | (7)       | (1)       | (1)       | (1)       | (78)          |
| 4503-AL                           | (423)                  | (1)     | (2)      | (1)      | (1)     | (1)      | (5)       | (3)       | (3)       | (23)      | (11)      | (9)       | (16)      | (76)          |
| 4504-KS                           | (570)                  | (46)    | (5)      | (24)     | (1)     | (3)      | (1)       | (31)      | (48)      | (46)      | (19)      | (2)       | (4)       | (230)         |
| 4505-RI                           | (1,050)                | (2)     | (9)      | (28)     | (1)     | (8)      | (5)       | -         | -         | -         | (16)      | (1)       | (8)       | (78)          |
| 4506-PA                           | (3,535)                | (82)    | (23)     | (3)      | (2)     | (47)     | (104)     | (23)      | (53)      | (76)      | (56)      | (182)     | (164)     | (815)         |
| 4507-OH                           | (1,865)                | (11)    | (30)     | (4)      | (6)     | (24)     | (42)      | (29)      | (30)      | (100)     | (23)      | (299)     | (2)       | (600)         |
| 4508-MT                           | (143)                  | (11)    | -        | -        | (5)     | (1)      | (2)       | (5)       | -         | -         | (2)       | -         | (1)       | (28)          |
| 4509-ND                           | (296)                  | (5)     | (1)      | -        | -       | -        | (3)       | (2)       | (1)       | (1)       | (26)      | (1)       | (1)       | (41)          |
| 4510-HI                           | (740)                  | (23)    | (3)      | -        | (4)     | (3)      | -         | (5)       | (3)       | -         | (8)       | (8)       | (1)       | (58)          |
| 4511-MP                           | (89)                   | (22)    | (1)      | -        | (1)     | (2)      | (24)      | -         | -         | -         | -         | -         | (5)       | (55)          |
| 4512-VA                           | (1,546)                | (24)    | (19)     | -        | (2)     | (13)     | (98)      | (3)       | (7)       | (9)       | (37)      | (19)      | (144)     | (375)         |
| 4513-VI                           | (188)                  | (11)    | -        | -        | -       | -        | (5)       | -         | -         | -         | -         | -         | (14)      | (30)          |
| 4514-TN                           | (991)                  | (91)    | (12)     | (2)      | (59)    | (5)      | (3)       | (2)       | (10)      | (5)       | (33)      | (26)      | (46)      | (294)         |
| 4515-IN                           | (824)                  | (4)     | -        | (2)      | (7)     | (3)      | (2)       | (11)      | (16)      | (1)       | (1)       | (1)       | (11)      | (59)          |
| 4516-NH                           | (423)                  | (32)    | (1)      | (13)     | (3)     | (8)      | (14)      | (3)       | -         | (4)       | (1)       | (15)      | -         | (94)          |
| 4517-WV                           | (397)                  | (11)    | (1)      | (2)      | -       | (15)     | (1)       | (1)       | -         | -         | -         | (25)      | -         | (56)          |
| 4518-AR                           | (391)                  | (1)     | (25)     | (2)      | -       | -        | -         | -         | (29)      | -         | -         | (1)       | -         | (58)          |
| 4520-WI                           | (1,184)                | (2)     | (7)      | (2)      | (3)     | (33)     | (6)       | (17)      | (6)       | (39)      | (5)       | (1)       | (56)      | (177)         |
| 4521-NE                           | (377)                  | -       | (1)      | (6)      | (20)    | (1)      | (11)      | (7)       | (11)      | (22)      | (1)       | -         | (8)       | (88)          |
| 4522-ME                           | (460)                  | (8)     | (1)      | (3)      | (23)    | (1)      | (20)      | (2)       | (34)      | (9)       | (4)       | (9)       | (26)      | (140)         |
| 4523-NV                           | (677)                  | (1)     | -        | -        | -       | -        | -         | (9)       | -         | -         | (2)       | -         | (14)      | (26)          |
| 4524-AZ                           | (1,390)                | -       | -        | (1)      | (6)     | (7)      | (3)       | (18)      | (4)       | (30)      | (11)      | (236)     | (113)     | (429)         |
| 4525-UT                           | (532)                  | (2)     | (1)      | -        | (9)     | (4)      | (3)       | (38)      | (12)      | -         | -         | (8)       | -         | (77)          |
| 4526-DE                           | (325)                  | -       | (1)      | (35)     | (4)     | (18)     | (2)       | -         | (2)       | (3)       | (1)       | (1)       | -         | (67)          |
| 4527-SD                           | (42)                   | (3)     | -        | (11)     | (2)     | (1)      | (4)       | (6)       | (1)       | -         | -         | -         | -         | (28)          |
| 4528-MS                           | (744)                  | (16)    | (15)     | (3)      | (1)     | (1)      | (1)       | (1)       | (36)      | (5)       | (1)       | (2)       | (141)     | (223)         |

Disaster Relief Fund Monthly Detailed Obligations FY 2024  
(\$ in millions)

| Event/DR                         | Cumulative Obligations | October    | November   | December   | January    | February   | March      | April      | May        | June       | July       | August     | September  | FY 2024 Total |
|----------------------------------|------------------------|------------|------------|------------|------------|------------|------------|------------|------------|------------|------------|------------|------------|---------------|
|                                  | Through FY 2023        | Actual     | Actual     | Actual     | Actual     | Actual     | Estimated  | Estimated  | Estimated  | Estimated  | Estimated  | Estimated  | Estimated  |               |
| 4529-NM                          | (520)                  | (72)       | -          | (65)       | (3)        | -          | -          | (61)       | (43)       | -          | -          | -          | (1)        | (245)         |
| 4530-OK                          | (418)                  | (1)        | -          | (2)        | (1)        | -          | (2)        | (190)      | (14)       | (22)       | (24)       | -          | (29)       | (285)         |
| 4531-MN                          | (1,058)                | (10)       | (2)        | (51)       | (2)        | (5)        | (1)        | (11)       | (3)        | (2)        | (7)        | -          | (57)       | (151)         |
| 4532-VT                          | (558)                  | (8)        | (33)       | (1)        | (1)        | (1)        | (9)        | -          | -          | -          | -          | -          | (1)        | (54)          |
| 4533-AK                          | (527)                  | (21)       | (23)       | (2)        | -          | -          | (1)        | (3)        | (3)        | (2)        | (3)        | -          | (1)        | (59)          |
| 4534-ID                          | (312)                  | (2)        | (6)        | -          | (1)        | -          | (4)        | (5)        | (5)        | (19)       | (2)        | (1)        | (7)        | (52)          |
| 4535-WY                          | (110)                  | -          | -          | -          | (1)        | -          | -          | -          | -          | -          | -          | -          | -          | (1)           |
| 4537-AS                          | (22)                   | -          | (3)        | -          | -          | -          | -          | (2)        | -          | -          | -          | -          | -          | (5)           |
| 4545-FL                          | (2)                    | -          | -          | -          | -          | -          | -          | -          | -          | -          | -          | -          | -          | -             |
| 4582-AZ                          | (19)                   | -          | -          | -          | -          | -          | -          | -          | -          | -          | -          | -          | -          | -             |
| 4591-TR                          | (2)                    | -          | -          | -          | -          | -          | -          | -          | -          | -          | -          | -          | -          | -             |
|                                  | (117,124)              | (3,230)    | (1,281)    | (1,251)    | (1,713)    | (1,244)    | (912)      | (2,146)    | (1,729)    | (2,511)    | (2,621)    | (3,578)    | (2,890)    | (25,106)      |
| <b>California Wildfires 2020</b> |                        |            |            |            |            |            |            |            |            |            |            |            |            |               |
| 4558-CA                          | (627)                  | (3)        | (1)        | (1)        | -          | (1)        | (12)       | (14)       | (42)       | (10)       | -          | -          | (1)        | (85)          |
|                                  | (627)                  | (3)        | (1)        | (1)        | -          | (1)        | (12)       | (14)       | (42)       | (10)       | -          | -          | (1)        | (85)          |
| <b>Laura</b>                     |                        |            |            |            |            |            |            |            |            |            |            |            |            |               |
| 4559-LA                          | (3,588)                | (99)       | (47)       | (81)       | (27)       | (29)       | (72)       | (101)      | (53)       | (19)       | (7)        | (7)        | (11)       | (553)         |
| 4572-TX                          | (74)                   | -          | -          | (1)        | -          | -          | -          | -          | (1)        | (2)        | (3)        | (3)        | -          | (10)          |
|                                  | (3,662)                | (99)       | (47)       | (82)       | (27)       | (29)       | (72)       | (101)      | (54)       | (21)       | (10)       | (10)       | (11)       | (563)         |
| <b>Oregon Wildfires 2020</b>     |                        |            |            |            |            |            |            |            |            |            |            |            |            |               |
| 4562-OR                          | (747)                  | (25)       | (2)        | (18)       | (1)        | (10)       | (34)       | (24)       | (42)       | (12)       | (4)        | (8)        | (35)       | (215)         |
|                                  | (747)                  | (25)       | (2)        | (18)       | (1)        | (10)       | (34)       | (24)       | (42)       | (12)       | (4)        | (8)        | (35)       | (215)         |
| <b>Ida</b>                       |                        |            |            |            |            |            |            |            |            |            |            |            |            |               |
| 4611-LA                          | (5,646)                | (156)      | (64)       | (44)       | (128)      | (67)       | (68)       | (98)       | (211)      | (49)       | (63)       | (32)       | (12)       | (992)         |
| 4614-NJ                          | (620)                  | (15)       | (4)        | (20)       | (11)       | (7)        | (6)        | (14)       | (3)        | (38)       | (39)       | (9)        | (16)       | (182)         |
| 4615-NY                          | (428)                  | (20)       | (12)       | (10)       | (6)        | (4)        | (24)       | (48)       | (14)       | (21)       | (4)        | (10)       | (85)       | (258)         |
| 4618-PA                          | (273)                  | (33)       | (7)        | (2)        | (5)        | (3)        | (4)        | (9)        | (13)       | (20)       | (13)       | (7)        | (4)        | (120)         |
| 4626-MS                          | (52)                   | -          | -          | -          | -          | -          | -          | -          | -          | (1)        | (1)        | -          | -          | (2)           |
| 4627-DE                          | (3)                    | -          | -          | -          | -          | -          | -          | (1)        | -          | (1)        | -          | (2)        | -          | (4)           |
| 4629-CT                          | (20)                   | -          | -          | -          | -          | -          | (1)        | (2)        | (2)        | -          | (4)        | -          | -          | (9)           |
|                                  | (7,042)                | (224)      | (87)       | (76)       | (150)      | (81)       | (103)      | (172)      | (243)      | (130)      | (124)      | (60)       | (117)      | (1,567)       |
| <b>Fiona</b>                     |                        |            |            |            |            |            |            |            |            |            |            |            |            |               |
| 4671-PR                          | (2,894)                | (104)      | (64)       | (61)       | (48)       | (104)      | (83)       | (103)      | (159)      | (96)       | (140)      | (174)      | (88)       | (1,224)       |
|                                  | (2,894)                | (104)      | (64)       | (61)       | (48)       | (104)      | (83)       | (103)      | (159)      | (96)       | (140)      | (174)      | (88)       | (1,224)       |
| <b>Ian</b>                       |                        |            |            |            |            |            |            |            |            |            |            |            |            |               |
| 4673-FL                          | (3,958)                | (593)      | (190)      | (53)       | (95)       | (105)      | (108)      | (70)       | (113)      | (82)       | (181)      | (249)      | (229)      | (2,068)       |
| 4675-TR                          | (3)                    | -          | -          | -          | -          | -          | (1)        | -          | -          | -          | -          | -          | -          | (1)           |
| 4677-SC                          | (26)                   | (1)        | (1)        | -          | (1)        | (1)        | (1)        | -          | (1)        | (1)        | -          | -          | (2)        | (9)           |
|                                  | (3,987)                | (594)      | (191)      | (53)       | (96)       | (106)      | (110)      | (70)       | (114)      | (83)       | (181)      | (249)      | (231)      | (2,078)       |
| <b>Hawaii Wildfires</b>          |                        |            |            |            |            |            |            |            |            |            |            |            |            |               |
| 4724-HI                          | (763)                  | (97)       | (458)      | (42)       | (367)      | (310)      | (198)      | (15)       | (22)       | (22)       | (95)       | (13)       | (148)      | (1,787)       |
|                                  | (763)                  | (97)       | (458)      | (42)       | (367)      | (310)      | (198)      | (15)       | (22)       | (22)       | (95)       | (13)       | (148)      | (1,787)       |
| <b>Idalia</b>                    |                        |            |            |            |            |            |            |            |            |            |            |            |            |               |
| 4734-FL                          | (403)                  | (145)      | (51)       | (38)       | (12)       | 12         | (8)        | (54)       | (6)        | (8)        | (15)       | (95)       | (311)      | (731)         |
| 4738-GA                          | (7)                    | (5)        | (8)        | (10)       | (3)        | -          | (5)        | (6)        | (3)        | (3)        | (4)        | (2)        | (15)       | (64)          |
|                                  | (410)                  | (150)      | (59)       | (48)       | (15)       | 12         | (13)       | (60)       | (9)        | (11)       | (19)       | (97)       | (326)      | (795)         |
| <b>TOTAL</b>                     | \$ (301,716)           | \$ (4,984) | \$ (2,996) | \$ (2,476) | \$ (3,363) | \$ (3,807) | \$ (2,784) | \$ (5,600) | \$ (3,207) | \$ (3,412) | \$ (4,347) | \$ (4,632) | \$ (4,413) | \$ (46,021)   |

**APPENDIX C: Hurricanes Sandy, Harvey, Irma, and Maria, COVID-19 and Disasters Declared Since August 1, 2017**  
**(Actuals/Estimated Obligations by Program)**

Hurricanes Sandy, Harvey, Irma and Maria, COVID-19, and Disasters Declared Since August 1, 2017  
FY 2024 Actuals/Estimated  
as of February 29, 2024  
(\$ in millions)

|                       | Cumulative Obligations Through FY 2023 <sup>(1)</sup> | Actual 1st Qtr | Estimated 2nd Qtr | Estimated 3rd Qtr | Estimated 4th Qtr | FY 2024 Totals | Totals Through FY 2024 |
|-----------------------|---|----------------|-------------------|-------------------|-------------------|----------------|------------------------|
| <b>SANDY</b>          |   |                |                   |                   |                   |                |                        |
| Public Assistance     | \$ 16,960   | \$ 5           | \$ 48             | \$ 106            | \$ 185            | \$ 344         | \$ 17,304              |
| Individual Assistance | 1,600   | -              | -                 | -                 | -                 | -              | 1,600                  |
| Mitigation            | 1,654   | 3              | -                 | -                 | 76                | 79             | 1,733                  |
| Operations            | 318   | -              | -                 | -                 | -                 | -              | 318                    |
| Administrative        | 1,595   | 1              | 4                 | 1                 | 1                 | 7              | 1,602                  |
| <b>Total</b>          | <b>\$ 22,127</b>                                      | <b>\$ 9</b>    | <b>\$ 52</b>      | <b>\$ 107</b>     | <b>\$ 262</b>     | <b>\$ 430</b>  | <b>\$ 22,557</b>       |

|                       | Cumulative Obligations Through FY 2023 <sup>(1)</sup> | Actual 1st Qtr | Estimated 2nd Qtr | Estimated 3rd Qtr | Estimated 4th Qtr | FY 2024 Totals | Totals Through FY 2024 |
|-----------------------|---|----------------|-------------------|-------------------|-------------------|----------------|------------------------|
| <b>HARVEY</b>         |   |                |                   |                   |                   |                |                        |
| Public Assistance     | \$ 2,816  | \$ 8           | \$ 8              | \$ 13             | \$ 6              | \$ 35          | \$ 2,851               |
| Individual Assistance | 2,916   | -              | (1)               | -                 | -                 | (1)            | 2,915                  |
| Mitigation            | 440   | 6              | 5                 | 30                | 34                | 75             | 515                    |
| Operations            | 185   | -              | -                 | -                 | -                 | -              | 185                    |
| Administrative        | 1,799   | 6              | 5                 | 5                 | 6                 | 22             | 1,821                  |
| <b>Total</b>          | <b>\$ 8,156</b>                                       | <b>\$ 20</b>   | <b>\$ 17</b>      | <b>\$ 48</b>      | <b>\$ 46</b>      | <b>\$ 131</b>  | <b>\$ 8,287</b>        |

|                       | Cumulative Obligations Through FY 2023 <sup>(1)</sup> | Actual 1st Qtr | Estimated 2nd Qtr | Estimated 3rd Qtr | Estimated 4th Qtr | FY 2024 Totals | Totals Through FY 2024 |
|-----------------------|---|----------------|-------------------|-------------------|-------------------|----------------|------------------------|
| <b>IRMA</b>           |   |                |                   |                   |                   |                |                        |
| Public Assistance     | \$ 2,682  | \$ 10          | \$ 9              | \$ 18             | \$ 28             | \$ 65          | \$ 2,747               |
| Individual Assistance | 1,311   | -              | -                 | -                 | -                 | -              | 1,311                  |
| Mitigation            | 378   | 28             | 6                 | 23                | 69                | 126            | 504                    |
| Operations            | 251   | 2              | -                 | (1)               | -                 | 1              | 252                    |
| Administrative        | 1,191   | 2              | 3                 | 1                 | 1                 | 7              | 1,198                  |
| <b>Total</b>          | <b>\$ 5,813</b>                                       | <b>\$ 42</b>   | <b>\$ 18</b>      | <b>\$ 41</b>      | <b>\$ 98</b>      | <b>\$ 199</b>  | <b>\$ 6,012</b>        |

|                       | Cumulative Obligations Through FY 2023 <sup>(1)</sup> | Actual 1st Qtr  | Estimated 2nd Qtr | Estimated 3rd Qtr | Estimated 4th Qtr | FY 2024 Totals   | Totals Through FY 2024 |
|-----------------------|---|-----------------|-------------------|-------------------|-------------------|------------------|------------------------|
| <b>MARIA</b>          |   |                 |                   |                   |                   |                  |                        |
| Public Assistance     | \$ 37,129   | \$ 1,777        | \$ 3,721          | \$ 3,545          | \$ 802            | \$ 9,845         | \$ 46,974              |
| Individual Assistance | 2,440   | -               | -                 | -                 | (3)               | (3)              | 2,437                  |
| Mitigation            | 456   | 60              | 40                | 82                | 87                | 269              | 725                    |
| Operations            | 4,338   | -               | -                 | -                 | -                 | -                | 4,338                  |
| Administrative        | 4,093   | 44              | 41                | 31                | 28                | 144              | 4,237                  |
| <b>Total</b>          | <b>\$ 48,456</b>                                      | <b>\$ 1,881</b> | <b>\$ 3,802</b>   | <b>\$ 3,658</b>   | <b>\$ 914</b>     | <b>\$ 10,255</b> | <b>\$ 58,711</b>       |

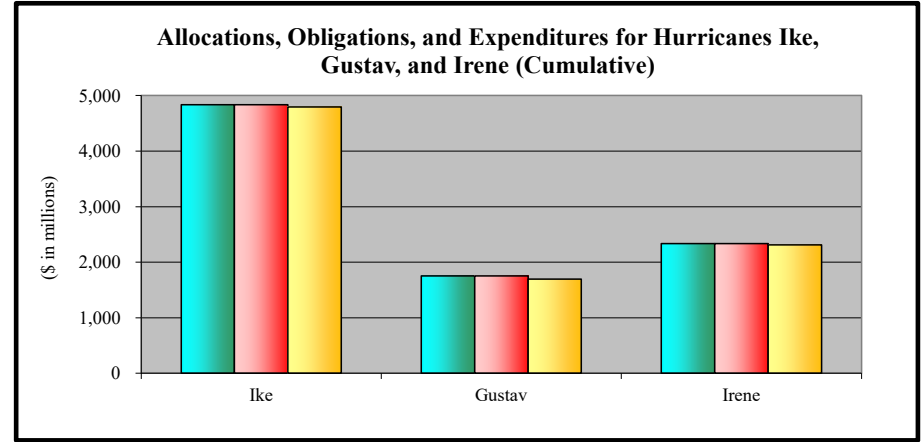
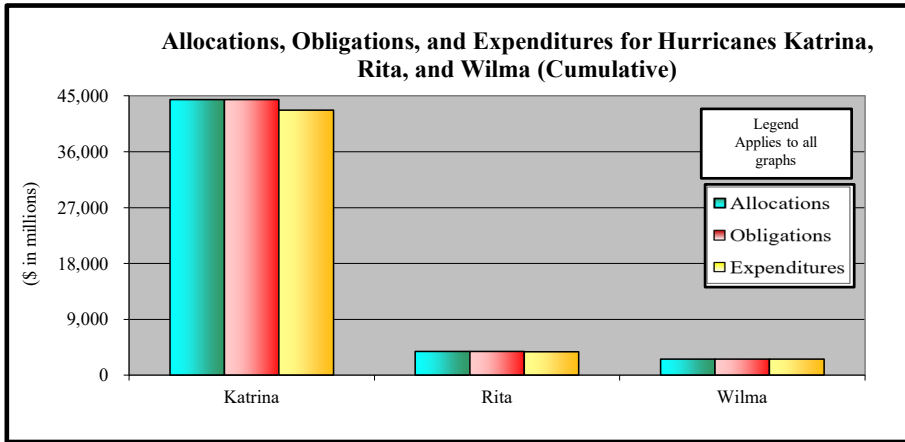
|                       | Cumulative Obligations Through FY 2023 <sup>(1)</sup> | Actual 1st Qtr  | Estimated 2nd Qtr | Estimated 3rd Qtr | Estimated 4th Qtr | FY 2024 Totals   | Totals Through FY 2024 |
|-----------------------|---|-----------------|-------------------|-------------------|-------------------|------------------|------------------------|
| <b>COVID-19</b>       |   |                 |                   |                   |                   |                  |                        |
| Public Assistance     | \$ 68,754   | \$ 5,505        | \$ 3,570          | \$ 5,996          | \$ 8,774          | \$ 23,845        | \$ 92,599              |
| Individual Assistance | 40,523  | 41              | 43                | 67                | 66                | 217              | 40,740                 |
| Mitigation            | 388   | 157             | 174               | 269               | 211               | 811              | 1,199                  |
| Operations            | 6,093   | 1               | 4                 | -                 | -                 | 5                | 6,098                  |
| Administrative        | 1,366   | 58              | 78                | 54                | 38                | 228              | 1,594                  |
| <b>Total</b>          | <b>\$ 117,124</b>                                     | <b>\$ 5,762</b> | <b>\$ 3,869</b>   | <b>\$ 6,386</b>   | <b>\$ 9,089</b>   | <b>\$ 25,106</b> | <b>\$ 142,230</b>      |

|   | Cumulative Obligations Through FY 2023 <sup>(1)</sup> | Actual 1st Qtr   | Estimated 2nd Qtr | Estimated 3rd Qtr | Estimated 4th Qtr | FY 2024 Totals   | Totals Through FY 2024 |
|---|---|------------------|-------------------|-------------------|-------------------|------------------|------------------------|
| <b>Disasters Declared Since 8/1/2017 <sup>(2)</sup></b> |   |                  |                   |                   |                   |                  |                        |
| Public Assistance                                       | \$ 134,194  | \$ 9,643         | \$ 8,832          | \$ 12,274         | \$ 12,879         | \$ 43,628        | \$ 177,822             |
| Individual Assistance                                   | 56,308  | 456              | 433               | 123               | 113               | 1,125            | 57,433                 |
| Mitigation  | 3,043   | 411              | 421               | 843               | 652               | 2,327            | 5,370                  |
| Operations  | 14,801  | 456              | 333               | 63                | 131               | 983              | 15,784                 |
| Administrative  | 16,695  | 665              | 648               | 374               | 283               | 1,970            | 18,665                 |
| <b>Total</b>  | <b>\$ 225,041</b>                                     | <b>\$ 11,631</b> | <b>\$ 10,667</b>  | <b>\$ 13,677</b>  | <b>\$ 14,058</b>  | <b>\$ 50,033</b> | <b>\$ 275,074</b>      |

(1) Adjusted for recoveries that occur in FY 2024 against prior-year obligations.

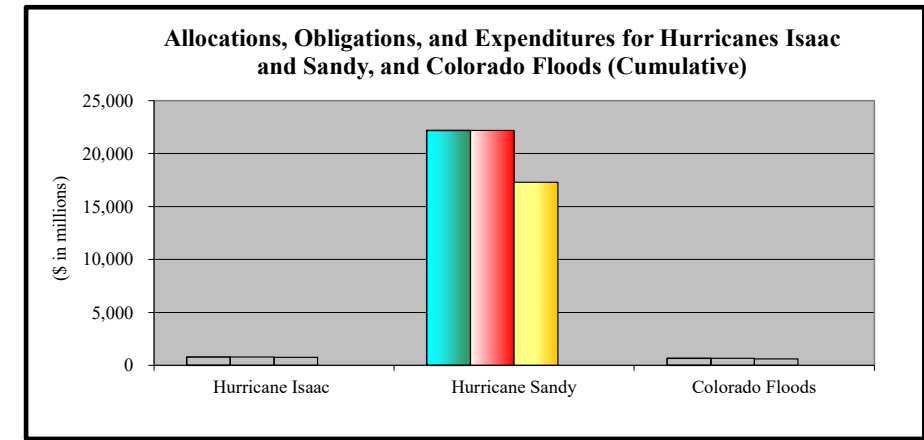
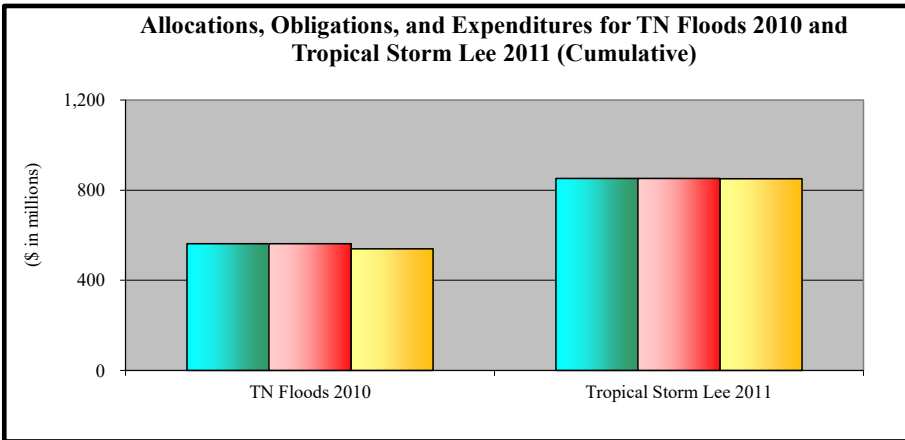
(2) Per section 1224 of DRRRA (P.L. 115-254).

as of February 29, 2024



|              | Katrina   | Rita     | Wilma    | Total     |
|--------------|-----------|----------|----------|-----------|
| Allocations  | \$ 44,399 | \$ 3,800 | \$ 2,566 | \$ 50,765 |
| Obligations  | \$ 44,399 | \$ 3,800 | \$ 2,566 | \$ 50,765 |
| Expenditures | \$ 42,717 | \$ 3,777 | \$ 2,563 | \$ 49,057 |

|              | Ike      | Gustav   | Irene    | Total    |
|--------------|----------|----------|----------|----------|
| Allocations  | \$ 4,833 | \$ 1,752 | \$ 2,335 | \$ 8,920 |
| Obligations  | \$ 4,833 | \$ 1,752 | \$ 2,335 | \$ 8,920 |
| Expenditures | \$ 4,794 | \$ 1,694 | \$ 2,310 | \$ 8,798 |



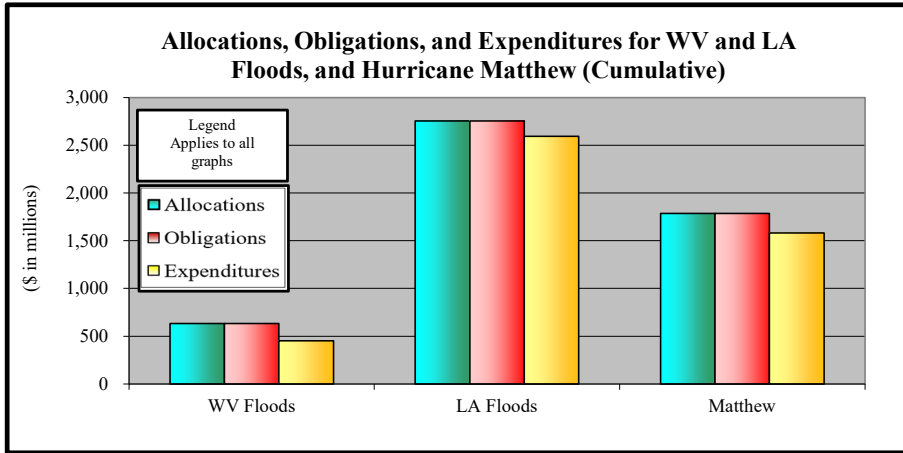
|              | TN Floods 2010 | Tropical Storm Lee 2011 | Total    |
|--------------|----------------|-------------------------|----------|
| Allocations  | \$ 562         | \$ 852                  | \$ 1,414 |
| Obligations  | \$ 562         | \$ 852                  | \$ 1,414 |
| Expenditures | \$ 540         | \$ 851                  | \$ 1,391 |

|              | Hurricane Isaac | Hurricane Sandy | Colorado Floods | Total     |
|--------------|-----------------|-----------------|-----------------|-----------|
| Allocations  | \$ 802          | \$ 22,184       | \$ 667          | \$ 23,653 |
| Obligations  | \$ 802          | \$ 22,171       | \$ 667          | \$ 23,640 |
| Expenditures | \$ 764          | \$ 17,299       | \$ 598          | \$ 18,661 |

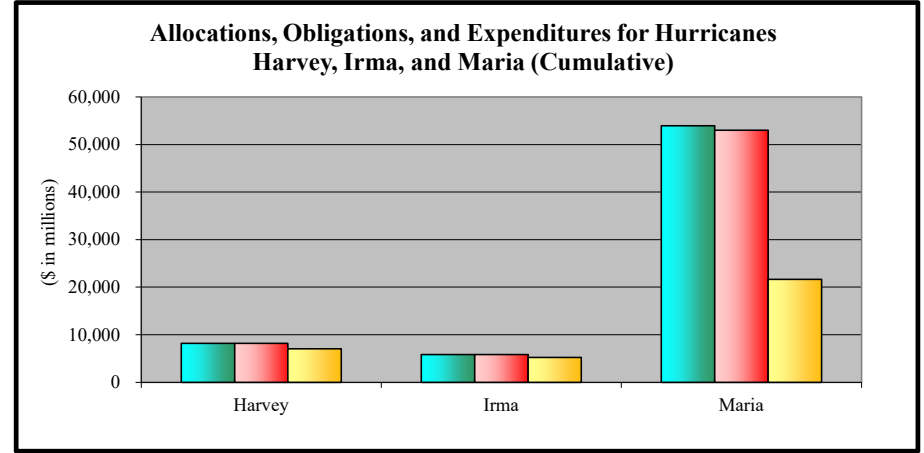
Source of financial information is IFMIS.  
Total obligations include prior-year deobligations.



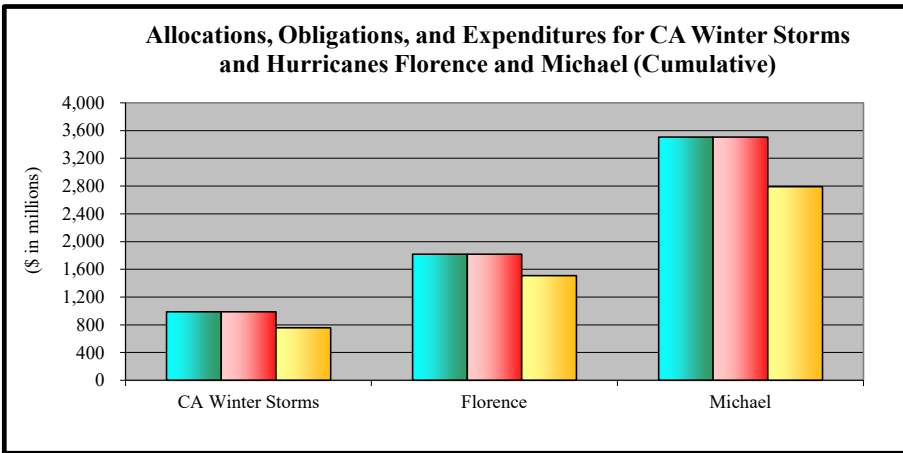
as of February 29, 2024



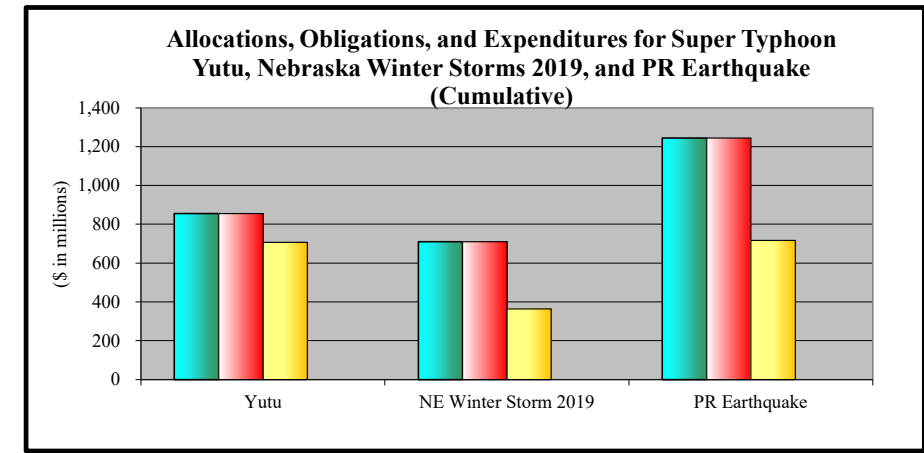
|              | WV Floods | LA Floods | Matthew  | Total    |
|--------------|-----------|-----------|----------|----------|
| Allocations  | \$ 634    | \$ 2,756  | \$ 1,788 | \$ 5,178 |
| Obligations  | 634       | 2,756     | 1,785    | 5,175    |
| Expenditures | \$ 455    | \$ 2,595  | \$ 1,581 | \$ 4,631 |



|              | Harvey   | Irma     | Maria     | Total     |
|--------------|----------|----------|-----------|-----------|
| Allocations  | \$ 8,191 | \$ 5,862 | \$ 53,985 | \$ 68,038 |
| Obligations  | 8,191    | 5,862    | 53,046    | 67,099    |
| Expenditures | \$ 7,057 | \$ 5,216 | \$ 21,695 | \$ 33,968 |



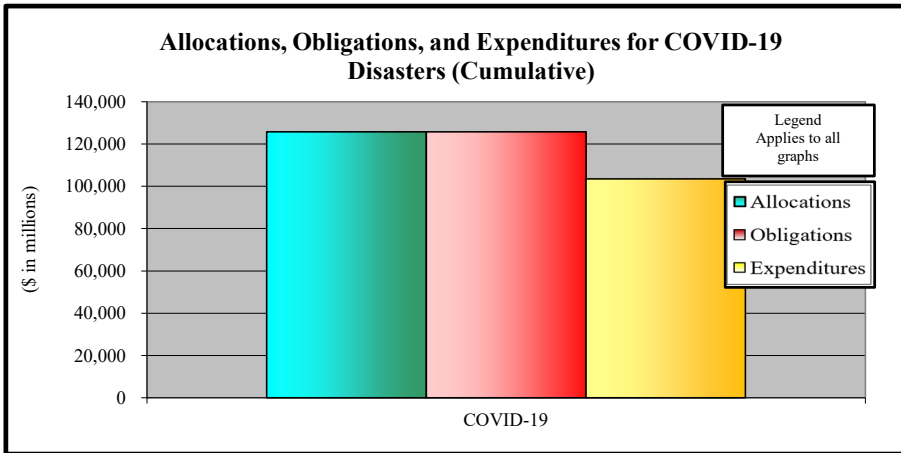
|              | CA Winter Storms | Florence | Michael  | Total    |
|--------------|------------------|----------|----------|----------|
| Allocations  | \$ 990           | \$ 1,821 | \$ 3,510 | \$ 6,321 |
| Obligations  | 990              | 1,820    | 3,510    | 6,320    |
| Expenditures | \$ 759           | \$ 1,511 | \$ 2,795 | \$ 5,065 |



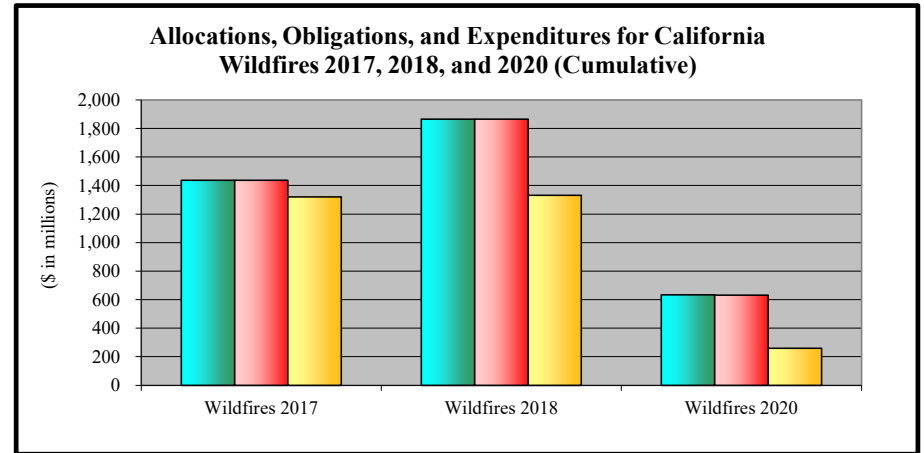
|              | Yutu   | NE Winter Storm 2019 | PR Earthquake | Total    |
|--------------|--------|----------------------|---------------|----------|
| Allocations  | \$ 856 | \$ 710               | \$ 1,245      | \$ 2,811 |
| Obligations  | 856    | 710                  | 1,245         | 2,811    |
| Expenditures | \$ 708 | \$ 365               | \$ 718        | \$ 1,791 |

Source of financial information is IFMIS.  
Total obligations include prior-year deobligations.

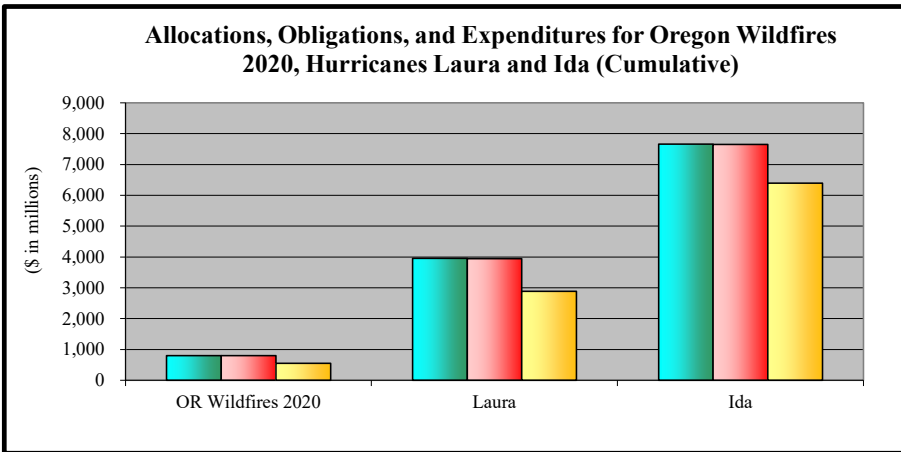
as of February 29, 2024



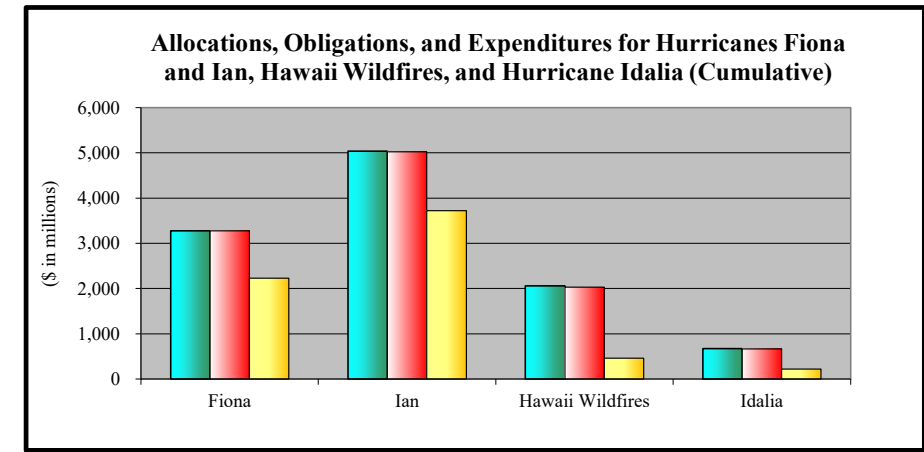
|              | COVID-19   | Total      |
|--------------|------------|------------|
| Allocations  |            |            |
| Obligations  | 125,843    | 125,843    |
| Expenditures | \$ 103,554 | \$ 103,554 |



|              | Wildfires 2017 | Wildfires 2018 | Wildfires 2020 | Total    |
|--------------|----------------|----------------|----------------|----------|
| Allocations  |                |                |                |          |
| Obligations  | 1,437          | 1,867          | 633            | 3,937    |
| Expenditures | \$ 1,322       | \$ 1,332       | \$ 261         | \$ 2,915 |



|              | OR Wildfires 2020 | Laura    | Ida      | Total    |
|--------------|-------------------|----------|----------|----------|
| Allocations  |                   |          |          |          |
| Obligations  | 803               | 3,946    | 7,660    | 12,409   |
| Expenditures | \$ 550            | \$ 2,889 | \$ 6,396 | \$ 9,835 |

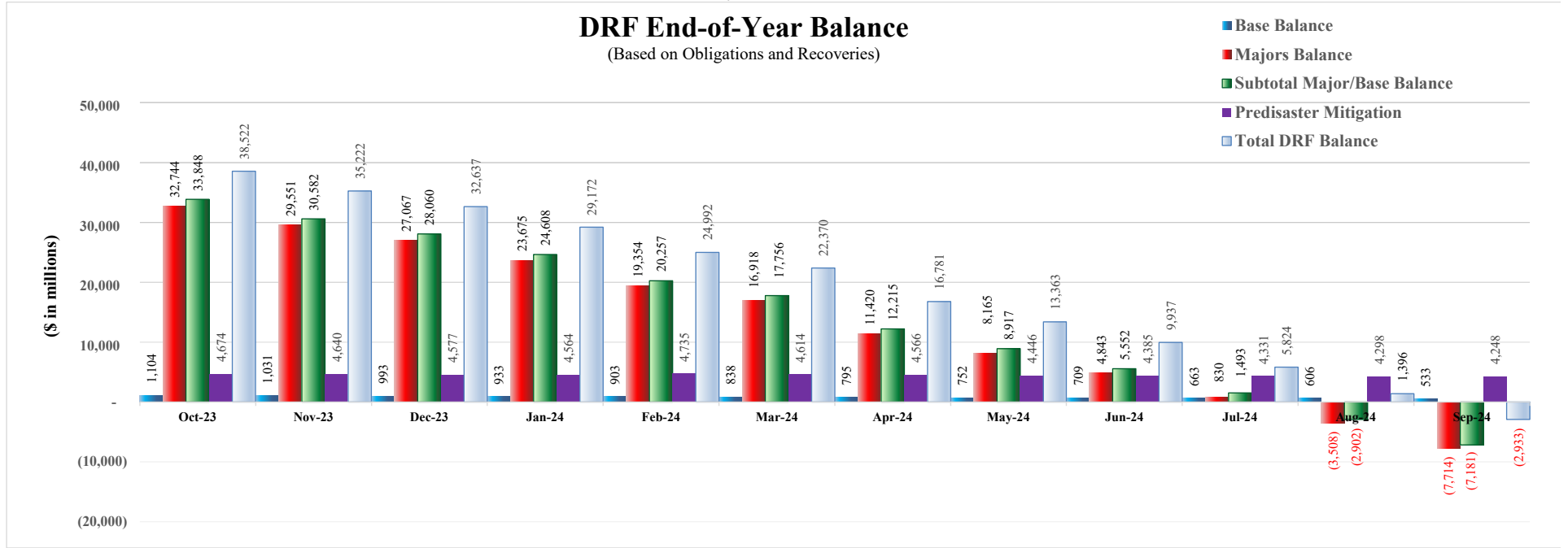


|              | Fiona    | Ian      | Hawaii Wildfires | Idalia | Total    |
|--------------|----------|----------|------------------|--------|----------|
| Allocations  |          |          |                  |        |          |
| Obligations  | 3,275    | 5,027    | 2,037            | 670    | 11,009   |
| Expenditures | \$ 2,230 | \$ 3,722 | \$ 463           | \$ 224 | \$ 6,639 |

Source of financial information is IFMIS.  
Total obligations include prior-year deobligations.

**APPENDIX E: Fund Exhaustion Date**

as of February 29, 2024



| DRF End-of-Month Balance    | Oct-23    | Nov-23    | Dec-23    | Jan-24    | Feb-24    | Mar-24    | Apr-24    | May-24    | Jun-24   | Jul-24   | Aug-24   | Sep-24     |
|-----------------------------|-----------|-----------|-----------|-----------|-----------|-----------|-----------|-----------|----------|----------|----------|------------|
| Base Balance                | \$ 1,104  | \$ 1,031  | \$ 993    | \$ 933    | \$ 903    | \$ 838    | \$ 795    | \$ 752    | \$ 709   | \$ 663   | \$ 606   | \$ 533     |
| Majors Balance              | 32,744    | 29,551    | 27,067    | 23,675    | 19,354    | 16,918    | 11,420    | 8,165     | 4,843    | 830      | (3,508)  | (7,714)    |
| Subtotal Major/Base Balance | 33,848    | 30,582    | 28,060    | 24,608    | 20,257    | 17,756    | 12,215    | 8,917     | 5,552    | 1,493    | (2,902)  | (7,181)    |
| Predisaster Mitigation      | 4,674     | 4,640     | 4,577     | 4,564     | 4,735     | 4,614     | 4,566     | 4,446     | 4,385    | 4,331    | 4,298    | 4,248      |
| Total DRF Balance           | \$ 38,522 | \$ 35,222 | \$ 32,637 | \$ 29,172 | \$ 24,992 | \$ 22,370 | \$ 16,781 | \$ 13,363 | \$ 9,937 | \$ 5,824 | \$ 1,396 | \$ (2,933) |

APPENDIX F: FY 2024 DRF Bridge Table

FY 2024 DRF Bridge Table

| Event  | FY 2024 Total Obligations (\$ in millions) |                            |                             |                      |                         | Changes from Baseline   |  | Month-to-Month Change |
|--|--|----------------------------|-----------------------------|----------------------|-------------------------|---|--|-----------------------|
|  | Baseline                                   | Current Month as of Jan-24 | Previous Month as of Dec-23 | Change from Baseline | Change from Prior Month | Cause/Reason  | Cause/Reason   |                       |
| <b>DRF Base Activities</b>                           |  |                            |                             |                      |                         |   |  |                       |
| Emergencies  | \$ 115                                     | \$ 115                     | \$ 115                      | \$ -                 | \$ -                    | No adjustments at this time.  | No adjustments at this time.   |                       |
| Fire Management                                      | 172  | 172                        | 172                         | -                    | -                       | No adjustments at this time.  | No adjustments at this time.   |                       |
| Surge  | 69   | 69                         | 69                          | -                    | -                       | No adjustments at this time.  | No adjustments at this time.   |                       |
| <b>Disaster Support &amp; Other Activities Total</b> | <b>461</b>                                 | <b>461</b>                 | <b>461</b>                  | <b>-</b>             | <b>-</b>                |   |  |                       |
| DRS  | 429  | 429                        | 429                         | -                    | -                       |   |  |                       |
| Other Activities                                     | 32   | 32                         | 32                          | -                    | -                       | No adjustments at this time.  | No adjustments at this time.   |                       |
| <b>Base Subtotal</b>                                 | <b>817</b>                                 | <b>817</b>                 | <b>817</b>                  | <b>-</b>             | <b>-</b>                |   |  |                       |
| <b>DRF DR Activities</b>                             |  |                            |                             |                      |                         |   |  |                       |
| Average Monthly Major DR Activity (Non-Cat.)         | 3,196                                      | 3,196                      | 3,196                       | -                    | -                       | No adjustments at this time.  | No adjustments at this time.   |                       |
| Katrina Rita Wilma                                   | 114  | 116                        | 117                         | 2                    | (1)                     | Public Assistance: (\$2M) net decrease due to revised cost estimates for building repairs in 1603 LA; (\$2M) decrease due to revised cost estimate for an airport project in 1607 LA. Hazard Mitigation: \$6M increase due to revised cost estimates for drainage projects in 1603 LA.  | Public Assistance: (\$2M) net decrease due to revised cost estimates for building repairs in 1603 LA. Other activity: \$1M.  |                       |
| Gustav   | 3  | 3                          | 3                           | -                    | -                       | No adjustments at this time.  | No adjustments at this time.   |                       |
| Ike  | 5  | 6                          | 6                           | 1                    | -                       | Public Assistance: \$2M net increase primarily due to new costs versions realized from insurance reviews and project cost adjustments in 1791 TX. Administration: \$1M increase due to the renewal of technical assistance contract in 1791 TX. Other Activity: (\$2M).   | No adjustments at this time.   |                       |
| TN Floods  | 4  | 4                          | 4                           | -                    | -                       | No adjustments at this time.  | No adjustments at this time.   |                       |
| Irene  | 2  | 2                          | 2                           | -                    | -                       | No adjustments at this time.  | No adjustments at this time.   |                       |
| Lee  | 1  | -                          | -                           | (1)                  | -                       | Administration: (\$1M) decrease due to adjustments to staffing estimates to align with actual costs.  | No adjustments at this time.   |                       |
| Isaac  | 3  | 3                          | 3                           | -                    | -                       | No adjustments at this time.  | No adjustments at this time.   |                       |
| Sandy  | 432  | 430                        | 431                         | (2)                  | (1)                     | Public Assistance: \$6M net increase due to the accelerated review of a building repair project and revised cost estimates in 4085 NY; (\$1M) decrease primarily due to revised cost estimates in 4086 NJ. Hazard Mitigation: \$2M increase due to the accelerated review of a phased tide gate project in 4085 NY. Administration: (\$8M) net decrease due to revised cost estimate of a technical assistance contract and adjustments to staffing estimates to align with actual costs in 4085 NY. Other Activity: (\$1M).                  | Public Assistance: (\$1M) net decrease primarily due to the revised cost estimate of a airport repair project.   |                       |
| 2013 Colorado Flood                                  | 1  | 18                         | 17                          | 17                   | 1                       | Activity in 4145 CO: Public Assistance: \$17M net increase primarily due to accelerated review of a road repair project and revised costs estimate for a building repair project.   | Activity in 4145 CO: Public Assistance: \$1M increase due several new project cost versions.   |                       |
| WV Floods 4273                                       | 15   | 30                         | 28                          | 15                   | 2                       | Activity in 4273 WV: Public Assistance: \$16M increase primarily due to a new school relocation projected. Other Activity: (\$1M).  | Activity in 4273 WV: Public Assistance: \$2M increase due to revised cost estimates for trail and building repair projects.  |                       |
| LA Floods 4277                                       | 4  | 11                         | 11                          | 7                    | -                       | Activity in 4277 LA: Hazard Mitigation: \$7M increase due to new phased pump station and drainage projects.   | No adjustments at this time.   |                       |
| Matthew  | 46   | 43                         | 43                          | (3)                  | -                       | Public Assistance: (\$2M) decrease due to delayed park projects and revised project cost estimates in 4283 FL; \$1M net increase primarily due to a new cost version of a dam project clossout in 4285 NC. Hazard Mitigation: (\$2M) decrease due to the withdrawal of phased drainage project in 4283 FL; \$1M increase due to a new management costs project in 4285 NC; (\$2M) net decrease primarily due to revised cost estimates for a safe room project and withdrawal of a flood protection project in 4286 SC. Other Activity: \$1M. | No adjustments at this time.   |                       |
| CA Winter Storms                                     | 60   | 81                         | 65                          | 21                   | 16                      | Activity in 4308 CA: Public Assistance: \$18M increase primarily due to the accelerated review of building, road and park repair and debris removal projects. Hazard Mitigation: \$2M increase due to the accelerated review of erosion control and drainage projects. Administration: \$1M increase due to adjustments to staffing estimates to align with actual costs.   | Activity in 4308 CA: Public Assistance: \$13M net increase due to the accelerated review of building and road repair projects. Hazard Mitigation: \$2M increase due to the accelerated review of erosion control and drainage projects. Administration: \$1M increase due to adjustments to staffing estimates to align with actual costs. |                       |
| Harvey   | 135  | 131                        | 136                         | (4)                  | (5)                     | Public Assistance: \$4M net increase primarily due to revised cost estimates and accelerated review of water control repair projects in 4332 TX. Hazard Mitigation: (\$9M) net decrease due to delays in phased stormwater detention basin repair projects and the revised cost estimate of an acquisition project in 4332 TX. Administration: \$3M net increase due to adjustments to staffing estimates to align with actual costs in 4332 TX. Other Activity: (\$2M).  | Public Assistance: \$2M net increase due to a new cost version of a flood control project and a revised cost estimate of a low line area repair project in 4332 TX. Hazard Mitigation: (\$6M) net decrease due to delays in phased stormwater detention basin repair projects in 4332 TX. Other Activity: (\$1M).                          |                       |

|                                   |        |        |        |         |         |  |   |
|-----------------------------------|--------|--------|--------|---------|---------|--|---|
| <b>Irma</b>                       | 170    | 199    | 199    | 29      | -       | Public Assistance: \$2M increase in 4337 FL and (\$1M) decrease in 4336 PR primarily due to revised cost estimates. Hazard Mitigation: \$26M increase primarily due to revised cost estimates for wastewater project and the accelerated review of drainage and seawall projects in 4337 FL; \$2M increase due to revised cost estimate of a fire station retrofit project in 4335 VI. Operations: \$1M increase due to a revised cost estimate for an urban search and rescue mission assignment in 4336 PR. Administration: (\$1M) decrease due to adjustments to staffing estimates to align with actual costs in 4337 FL.  | No adjustments at this time.  |
| <b>Maria</b>                      | 9,113  | 10,255 | 9,498  | 1,142   | 757     | Public Assistance: \$1,188M net increase primarily due to cost share adjustments and the accelerated review of education, generator and health care projects in 4340 VI; (\$31M) net decrease primarily due to discontinued education and power grid projects and revised cost estimates in 4339 PR. Hazard Mitigation: \$7M net increase primarily due to new drainage projects, the accelerated review of generators projects and revised project cost estimates in 4340 VI; (\$1M) net decrease primarily due to delayed hospitals projects in 4339 PR. Administration: (\$5M) net decrease primarily due to revised technical assistance contract cost estimates and adjustments to staffing estimates to align with actual costs in 4339 PR; (\$11M) net decrease primarily due to revised technical assistance contract cost estimates in 4340 VI. Other Activity: (\$5M). | Public Assistance: \$753M net increase primarily due to the new cost share adjustments and the accelerated review of school building and generator repair projects in 4340 VI. Hazard Mitigation: \$1M increase due to a new generator project in 4339 PR. Administration: \$3M increase due to adjustments to staffing estimates to align with actual costs in 4339 PR; \$1M increase primarily due to adjustments to staffing estimates to align with actual costs in 4340 VI. Other Activity: (\$1M).  |
| <b>CA Wildfires 2017</b>          | 33     | 48     | 48     | 15      | -       | Activity in 4344 CA: Public Assistance: \$10M net increase primarily due to the accelerated review of roads and emergency protective measures projects. Hazard Mitigation: \$4M net increase primarily due to new flood pumping station and radar flood warning system projects. Other Activity: \$1M.   | No adjustments at this time.  |
| <b>Florence</b>                   | 39     | 34     | 36     | (5)     | (2)     | Public Assistance: (\$20M) net decrease primarily due to revised cost estimates for management costs in 4394 SC; \$15M net increase primarily due to the accelerated review of a building repair project and the revised cost estimate of a dune repair project in 4393 NC. Hazard Mitigation: (\$3M) decrease due to the revised cost estimate of a residential elevation project in 4393 NC; \$1M increase due to the accelerated review of a surface water intake improvement project in 4394 SC. Operations: \$1M due to revised cost estimate for urban search and rescue in 4393 NC. Other Activity: \$1M.   | Hazard Mitigation: (\$3M) decrease due to the revised cost estimate of a residential elevation project in 4393 NC; \$1M increase due to the accelerated review of a surface water intake improvement project in 4394 SC.  |
| <b>Michael</b>                    | 153    | 297    | 296    | 144     | 1       | Public Assistance: \$142M net increase primarily due to a new management cost project and revised project cost estimates in 4399 FL; \$3M increase due to revised project cost estimates in 4411 VA. Hazard Mitigation: \$2M increase primarily due to new phased generator projects in 4399 FL; (\$1M) decrease due to discontinued cost versions of drainage improvement projects in 4411 VA. Administration: (\$3M) decrease due to revised cost estimates for technical assistance contracts in 4399 FL. Other Activity: \$1M.   | Public Assistance: \$1M net increase primarily due to the accelerated review of emergency loan financing cost projects in 4399 FL. Hazard Mitigation: \$1M increase primarily due to new phased generator projects in 4399 FL; Administration: (\$2M) net decrease due to revised cost estimate for a technical assistance contract in 4399 FL. Other Activity: \$1M.   |
| <b>Yutu 4404</b>                  | 25     | 25     | 25     | -       | -       | Activity in 4404 MP: Public Assistance: \$2M increase due to revised cost estimate for an emergency protective measures project. Hazard Mitigation: (\$1M) decrease primarily due to revised cost estimate of a power project. Other Activity: (\$1M).   | No adjustments at this time.  |
| <b>CA Wildfires 2018</b>          | 701    | 758    | 758    | 57      | -       | Activity in 4407 CA: Public Assistance: \$28M net increase primarily due to the accelerated review of base camp, management costs, and debris removal projects. Hazard Mitigation: \$30M net increase primarily due to new water control and tree removal projects. Other Activity: (\$1M).  | No adjustments at this time.  |
| <b>Nebraska Winter Storm 2019</b> | 11     | 12     | 12     | 1       | -       | Activity in 4420: Hazard Mitigation: \$1M increase due to a new drainage project and revised project cost estimates.   | No adjustments at this time.  |
| <b>PR Earthquakes 4473</b>        | 84     | 95     | 96     | 11      | (1)     | Activity in 4473 PR: Public Assistance: \$12M increase due to accelerated review of demolition, emergency protective measures, building repair, and management costs projects. Hazard Mitigation: \$1M increase primarily due to new drainage projects and revised project cost estimates. Administration: (\$2M) decrease due to revised cost estimates for technical assistance contracts.   | Activity in 4473 PR: Public Assistance: (\$1M) net decrease due to revised cost estimate for a museum repair project.   |
| <b>COVID-19</b>                   | 26,826 | 25,106 | 26,153 | (1,720) | (1,047) | Activity in COVID-19 Disasters: Public Assistance: (\$1,598M) net decrease primarily due to revised projections and project delays for vaccine testing, supplies, operations, non-congregate sheltering, PPE supplies, contract labor, and management costs. Hazard Mitigation: (\$66M) net decrease primarily due to revised cost estimates and delayed projects. Individual Assistance: (\$82M) net decrease primarily due to revised cost estimates for funeral assistance. Operations: (\$3M) decrease primarily due to revised cost estimates for National Guard. Administration: \$25M net increase primarily due to revised cost estimates for technical assistance contract and call center costs. Other Activity: \$4M.   | Activity in COVID-19 Disasters: Public Assistance: (\$1,034M) net decrease primarily due to revised projections and project delays for vaccine testing, supplies, operations, non-congregate sheltering, PPE supplies, contract labor, and management costs. Hazard Mitigation: (\$7M) net decrease primarily due to revised cost estimates, project delays, and project cost adjustments. Individual Assistance: (\$10M) net decrease primarily due to revised cost estimates for funeral assistance. Administration: \$4M net increase primarily due to revised call center costs and adjustments to staffing estimates to align with actual costs. |
| <b>California Wildfires 2020</b>  | 93     | 85     | 84     | (8)     | 1       | Activity in 4558 CA: Public Assistance: (\$10M) net decrease due to a withdrawn debris reduction and technical adjustments. Hazard Mitigation: \$1M net increase due primarily to a new hazardous fuel reduction project. Other Activity: \$1M.  | Activity in 4558 CA: Hazard Mitigation: \$1M net increase due primarily to a new hazardous fuel reduction project.  |

|                              |                  |                  |                  |               |              |  |  |
|------------------------------|------------------|------------------|------------------|---------------|--------------|--|--|
| <b>Laura</b>                 | 475              | 563              | 536              | 88            | 27           | Public Assistance: \$68M net increase primarily due to revised cost estimates, project cost adjustments, and new projects for schools, community centers, generator and emergency protective measures in 4559 LA; \$3M increase due to revised cost estimate of a school repair project and a new dune restoration project in 4572 TX. Hazard Mitigation: \$23M increase due to new stormwater management, elevation and retrofit projects and new cost versions of acquisition projects in 4559 LA; (\$1M) decrease due to delayed generator projects in 4572 TX. Individual Assistance: (\$4M) decrease due to revised cost estimates for mobile homes. Administration: (\$1M) decrease due to adjustments to staffing estimates to align with actual costs in 4559 LA.  | Public Assistance: \$8M net increase due to revised generator and building repair projects in 4559 LA; \$2M net increase due to revised cost estimate of a school repair project in 4572 TX. Hazard Mitigation: \$17M increase due to new stormwater management and elevation projects in 4559-LA.   |
| <b>Oregon Wildfires 2020</b> | 254              | 215              | 234              | (39)          | (19)         | Activity in 4562 OR: Public Assistance: \$7M increase due to revised cost estimates. Hazard Mitigation: (\$47M) net decrease primarily due to delayed seismic and flood mitigation and hazardous fuel reduction projects and revised cost estimates for radio infrastructure and seismic resiliency projects. Administration: \$2M increase primarily due to adjustments to staffing estimates to align with actual costs. Other Activity: (\$1M).   | Activity in 4562 OR: Hazard Mitigation: (\$19M) net decrease due to delayed seismic and flood mitigation and hazardous fuel reduction projects.  |
| <b>Ida</b>                   | 1,406            | 1,567            | 1,546            | 161           | 21           | Public Assistance: \$168M net increase in 4611 LA; (\$11M) net decrease in 4614 NJ; \$1M net increase in 4615 NY; \$4M net increase in 4618 PA; \$2M net increase in 4629 CT primarily due to revised cost estimates, new, and accelerated projects. Hazard Mitigation: (\$1M) net decrease due to revised project cost estimates in 4611 LA; (\$1M) net decrease due to revised cost estimate for a streambank stabilization project in 4614 NJ; \$9M net increase due to a new flood mitigation, drainage analysis and dam safety rehabilitation projects in 4615 NY; (\$1M) net decrease primarily due to revised project cost estimates in 4618 PA. Individual Assistance: (\$19M) net decrease primarily due to revised housing costs in 4611 LA. Administration: \$12M net increase primarily due to due to adjustments to staffing estimates to align with actual costs and cost revisions for facilities and technical assistance contracts in 4611 LA; \$3M increase due to adjustments to revised technical assistance contract estimates and adjustments to staffing estimates to align with actual costs in 4615 NY; (\$2M) net decrease primarily due to adjustments to staffing estimates to align with actual costs in 4618 PA. Other Activity: (\$3M). | Public Assistance: \$12M net increase due to the accelerated review of a building repair project and the revised cost estimates of a floodgate rehabilitation project in 4611 LA. Hazard Mitigation: \$1M net increase due to a new stormwater management plan project in 4611 LA; \$5M net increase due to new drainage analysis and dam safety rehabilitation projects in 4615 NY. Individual Assistance: (\$1M) decrease due to revised cost estimates for pad and direct leases in 4611 LA. Administration: \$5M increase due to adjustments to staffing estimates to align with actual costs in 4611 LA; (\$1M) decrease due to adjustments to staffing estimates to align with actual costs in 4618 PA.                          |
| <b>Fiona</b>                 | 1,182            | 1,224            | 1,224            | 42            | -            | Activity in 4671 PR: Public Assistance: \$40M net increase primarily due to revised project cost estimates, new, and accelerated project reviews. Individual Assistance: (\$4M) net decrease primarily due to revised housing and disaster unemployment estimates. Administration: \$6M net increase primarily due to a building lease extension, revised fleet vehicle cost estimates and adjustments to staffing estimates to align with actual costs.   | No adjustments at this time.   |
| <b>Ian</b>                   | 2,008            | 2,078            | 2,077            | 70            | 1            | Public Assistance: \$42M net increase primarily due to new projects, revised project cost estimates and the accelerated review of projects in 4673 FL. Hazard Mitigation: \$2M net increase due to new generator projects in 4673 FL. Individual Assistance: (\$19M) net decrease primarily due to revised cost estimates for disaster housing assistance in 4673 FL. Administration: \$44M net increase primarily due to new technical assistance contracts and adjustments to facility costs and staffing estimates to align with actual costs in 4673 FL. Other Activity: \$1M.   | Public Assistance: (\$4M) net decrease primarily due to delayed road and substation and utility repair projects in 4673 FL. Hazard Mitigation: \$2M net increase due to new generator projects in 4673 FL. Individual Assistance: (\$8M) net decrease due to revised cost estimate for a multi-lease and repair contract in 4673 FL. Administration: \$10M net increase primarily due to adjustments to staffing estimates to align with actual costs in 4673 FL. Other Activity: \$1M.  |
| <b>Hawaii Wildfires</b>      | 867              | 1,787            | 1,467            | 920           | 320          | Activity in 4724 HI: Public Assistance: \$199 net increase primarily due to new emergency protective measure and school replacement projects and the addition of several other projects. Individual Assistance: \$221M net increase primarily due to revised housing costs. Operations: \$479M increase due to revised debris and group site mission assignments. Administration: \$21M increase primarily due to revised cost estimates for responder lodging and adjustments to staffing estimates to align with actual costs.   | Activity in 4724 HI: Public Assistance: \$130 net increase primarily due to a new emergency protective measure project. Individual Assistance: \$37M net increase primarily due to revised cost estimate for direct leases. Operations: \$141M increase due to revised cost estimates for debris removal and temporary housing mission assignments. Administration: \$12M increase due to revised cost estimates for responder lodging and adjustments to staffing estimates to align with actual costs.   |
| <b>Idalia</b>                | 761              | 795              | 852              | 34            | (57)         | Public Assistance: \$56M net increase primarily due to revised project cost estimates and new debris and emergency protective measures projects in 4734 FL; \$37M increase primarily due to new debris, electrical, roads, schools and management cost projects on the accelerated review of electrical restoration and emergency protective measure projects in 4738 GA. Hazard Mitigation: \$2M increase due to revised management cost estimates in 4734 FL. Individual Assistance: (\$58M) net decrease primarily due to revised disaster housing, other needs assistance and crisis counseling cost estimates in 4734 FL; \$3M net increase due to revised crisis counseling and disaster housing assistance cost estimates in 4738 GA. Operations: (\$1M) decrease due to the extension of a no cost mission assignment in 4734 FL. Administration: (\$23M) net decrease due to adjustments to revised technical assistance contract estimates and adjustments to staffing estimates to align with actual costs in 4734 FL; \$17M net increase primarily due to adjustments to staffing estimates to align with actual costs in 4738 GA. Other Activity: \$1M.   | Public Assistance: (\$45M) net decrease primarily due to unrealized emergency protective measure estimates in 4734 FL; \$7M net increase primarily due to the accelerated review of electrical restoration and emergency protective measure projects and the revised cost estimate of a debris removal project in 4738 GA. Individual Assistance: (\$3M) net decrease primarily due to revised cost estimates for housing and other needs assistance in 4734 FL; (\$3M) net decrease due to revised cost estimates for housing and other needs assistance in 4738 GA. Administration: (\$9M) net decrease in 4734 FL and (\$4M) net decrease in 4738 GA primarily due to adjustments to staffing estimates to align with actual costs. |
| <b>DR Subtotal</b>           | <b>48,222</b>    | <b>49,217</b>    | <b>49,203</b>    | <b>995</b>    | <b>14</b>    |  |  |
| <b>Total</b>                 | <b>\$ 49,039</b> | <b>\$ 50,034</b> | <b>\$ 50,020</b> | <b>\$ 995</b> | <b>\$ 14</b> |  |  |

\*Based on FY2024 spend plan baselines.

**Building Resilient Infrastructure and Communities/Predisaster Mitigation  
History and Fund Status as of February 29, 2024  
(Dollars in Millions)**

| <b>Fiscal Year 2019 (Applications Due by January 31, 2020)</b>  |        |
|---|--------|
|   | Amount |
| 6% Set-Aside Allocation   | \$ 383 |
| Notice of Funding Opportunity (NOFO) Awards to Date from the Allocation   | 250    |
| Administrative and Technical Assistance Obligations   | (209)  |
|   | -      |
| <b>Fiscal Year 2020 (Applications Due by January 29, 2021)</b>  |        |
| 6% Set-Aside Allocation   | 613    |
| NOFO Awards to Date from the Allocation   | 500    |
| Administrative and Technical Assistance Obligations   | (235)  |
|   | (2)    |
| <b>Fiscal Year 2021 (Applications Due by January 28, 2022)</b>  |        |
| 6% Set-Aside  | 321    |
| Additional Set-Aside from COVID-19  | 500    |
| Allocation  | 1,000  |
| NOFO Awards to Date from the Allocation   | (249)  |
| Administrative and Technical Assistance Obligations   | (15)   |
| <b>Fiscal Year 2022 (Applications Due by January 27, 2023) <sup>(1)</sup></b>   |        |
| 6% Set-Aside  | 330    |
| Additional Set-Aside from COVID-19 <sup>(1)</sup>   | 1,792  |
| Infrastructure Investment and Jobs Act <sup>(2)</sup>   | 200    |
| Allocation  | 2,295  |
| NOFO Awards to Date from the Allocation   | (46)   |
| Infrastructure Investment and Jobs Act Transfers <sup>(2)</sup>   | (17)   |
| Administrative and Technical Assistance Obligations   | (19)   |
| <b>Fiscal Year 2023</b>   |        |
| 6% Set-Aside  | 686    |
| Infrastructure Investment and Jobs Act <sup>(2)</sup>   | 200    |
| Allocation  | -      |
| NOFO Awards to Date from the Allocation   | -      |
| Infrastructure Investment and Jobs Act Anticipated Transfers <sup>(2)</sup>   | (1)    |
| Administrative and Technical Assistance Obligations   | (48)   |
| <b>Fiscal Year 2024 (Applications Due by February 29, 2024)</b>   |        |
| 6% Set-Aside  | 362    |
| Infrastructure Investment and Jobs Act <sup>(2)</sup>   | 200    |
| Allocation <sup>(3)</sup>   | 1,000  |
| NOFO Awards to Date from the Allocation   | -      |
| Infrastructure Investment and Jobs Act Anticipated Transfers <sup>(2)</sup>   | (1)    |
| Administrative and Technical Assistance Obligations   | (11)   |
| Note: Set-Aside currently available to fund future NOFOs beyond FY 2023.<br>(6% Set-Asides - Allocations - Administrative Obligations).   | \$ 429 |
| Footnotes:<br>(1) Pursuant to DRRRA (P.L. 115-254). The potential COVID-19 BRIC set aside is \$3.7 billion; of that amount, FEMA has set aside \$2.8 billion with \$866 million remaining.<br>(2) Pursuant to P.L. 117-58, Infrastructure Investment and Jobs Act.<br>(3) On October 12, 2023, FEMA published the funding opportunity for \$1 billion for the FY 2023 BRIC program. |        |