



Homeland  
Security



OFFICE OF SMALL AND DISADVANTAGED BUSINESS UTILIZATION

# Small Business Program Goals & Achievement Fiscal Years 2013 - 2022

DHS is a leader in federal procurement not only in the areas of innovation and industry engagement, but also in providing opportunities to small businesses. The Office of Small and Disadvantaged Business Utilization (OSDBU) is responsible for the management and execution of the DHS small business program to maximize small business prime contracting and subcontracting opportunities. This document provides a 10-year retrospective of DHS's small business prime contracting and subcontracting achievements in relation to our established goals.

#### SMALL BUSINESS

##### Total Small Business (SB) Achievements

[SB Prime Contracting Achievements](#)

[SB Subcontracting Achievements](#)

#### SOCIOECONOMIC CATEGORIES

##### Small Disadvantaged Business (SDB) Achievements\*

[SDB Prime Contracting Achievements](#)

[SDB Subcontracting Achievements](#)

\*SDB Achievements includes 8(a) awards

##### Historically Underutilized Business Zone (HUBZone) Achievements

[HUBZone Prime Contracting Achievements](#)

[HUBZone Subcontracting Achievements](#)

##### Service-Disabled Veteran-Owned Small Business (SDVOSB) Achievements

[SDVOSB Prime Contracting Achievements](#)

[SDVOSB Subcontracting Achievements](#)

##### Women-Owned Small Business (WOSB) Achievements

[WOSB Prime Contracting Achievements](#)

[WOSB Subcontracting Achievements](#)

#### SPENDING SUMMARIES

[Summary of Total Prime Contracting Dollars](#)

[Summary of Subcontracting Dollars](#)

#### SCORECARD

[Department of Homeland Security Small Business Scorecards](#)

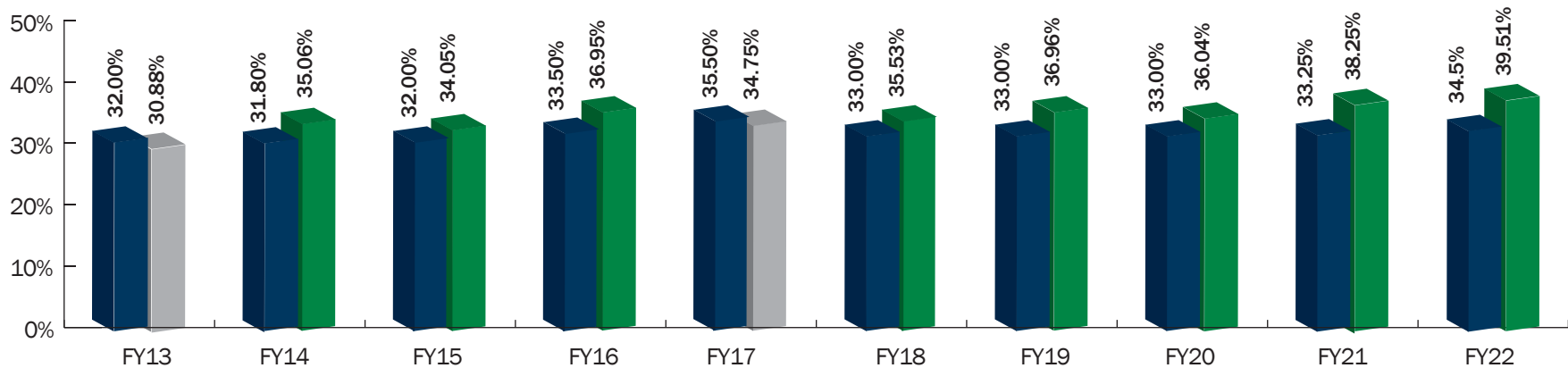
## Total Small Business (SB) Achievements

Since inception, DHS has made a commitment to small business inclusion in our contracting program. To implement the program, OSDBU works closely with the Office of the Chief Procurement Officer, the Heads of Contracting Activities, and the Component Small Business Specialists to ensure there are set-aside opportunities for small businesses.

Each fiscal year, the DHS OSDBU negotiates with the U.S. Small Business Administration (SBA) to establish small business prime contracting and subcontracting goals.

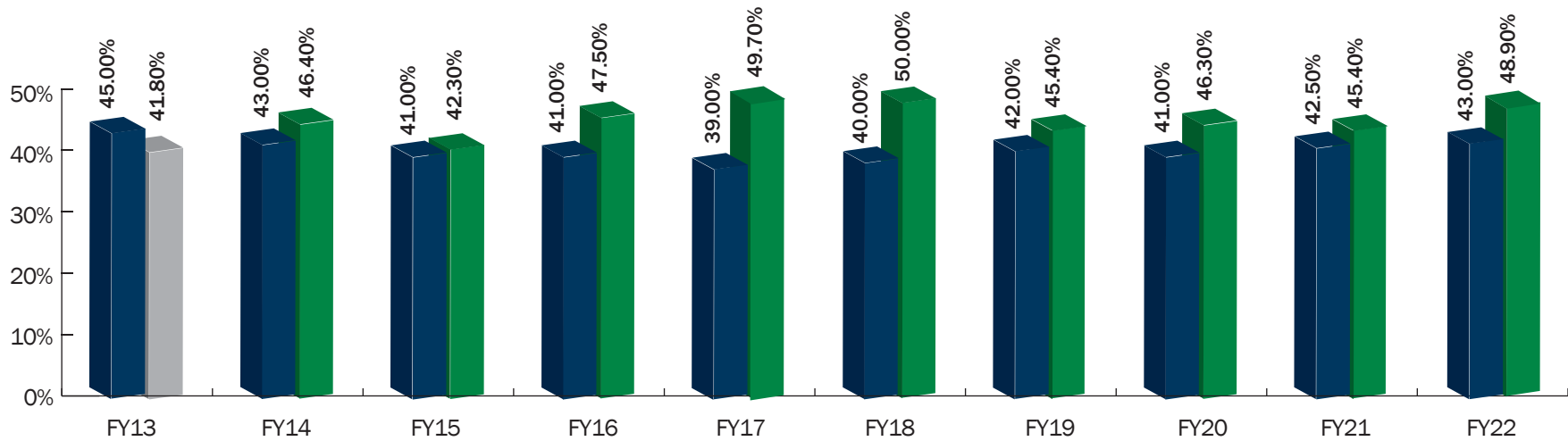
## SB Prime Contracting Achievements

The chart below provides the DHS small business prime contracting goals and achievements for fiscal years (FY) 2013–2022.



### SB Subcontracting Achievements

The chart below provides the SB subcontracting goals and achievements for FY 2013–2022.



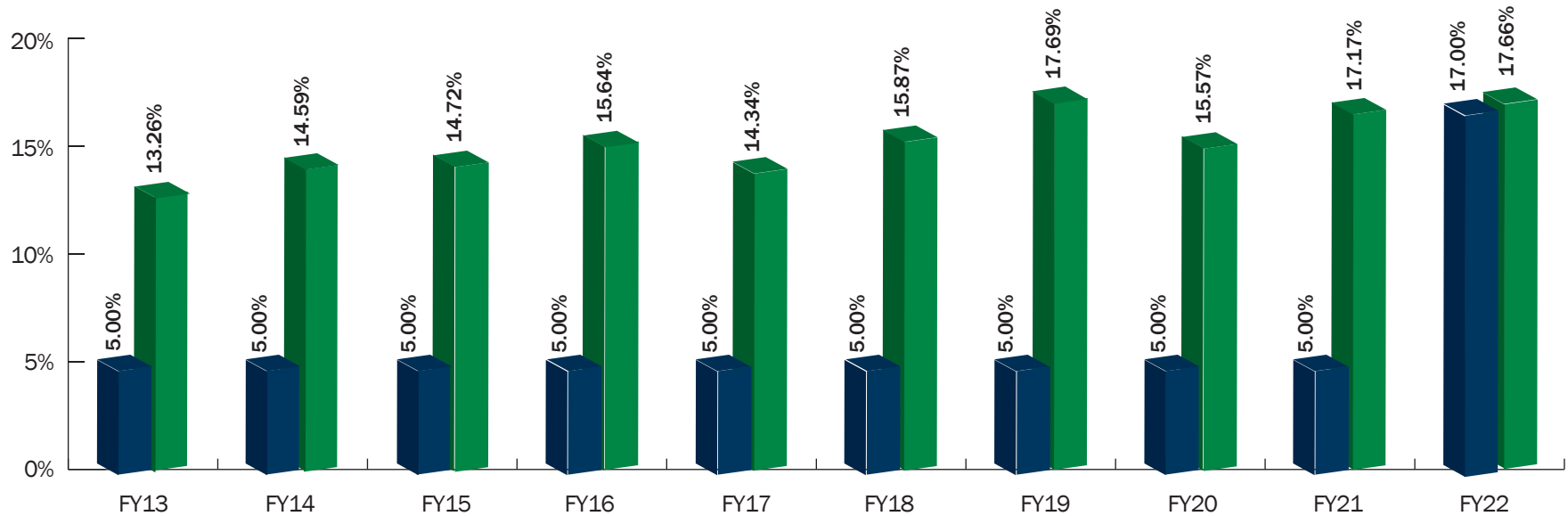
## Small Disadvantaged Business (SDB) Achievements

The Federal Government has a statutory goal to award, at a minimum, 5% of prime contract dollars to small disadvantaged business (SDB) concerns. DHS has exceeded the SDB goal of 5% for FY 2013 through FY 2022.

### SDB Prime Contracting Achievements\*

The chart below provides the SDB prime contracting achievements for FY 2013–2022.

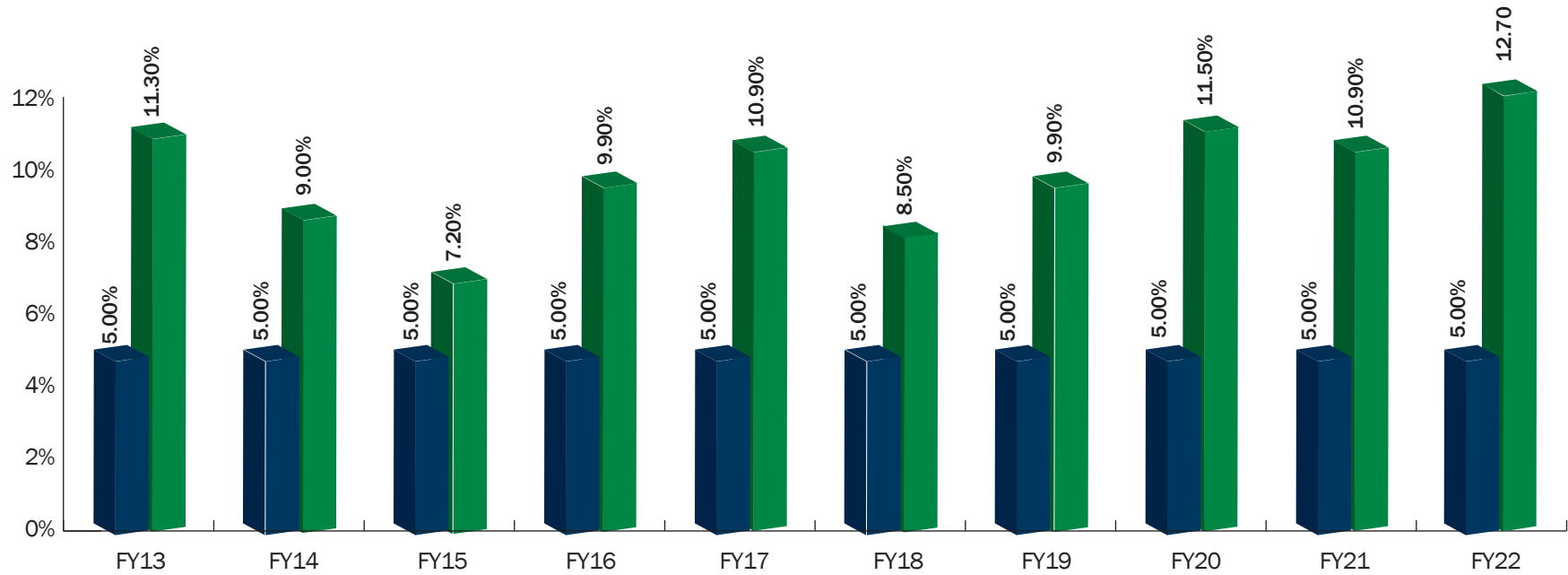
\*SDB Achievements includes 8(a) awards



### SDB Subcontracting Achievements\*

The chart below provides the SDB subcontracting achievements for FY 2013–2022.

\*SDB Achievements includes 8(a) awards



Goal
  Achievement below goal
  Achievement at or above goal

## Historically Underutilized Business Zone (HUBZone) Achievements

The Federal Government has a statutory goal to award, at a minimum, 3% of prime contract dollars to Historically Underutilized Business Zone (HUBZone) small business concerns. DHS has met or exceeded the HUBZone goal of 3% each fiscal year.

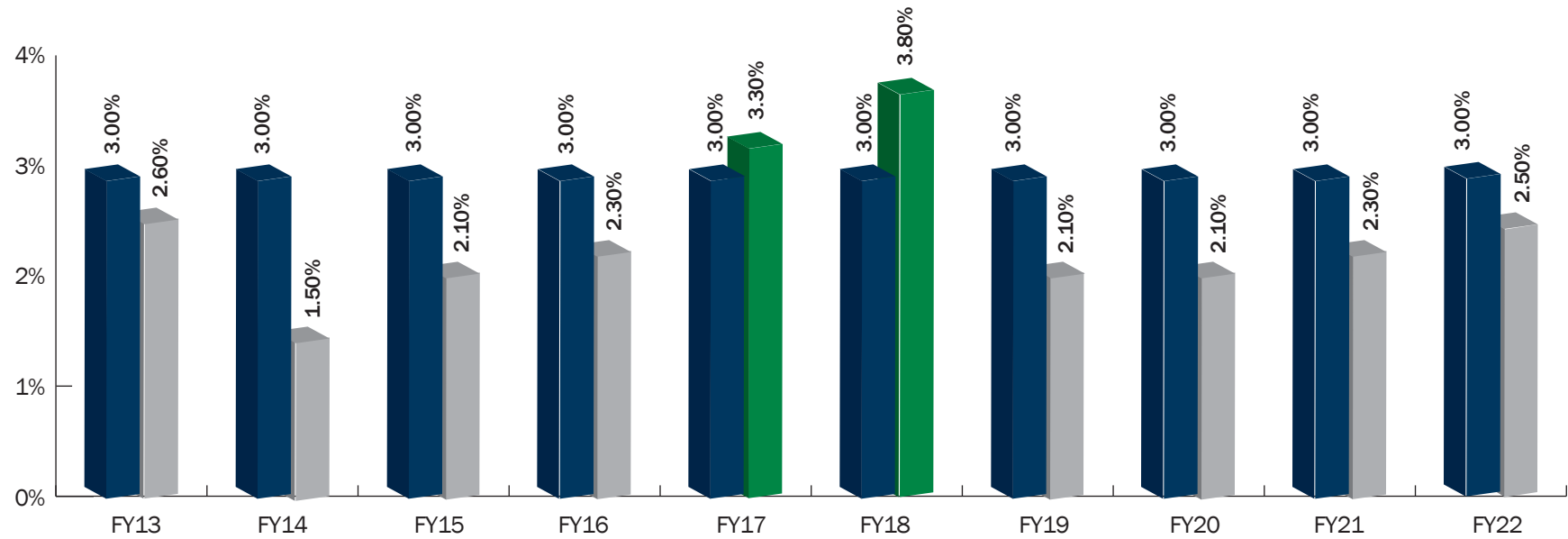
### HUBZone Prime Contracting Achievements

The chart below provides the HUBZone prime contracting achievements for FY 2013–2022.



### HUBZone Subcontracting Achievements

The chart below provides the HUBZone subcontracting achievements for FY 2013–2022.



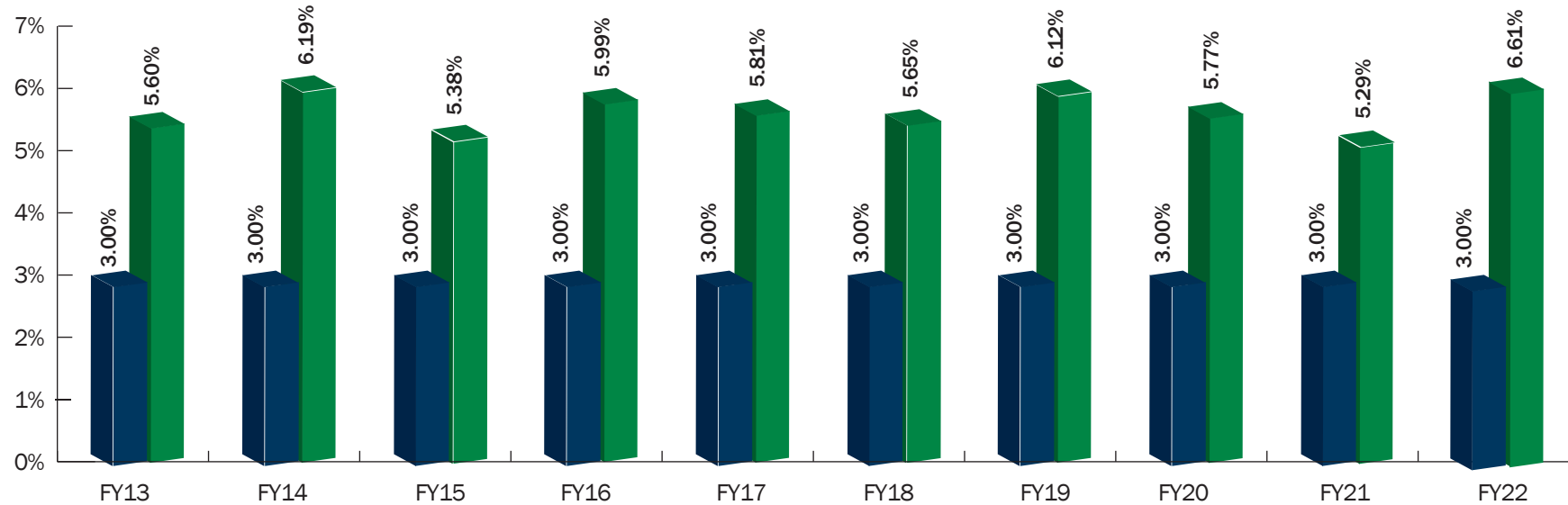


## Service-Disabled Veteran-Owned Small Business (SDVOSB) Achievements

The Federal Government has a statutory goal to award, at a minimum, 3% of prime contract dollars to service-disabled veteran-owned small business (SDVOSB) concerns. DHS exceeded the SDVOSB goal of 3% for the past 10 fiscal years.

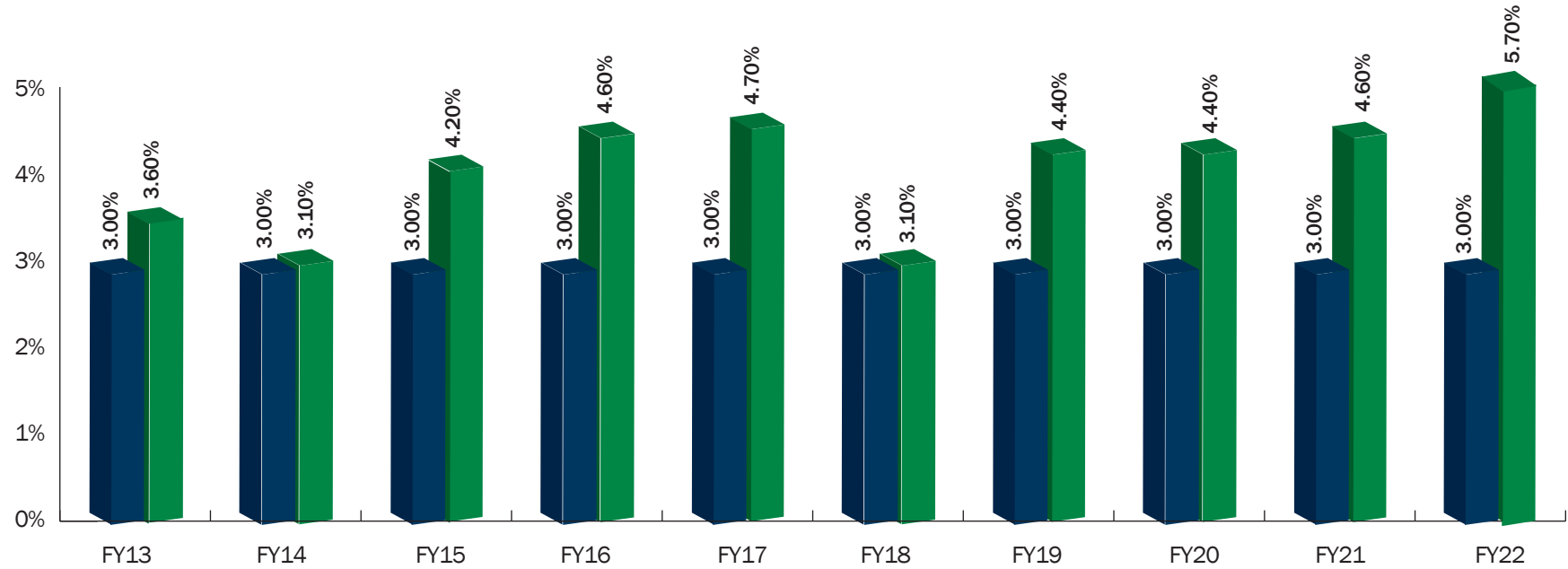
### SDVOSB Prime Contracting Achievements

The chart below provides the SDVOSB prime contracting achievements for FY 2013–2022.



### SDVOSB Subcontracting Achievements

The chart below provides the SDVOSB subcontracting achievements for FY 2013–2022.

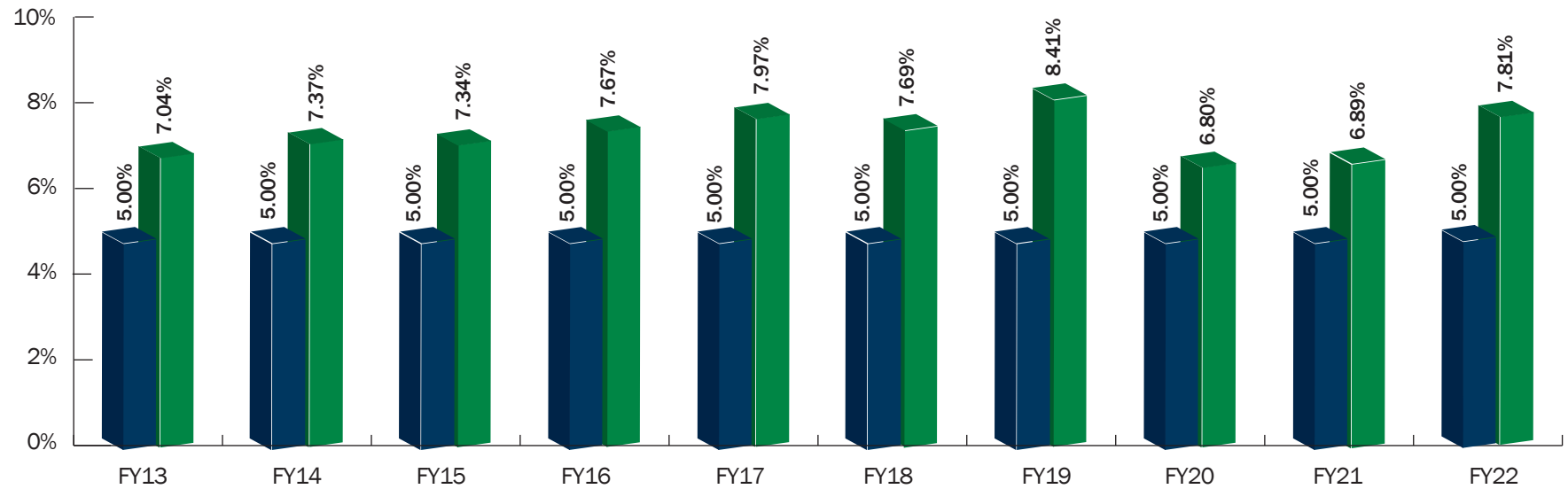


## Women-Owned Small Business (WOSB) Achievements

The Federal Government has a statutory goal to award, at a minimum, 5% of prime contract dollars to women-owned small business (WOSB) concerns. DHS exceeded the WOSB goal of 5% each fiscal year.

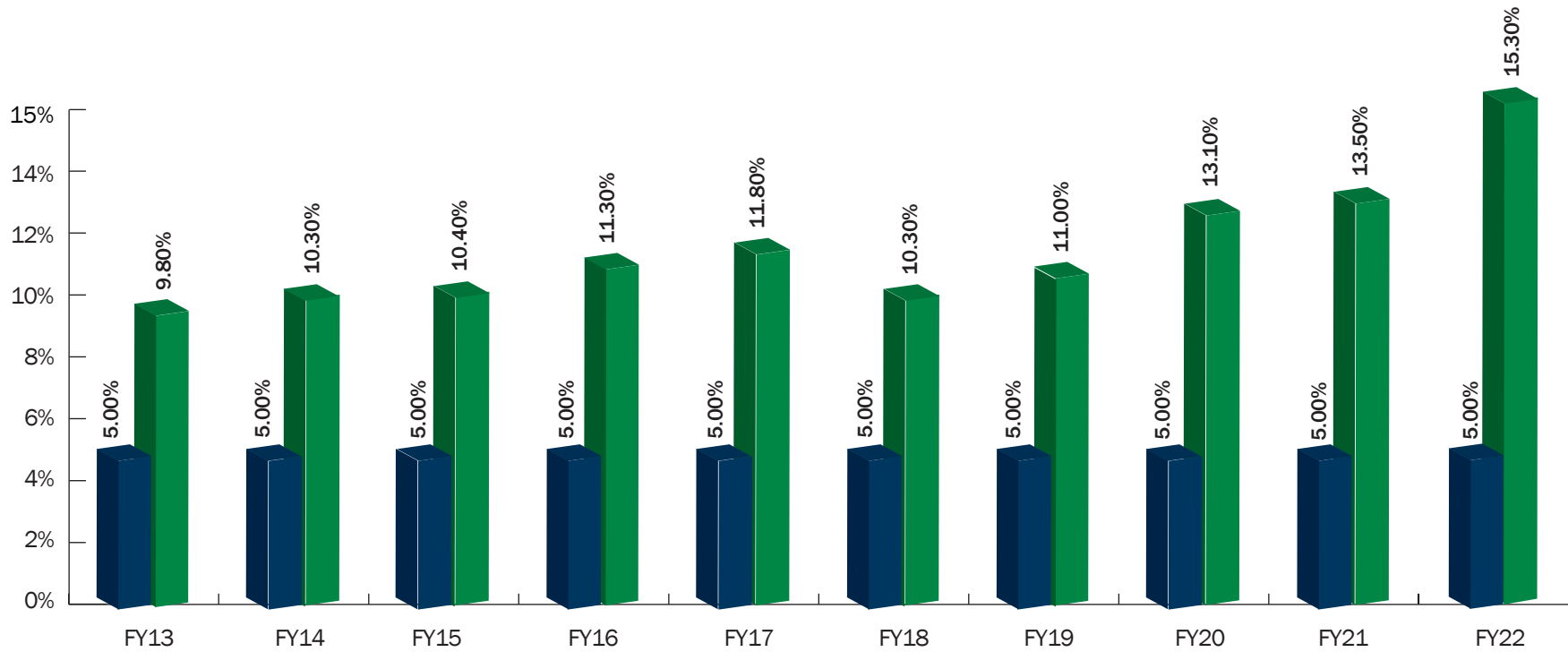
### WOSB Prime Contracting Achievements

The chart below provides the WOSB prime contracting achievements for FY 2013–2022.



### WOSB Subcontracting Achievements

The chart below provides the WOSB subcontracting achievements for FY 2013–2022.



Goal
  Achievement below goal
  Achievement at or above goal

## Total Prime Eligible Dollars (In Billions)

The chart below reflects the DHS small business prime contracting spend for fiscal years 2013–2022.

Fiscal Year	Total Prime Eligible Dollars	SB Dollars	SDB Dollars*	HUBZone Dollars	SDVOSB Dollars	WOSB Dollars
FY 2022	\$22.97	\$9.07	\$4.06	\$1.20	\$1.52	\$1.80
FY 2021	\$20.81	\$7.96	\$3.57	\$1.14	\$1.10	\$1.44
FY 2020	\$21.30	\$7.68	\$3.32	\$0.87	\$1.23	\$1.45
FY 2019	\$18.23	\$6.74	\$3.23	\$0.79	\$1.12	\$1.53
FY 2018	\$18.77	\$6.47	\$2.86	\$0.72	\$1.00	\$1.40
FY 2017	\$16.66	\$5.71	\$2.38	\$0.60	\$0.95	\$1.31
FY 2016	\$14.01	\$5.18	\$2.19	\$0.59	\$0.84	\$1.07
FY 2015	\$13.90	\$4.73	\$2.05	\$0.56	\$0.75	\$1.02
FY 2014	\$13.30	\$4.66	\$1.94	\$0.51	\$0.82	\$0.98
FY 2013	\$12.52	\$3.87	\$1.66	\$0.42	\$0.70	\$0.88

\*Includes 8(a) awards

## Summary of Total Subcontracting Dollars (In Billions)

The chart below reflects the subcontracting dollars obligated by other than small businesses for fiscal years 2013–2022.

Fiscal Year	Total Subcontracting Dollars	SB Subcontracting Dollars	SDB Subcontracting Dollars*	HUBZone Subcontracting Dollars	SDVOSB Subcontracting Dollars	WOSB Subcontracting Dollars
FY 2022	\$2.82	\$1.40	\$0.36	\$0.07	\$0.16	\$0.43
FY 2021	\$2.61	\$1.18	\$0.28	\$0.06	\$0.12	\$0.35
FY 2020	\$2.67	\$1.24	\$0.31	\$0.06	\$0.12	\$0.35
FY 2019	\$3.20	\$1.45	\$0.32	\$0.07	\$0.14	\$0.35
FY 2018	\$3.09	\$1.55	\$0.26	\$0.12	\$0.10	\$0.32
FY 2017	\$2.89	\$1.44	\$0.32	\$0.10	\$0.14	\$0.34
FY 2016	\$2.23	\$1.07	\$0.22	\$0.05	\$0.10	\$0.25
FY 2015	\$2.52	\$1.07	\$0.18	\$0.05	\$0.11	\$0.26
FY 2014	\$2.02	\$0.94	\$0.18	\$0.03	\$0.06	\$0.21
FY 2013	\$2.51	\$1.05	\$0.28	\$0.06	\$0.09	\$0.25

\*Includes 8(a) awards

## Department of Homeland Security Small Business Scorecards

Each fiscal year, federal small business programs receive a letter grade of achievement (Small Business Procurement Scorecard) from the Small Business Administration (SBA). An agency's scorecard grade is determined by a number of factors, which are detailed in [SBA's Contracting Scorecard Grading Methodology](#).

Since SBA implemented a letter grade system for the Small Business Procurement Scorecard in FY 2009, DHS has received a grade of "A" or "A+" 14 years in a row (FY 2009 through FY 2022), the largest federal agency to have such a track record. More significantly, FY 2022 marked the seventh consecutive year the Department achieved a grade of "A+."

- [2022 Scorecard](#)
- [2021 Scorecard](#)
- [2020 Scorecard](#)
- [2019 Scorecard](#)
- [2018 Scorecard](#)
- [2017 Scorecard](#)
- [2016 Scorecard](#)
- [2015 Scorecard](#)
- [2014 Scorecard](#)
- [2013 Scorecard](#)
- [2012 Scorecard](#)