



# Disaster Relief Fund: Monthly Report

Through December 31, 2014

*January 5, 2015*

Fiscal Year 2015 Report to Congress



Homeland  
Security

*Federal Emergency Management Agency*

# Foreword from the Administrator

January 5, 2015

I am pleased to present the following, “Disaster Relief Fund: Monthly Report,” which has been prepared by the Federal Emergency Management Agency (FEMA).

In response to language set forth in the *Consolidated and Further Continuing Appropriations Act, 2015* (H.R. 83), which continues the terms and reporting requirements of the *FY 2014 DHS Appropriations Act* (P.L. 113-76), the report provides details on funding activities for the Disaster Relief Fund through December 31, 2014.

Pursuant to congressional requirements, this report is being provided to the following Members of Congress:

The Honorable John R. Carter  
Chairman, House Appropriations Subcommittee on Homeland Security

The Honorable David E. Price  
Ranking Member, House Appropriations Subcommittee on Homeland Security

The Honorable Mary L. Landrieu  
Chairman, Senate Appropriations Subcommittee on Homeland Security

The Honorable Daniel Coats  
Ranking Member, Senate Appropriations Subcommittee on Homeland Security

Inquiries relating to this report may be directed to me at (202) 646-3900 or to the Department’s Chief Financial Officer, Chip Fulghum, at (202) 447-5751.

Sincerely,



W. Craig Fugate  
Administrator  
Federal Emergency Management Agency





# Disaster Relief Fund: Monthly Report Through December 31, 2014

## Table of Contents

|     |   |    |
|-----|---|----|
| I.  | Legislative Language .....                                | 2  |
| II. | Background .....  | 3  |
|     | Appendix A: Appropriations Summary.....                   | 4  |
|     | Appendix B: DRF Funding Activity.....                     | 5  |
|     | Appendix C: Hurricane Sandy FY 2015 Estimates .....       | 11 |
|     | Appendix D: Allocations, Obligations, & Expenditures..... | 12 |
|     | Appendix E: Estimate of Fund Exhaustion Date.....         | 16 |
|     | Appendix F: DRF Cost Estimation Bridge Table.....         | 17 |

# I. Legislative Language

This document has been compiled pursuant to language set forth in the *Consolidated and Further Continuing Appropriations Act, 2015* (H.R. 83), which continues the terms and reporting requirements of the *FY 2014 DHS Appropriations Act* (P.L. 113-76). The language in P.L. 113-76 states:

*Provided further*, That the Administrator of the Federal Emergency Management Agency shall submit to the Committees on Appropriations of the Senate and the House of Representatives the following reports, including a specific description of the methodology and the source data used in developing such reports:

(2) an estimate or actual amounts, if available, of the following for the current fiscal year shall be submitted not later than the fifth day of each month, and shall be published by the Administrator on the Agency's Web site not later than the fifth day of each month:

(A) a summary of the amount of appropriations made available by source, the transfers executed, the previously allocated funds recovered, and the commitments, allocations, and obligations made;

(B) a table of disaster relief activity delineated by month, including—

(i) the beginning and ending balances;

(ii) the total obligations to include amounts obligated for fire assistance, emergencies, surge, and disaster support activities;

(iii) the obligations for catastrophic events delineated by event and by State; and

(iv) the amount of previously obligated funds that are recovered;

(C) a summary of allocations, obligations, and expenditures for catastrophic events delineated by event;

(D) in addition, for a disaster declaration related to Hurricane Sandy, the cost of the following categories of spending: public assistance, individual assistance, mitigation, administrative, operations, and any other relevant category (including emergency measures and disaster resources); and

(E) the date on which funds appropriated will be exhausted.

This report covers activities through December 31, 2014.

## II. Background

Public Law 113-76 requires that the FEMA Administrator provide a report by the fifth day of each month on the Disaster Relief Fund (DRF) which includes a funding summary, a table delineating the DRF funding activities each month by state and event, a summary of the funding for the catastrophic events, and an estimate of the date on which the funds will be exhausted.

Consequently, the following report elements are included herein:

1. Appendix A is an appropriations summary that includes a synopsis of the amount of appropriations made available by source, the transfers executed, the previously allocated funds recovered, and the commitments, allocations, and obligations.
2. Details on the DRF funding activities delineated by month are presented in Appendix B.
3. Hurricane Sandy FY 2015 estimates by spending categories, per P.L. 113-2, as presented in Appendix C.
4. Funding summaries for the current active catastrophic events including the allocations, obligations, and expenditures are contained in Appendix D.
5. An estimate of the fund exhaustion date, or end of fiscal year balance, is provided in Appendix E.
6. A bridge table which provides explanation for the monthly and baseline change for all activities to include details for catastrophic events is provided in Appendix F.

## APPENDIX A: DRF Appropriations Summary

Department of Homeland Security - Federal Emergency Management Agency  
 Disaster Relief Fund Congressional Monthly Report  
 FY 2015 Activity  
 Through 12/31/2014

Dollars in Millions

|  | <u>Major</u><br><u>Declarations</u> | <u>Base</u>     | <u>Total</u>     | <u>Change Since</u><br><u>Last Report</u> |
|--|-------------------------------------|-----------------|------------------|---|
| <b>FY 2015 Appropriation/CR<sup>(1)</sup></b>    | \$ 5,626                            | \$ 595          | \$ 6,221         | \$ -                                      |
| Prior Years Deobligations (Recoveries)           | 99                                  | 104             | 203              | 47  |
| Prior Years Carryover                            | 4,968                               | 2,010           | 6,978            | -   |
| <b>FY 2015 Authority Available<sup>(2)</sup></b> | <u>10,693</u>                       | <u>2,709</u>    | <u>13,402</u>    | <u>47</u>                                 |
| Less: Total Obligations                          | <u>2,008</u>                        | <u>88</u>       | <u>2,096</u>     | <u>510</u>                                |
| <b>Unobligated Balance</b>                       | <u>8,685</u>                        | <u>2,621</u>    | <u>11,306</u>    | <u>(463)</u>                              |
| Less: Unobligated Commitments                    | <u>3</u>                            | <u>12</u>       | <u>15</u>        | <u>(9)</u>                                |
| <b>Unobligated/Uncommitted Balance</b>           | <u>8,682</u>                        | <u>2,609</u>    | <u>11,291</u>    | <u>(454)</u>                              |
|  |                                     |                 |                  | -   |
| Less: Allocations not Obligated/Committed        | <u>11</u>                           | <u>40</u>       | <u>51</u>        | <u>(29)</u>                               |
| <b>Authority Available - Unallocated</b>         | <u>\$ 8,671</u>                     | <u>\$ 2,569</u> | <u>\$ 11,240</u> | <u>\$ -</u><br><u>\$ (425)</u>            |

**NOTES:**

(1) Reflects full funding under current CR (H.R. 83), which continues the terms and reporting requirements of FY 2014 DHS Appropriations Act (P.L. 113-76). Current apportionment includes the actual FY 2014 carryover amount (\$6,978M).

(2) Transfer authority into the Base is capped at 10% of Base Appropriation.

Source of financial information is the Integrated Financial Management Information System (IFMIS)

**APPENDIX B: DRF Funding Activity (Summary)**

**Disaster Relief Fund Monthly Obligations FY2015**  
**Appropriation Funding, Catastrophic and Non-Catastrophic Spending, and Recoveries**  
**(\$ in millions)**  
**Through 12/31/2014**

|  | <u>Oct-14</u>    | <u>Nov-14</u>    | <u>Dec-14</u>    | <u>Jan-15</u>    | <u>Feb-15</u>    | <u>Mar-15</u>    | <u>Apr-15</u>    | <u>May-15</u>    | <u>Jun-15</u>    | <u>Jul-15</u>    | <u>Aug-15</u>    | <u>Sep-15</u>    | <u>Total</u>   |
|--|------------------|------------------|------------------|------------------|------------------|------------------|------------------|------------------|------------------|------------------|------------------|------------------|----------------|
| <b>Beginning of Month DRF Balance</b>              | \$ 6,978         | \$ 12,721        | \$ 11,769        | \$ 11,306        | \$ 11,306        | \$ 11,306        | \$ 11,306        | \$ 11,306        | \$ 11,306        | \$ 11,306        | \$ 11,306        | \$ 11,306        |                |
| <b>FY 2015 Appropriation/CR<sup>(1)</sup></b>      | 6,221            |                  |                  |                  |                  |                  |                  |                  |                  |                  |                  |                  |                |
| Emergencies  | -                | -                | -                |                  |                  |                  |                  |                  |                  |                  |                  |                  | -              |
| Fire Management                                    | (9)              | (2)              | (5)              |                  |                  |                  |                  |                  |                  |                  |                  |                  | (16)           |
| Surge  | (2)              | -                | -                |                  |                  |                  |                  |                  |                  |                  |                  |                  | (2)            |
| Disaster Support Activities:                       | (2)              | (14)             | (54)             |                  |                  |                  |                  |                  |                  |                  |                  |                  | (70)           |
| <b>Total Base Funding</b>                          | <b>(13)</b>      | <b>(16)</b>      | <b>(59)</b>      | -                | -                | -                | -                | -                | -                | -                | -                | -                | <b>(88)</b>    |
| Non Catastrophic DR Obligations                    | (298)            | (218)            | (179)            |                  |                  |                  |                  |                  |                  |                  |                  |                  | (695)          |
| Catastrophic DR Obligations                        | (286)            | (755)            | (272)            |                  |                  |                  |                  |                  |                  |                  |                  |                  | (1,313)        |
| <b>Total Disaster (DR) Funding</b>                 | <b>(584)</b>     | <b>(973)</b>     | <b>(451)</b>     | -                | -                | -                | -                | -                | -                | -                | -                | -                | <b>(2,008)</b> |
| Total DRF Obligations                              | (597)            | (989)            | (510)            | -                | -                | -                | -                | -                | -                | -                | -                | -                | (2,096)        |
| Reserve for No-Notice Event                        |                  |                  |                  |                  |                  |                  |                  |                  |                  |                  |                  |                  | (1,000)        |
| <b>Recoveries of Previous Years De-Obligations</b> | <b>119</b>       | <b>37</b>        | <b>47</b>        | -                | -                | -                | -                | -                | -                | -                | -                | -                | <b>203</b>     |
| <b>End of Month Balance (Including Recoveries)</b> | <b>\$ 12,721</b> | <b>\$ 11,769</b> | <b>\$ 11,306</b> | <b>\$ 11,306</b> | <b>\$ 11,306</b> | <b>\$ 11,306</b> | <b>\$ 11,306</b> | <b>\$ 11,306</b> | <b>\$ 11,306</b> | <b>\$ 11,306</b> | <b>\$ 11,306</b> | <b>\$ 10,306</b> |                |

(1) Reflects full funding under current CR (H.R. 83), which continues the terms and reporting requirements of FY 2014 DHS Appropriations Act (P.L. 113-76). Current apportionment includes the actual FY 2014 carryover amount (\$6,978M).

**APPENDIX B: DRF Funding Activity (Details)**

**Disaster Relief Fund Estimated Monthly Obligations FY2015  
DRF Monthly Spend Plan (FY 2015)  
(\$ in millions)  
Through 12/31/2014**

|   | <u>Oct-14</u> | <u>Nov-14</u> | <u>Dec-14</u> | <u>Jan-15</u> | <u>Feb-15</u> | <u>Mar-15</u> | <u>Apr-15</u> | <u>May-15</u> | <u>Jun-15</u> | <u>Jul-15</u> | <u>Aug-15</u> | <u>Sep-15</u> | <u>Total</u> |
|---|---------------|---------------|---------------|---------------|---------------|---------------|---------------|---------------|---------------|---------------|---------------|---------------|--------------|
| <b>Beginning of Month DRF Balance <sup>(1)</sup></b>              | \$ 6,978      | \$ 12,721     | \$ 11,769     | \$ 11,306     | \$ 10,312     | \$ 9,438      | \$ 8,402      | \$ 7,296      | \$ 6,359      | \$ 5,602      | \$ 4,896      | \$ 4,323      |              |
| <b>FY 2015 Appropriation/CR <sup>(2)</sup></b>                    | 6,221         |               |               |               |               |               |               |               |               |               |               |               |              |
| <b>Total Available Beginning of Month</b>                         | 13,199        | 12,721        | 11,769        | 11,306        | 10,312        | 9,438         | 8,402         | 7,296         | 6,359         | 5,602         | 4,896         | 4,323         |              |
| <b>Major Declarations Base</b>                                    | 10,594        | 10,090        | 9,128         | 8,685         | 7,766         | 6,967         | 6,006         | 4,975         | 4,113         | 3,431         | 2,801         | 2,303         |              |
|   | 2,605         | 2,631         | 2,641         | 2,621         | 2,546         | 2,471         | 2,396         | 2,321         | 2,246         | 2,171         | 2,095         | 2,020         |              |
| <b>DRF Base Activities <sup>(3,5)</sup></b>                       |               |               |               |               |               |               |               |               |               |               |               |               |              |
| <b>Emergencies</b>  |               |               |               |               |               |               |               |               |               |               |               |               |              |
| Monthly Actual/Estimated Obligations                              | -             | -             | -             | (26)          | (26)          | (26)          | (26)          | (26)          | (26)          | (26)          | (26)          | (27)          | (235)        |
| <b>Fire Management</b>  |               |               |               |               |               |               |               |               |               |               |               |               |              |
| Monthly Actual/Estimated Obligations                              | (9)           | (2)           | (5)           | (7)           | (7)           | (7)           | (7)           | (7)           | (7)           | (8)           | (8)           | (8)           | (82)         |
| <b>Surge</b>  |               |               |               |               |               |               |               |               |               |               |               |               |              |
| Monthly Actual/Estimated Obligations                              | (2)           | -             | -             | (9)           | (9)           | (9)           | (9)           | (9)           | (9)           | (9)           | (9)           | (8)           | (82)         |
| <b>Disaster Support &amp; Other Activities</b>                    |               |               |               |               |               |               |               |               |               |               |               |               |              |
| Monthly Actual/Estimated Obligations                              | (2)           | (14)          | (54)          | (49)          | (49)          | (49)          | (49)          | (49)          | (49)          | (49)          | (49)          | (49)          | (511)        |
| <b>Estimated/Actual Base Obligations <sup>(3,5)</sup></b>         | (13)          | (16)          | (59)          | (91)          | (91)          | (91)          | (91)          | (91)          | (91)          | (92)          | (92)          | (92)          | (910)        |
| <b>DRF DR Activities</b>  |               |               |               |               |               |               |               |               |               |               |               |               |              |
| <b>Average Monthly Major DR Activity (Non-Cat.)<sup>(5)</sup></b> |               |               |               |               |               |               |               |               |               |               |               |               |              |
| Monthly Actual/Estimated Obligations                              | (298)         | (218)         | (179)         | (255)         | (255)         | (255)         | (255)         | (255)         | (255)         | (255)         | (255)         | (256)         | (2,991)      |
| <b>Gustav</b>   |               |               |               |               |               |               |               |               |               |               |               |               |              |
| Initial FY 15 Spend Plan  | (4)           | -             | (1)           | (10)          | (4)           | (2)           | (4)           | (1)           | (4)           | (1)           | (1)           | (1)           | (33)         |
| Monthly Actual/Estimated Obligations                              | (4)           | (9)           | (2)           | (1)           | (4)           | (2)           | (3)           | (2)           | (4)           | (1)           | (1)           | (1)           | (34)         |
| <b>Ike</b>  |               |               |               |               |               |               |               |               |               |               |               |               |              |
| Initial FY 15 Spend Plan  | (7)           | (19)          | (2)           | (6)           | (22)          | (16)          | (6)           | -             | (7)           | (4)           | -             | (4)           | (93)         |
| Monthly Actual/Estimated Obligations                              | (7)           | (12)          | (5)           | (4)           | (3)           | (30)          | (6)           | (20)          | (7)           | (4)           | (1)           | (4)           | (103)        |
| <b>Katrina Rita Wilma</b>   |               |               |               |               |               |               |               |               |               |               |               |               |              |
| Initial FY 15 Spend Plan  | (30)          | (30)          | (46)          | (48)          | (48)          | (32)          | (47)          | (35)          | (64)          | (44)          | (25)          | (25)          | (474)        |
| Monthly Actual/Estimated Obligations                              | (21)          | (46)          | (67)          | (30)          | (91)          | (23)          | (55)          | (70)          | (37)          | (42)          | (18)          | (15)          | (515)        |
| <b>Midwest Floods</b>   |               |               |               |               |               |               |               |               |               |               |               |               |              |
| Initial FY 15 Spend Plan  | -             | -             | (1)           | (2)           | (3)           | (2)           | -             | (5)           | -             | -             | -             | (2)           | (15)         |
| Monthly Actual/Estimated Obligations                              | -             | (1)           | (1)           | (4)           | (4)           | (1)           | (2)           | (5)           | (1)           | (1)           | (1)           | (2)           | (23)         |
| <b>TN Floods</b>  |               |               |               |               |               |               |               |               |               |               |               |               |              |
| Initial FY 15 Spend Plan  | (5)           | (1)           | -             | (2)           | (2)           | (2)           | (3)           | (1)           | (2)           | (2)           | (2)           | (2)           | (24)         |
| Monthly Actual/Estimated Obligations                              | (4)           | -             | (5)           | (2)           | (2)           | (4)           | (3)           | (2)           | (2)           | (2)           | (3)           | (1)           | (30)         |
| <b>2011 Spring Tornadoes</b>                                      |               |               |               |               |               |               |               |               |               |               |               |               |              |
| Initial FY 15 Spend Plan  | (2)           | (1)           | (10)          | (2)           | (9)           | -             | -             | -             | (1)           | (1)           | (1)           | (1)           | (28)         |
| Monthly Actual/Estimated Obligations                              | (1)           | (5)           | (18)          | (3)           | (8)           | (2)           | (5)           | (1)           | (1)           | (1)           | (1)           | -             | (46)         |



**APPENDIX B: DRF Funding Activity (Details)**

**Disaster Relief Fund Estimated Monthly Obligations FY2015  
DRF Monthly Spend Plan (FY 2015)  
(\$ in millions)  
Through 12/31/2014**

|  | <u>Oct-14</u> | <u>Nov-14</u> | <u>Dec-14</u> | <u>Jan-15</u> | <u>Feb-15</u> | <u>Mar-15</u>  | <u>Apr-15</u>  | <u>May-15</u> | <u>Jun-15</u> | <u>Jul-15</u> | <u>Aug-15</u> | <u>Sep-15</u> | <u>Total</u>   |
|--|---------------|---------------|---------------|---------------|---------------|----------------|----------------|---------------|---------------|---------------|---------------|---------------|----------------|
| <b>2011 Spring Floods</b>  |               |               |               |               |               |                |                |               |               |               |               |               |                |
| <b>Initial FY 15 Spend Plan</b>  | (1)           | -             | -             | (3)           | (3)           | -              | (8)            | -             | (2)           | (8)           | -             | (2)           | (27)           |
| Monthly Actual/Estimated Obligations   | -             | -             | -             | (3)           | (1)           | -              | (8)            | -             | (2)           | (10)          | -             | (3)           | (27)           |
| <b>Irene</b>   |               |               |               |               |               |                |                |               |               |               |               |               |                |
| <b>Initial FY 15 Spend Plan</b>  | (4)           | (9)           | (8)           | (10)          | (5)           | (9)            | (14)           | (16)          | (4)           | (3)           | -             | (1)           | (83)           |
| Monthly Actual/Estimated Obligations   | (4)           | (5)           | (6)           | (5)           | (6)           | (16)           | (5)            | (16)          | (16)          | (5)           | -             | (4)           | (88)           |
| <b>Lee</b>   |               |               |               |               |               |                |                |               |               |               |               |               |                |
| <b>Initial FY 15 Spend Plan</b>  | (22)          | (1)           | (2)           | (13)          | (6)           | (5)            | (14)           | (2)           | -             | -             | (9)           | -             | (74)           |
| Monthly Actual/Estimated Obligations   | (23)          | (2)           | (1)           | -             | (1)           | (13)           | (6)            | (12)          | (8)           | -             | (9)           | -             | (75)           |
| <b>Isaac</b>   |               |               |               |               |               |                |                |               |               |               |               |               |                |
| <b>Initial FY 15 Spend Plan</b>  | (16)          | (7)           | (14)          | (3)           | (3)           | (5)            | (3)            | (7)           | (2)           | (2)           | (4)           | (5)           | (71)           |
| Monthly Actual/Estimated Obligations   | (17)          | (2)           | (6)           | (4)           | (8)           | (14)           | (3)            | (7)           | (3)           | (4)           | (5)           | (5)           | (78)           |
| <b>Sandy</b>   |               |               |               |               |               |                |                |               |               |               |               |               |                |
| <b>Initial FY 15 Spend Plan</b>  | (206)         | (632)         | (307)         | (430)         | (671)         | (416)          | (460)          | (506)         | (486)         | (372)         | (358)         | (226)         | (5,070)        |
| Monthly Actual/Estimated Obligations   | (201)         | (659)         | (154)         | (633)         | (446)         | (641)          | (718)          | (516)         | (390)         | (349)         | (247)         | (255)         | (5,209)        |
| <b>2013 Colorado Flooding</b>  |               |               |               |               |               |                |                |               |               |               |               |               |                |
| <b>Initial FY 15 Spend Plan</b>  | (5)           | (20)          | (6)           | (1)           | -             | (1)            | (5)            | (1)           | -             | (5)           | -             | -             | (44)           |
| Monthly Actual/Estimated Obligations   | (4)           | (14)          | (7)           | (19)          | (14)          | (4)            | (6)            | (1)           | (1)           | (1)           | (2)           | (1)           | (74)           |
| <b>Total DR Obligations</b>  | <b>(584)</b>  | <b>(973)</b>  | <b>(451)</b>  | <b>(963)</b>  | <b>(843)</b>  | <b>(1,005)</b> | <b>(1,075)</b> | <b>(907)</b>  | <b>(727)</b>  | <b>(675)</b>  | <b>(543)</b>  | <b>(547)</b>  | <b>(9,293)</b> |
| <hr/>  |               |               |               |               |               |                |                |               |               |               |               |               |                |
| <b>Estimated Monthly Recoveries</b>  | 119           | 37            | 47            | 60            | 60            | 60             | 60             | 61            | 61            | 61            | 62            | 62            | 750            |
| <b>Major declarations</b>  | 80            | 11            | 8             |               |               |                |                |               |               |               |               |               | 99             |
| <b>Base</b>  | 39            | 26            | 39            |               |               |                |                |               |               |               |               |               | 104            |
| <b>Reserve for No-Notice Event</b>   |               |               |               |               |               |                |                |               |               |               |               | (1,000)       |                |
| <b>Estimated DRF Available at End of Month (Including Recoveries) <sup>(4)</sup></b> | <b>12,721</b> | <b>11,769</b> | <b>11,306</b> | <b>10,312</b> | <b>9,438</b>  | <b>8,402</b>   | <b>7,296</b>   | <b>6,359</b>  | <b>5,602</b>  | <b>4,896</b>  | <b>4,323</b>  | <b>2,746</b>  |                |
| <b>Actual recoveries cumulative to date</b>  | <b>\$ 119</b> | <b>\$ 156</b> | <b>\$ 203</b> | <b>\$ 263</b> | <b>\$ 323</b> | <b>\$ 383</b>  | <b>\$ 443</b>  | <b>\$ 504</b> | <b>\$ 565</b> | <b>\$ 626</b> | <b>\$ 688</b> | <b>\$ 750</b> |                |

**Actual Estimate**

NOTES:

(1) FEMA plans to reassess all spend plans at least quarterly and will update estimates and obligations based on new data.

(2) Reflects full funding under current CR (H.R. 83), which continues the terms and reporting requirements of FY 2014 DHS Appropriations Act (P.L. 113-76). Current apportionment includes the actual FY 2014 carryover amount (\$6,978M).

(3) Month-to-month projections for Base activities (excluding DRS) are based on historical averages. The DRS portion of the \$511M total estimate included in the line item "Disaster Support & Other Activities" is \$341M. Additionally, FEMA is in the process of estimating additional base funding requirements related to the implementation of the Affordable Care Act.

(4) Estimated DRF ending balance does not include potential legal claims related to grant obligations, rescissions, or transfers.

\* FEMA is in the process of analyzing month-to-month trends for the Base and Non-Cat activities and will adjust in next month's report.

APPENDIX B: DRF Funding Activity (By Catastrophic Disaster)

Disaster Relief Fund Estimated Monthly Detailed Obligations FY 2015

(\$ in millions)

| Event/DR                  | Cumulative            | October     | November    | December    | January     | February    | March       | April       | May         | June        | July        | August      | September   | FY 15 Total  |
|---------------------------|-----------------------|-------------|-------------|-------------|-------------|-------------|-------------|-------------|-------------|-------------|-------------|-------------|-------------|--------------|
|                           | Obligations Thru FY14 | Actual      | Actual      | Actual      | Estimated   | Estimated   | Estimated   | Estimated   | Estimated   | Estimated   | Estimated   | Estimated   | Estimated   |              |
| <b>Gustav</b>             |                       |             |             |             |             |             |             |             |             |             |             |             |             |              |
| 1786-LA                   | (1,570)               | \$ (4)      | \$ (9)      | \$ (2)      | \$ (1)      | \$ (4)      | \$ (2)      | \$ (3)      | \$ (2)      | \$ (4)      | \$ (1)      | \$ (1)      | \$ (1)      | \$ (34)      |
| 1789-AL                   | (10)                  | -           | -           | -           | -           | -           | -           | -           | -           | -           | -           | -           | -           | -            |
| 1793-AR                   | (6)                   | -           | -           | -           | -           | -           | -           | -           | -           | -           | -           | -           | -           | -            |
| 1794-MS                   | (43)                  | -           | -           | -           | -           | -           | -           | -           | -           | -           | -           | -           | -           | -            |
| 1806-FL                   | (7)                   | -           | -           | -           | -           | -           | -           | -           | -           | -           | -           | -           | -           | -            |
| Emergencies               | (66)                  | -           | -           | -           | -           | -           | -           | -           | -           | -           | -           | -           | -           | -            |
|                           | <b>(1,702)</b>        | <b>(4)</b>  | <b>(9)</b>  | <b>(2)</b>  | <b>(1)</b>  | <b>(4)</b>  | <b>(2)</b>  | <b>(3)</b>  | <b>(2)</b>  | <b>(4)</b>  | <b>(1)</b>  | <b>(1)</b>  | <b>(1)</b>  | <b>(34)</b>  |
| <b>Ike</b>                |                       |             |             |             |             |             |             |             |             |             |             |             |             |              |
| 1791-TX                   | (4,287)               | (6)         | (10)        | (2)         | (4)         | (2)         | (30)        | (3)         | (19)        | (6)         | (4)         | (1)         | (4)         | (91)         |
| 1792-LA                   | (333)                 | (1)         | (2)         | (3)         | -           | (1)         | -           | (3)         | (1)         | (1)         | -           | -           | -           | (12)         |
| 1797-AL                   | (8)                   | -           | -           | -           | -           | -           | -           | -           | -           | -           | -           | -           | -           | -            |
| 1802-KY                   | (24)                  | -           | -           | -           | -           | -           | -           | -           | -           | -           | -           | -           | -           | -            |
| 1804-AR                   | (3)                   | -           | -           | -           | -           | -           | -           | -           | -           | -           | -           | -           | -           | -            |
| 1805-OH                   | (56)                  | -           | -           | -           | -           | -           | -           | -           | -           | -           | -           | -           | -           | -            |
| Emergencies               | (44)                  | -           | -           | -           | -           | -           | -           | -           | -           | -           | -           | -           | -           | -            |
|                           | <b>(4,755)</b>        | <b>(7)</b>  | <b>(12)</b> | <b>(5)</b>  | <b>(4)</b>  | <b>(3)</b>  | <b>(30)</b> | <b>(6)</b>  | <b>(20)</b> | <b>(7)</b>  | <b>(4)</b>  | <b>(1)</b>  | <b>(4)</b>  | <b>(103)</b> |
| <b>Katrina Rita Wilma</b> |                       |             |             |             |             |             |             |             |             |             |             |             |             |              |
| 1602-FL                   | (238)                 | (1)         | -           | (1)         | -           | -           | -           | -           | -           | -           | -           | -           | -           | (2)          |
| 1603-LA                   | (30,211)              | (20)        | (31)        | (54)        | (22)        | (78)        | (16)        | (47)        | (63)        | (28)        | (39)        | (9)         | (12)        | (419)        |
| 1604-MS                   | (10,081)              | -           | (13)        | (3)         | (5)         | (2)         | (2)         | (2)         | (3)         | (1)         | (1)         | (2)         | (1)         | (35)         |
| 1605-AL                   | (1,034)               | -           | -           | -           | -           | -           | -           | -           | -           | -           | -           | -           | -           | -            |
| 1606-TX                   | (1,875)               | -           | (2)         | -           | -           | -           | -           | -           | -           | -           | -           | -           | -           | (2)          |
| 1607-LA                   | (1,899)               | -           | -           | (1)         | -           | (4)         | (6)         | (2)         | (3)         | (5)         | -           | (5)         | -           | (26)         |
| 1609-FL                   | (2,555)               | -           | -           | (8)         | (3)         | (7)         | 1           | (4)         | (1)         | (3)         | (2)         | (2)         | (2)         | (31)         |
| Emergencies               | (800)                 | -           | -           | -           | -           | -           | -           | -           | -           | -           | -           | -           | -           | -            |
|                           | <b>(48,693)</b>       | <b>(21)</b> | <b>(46)</b> | <b>(67)</b> | <b>(30)</b> | <b>(91)</b> | <b>(23)</b> | <b>(55)</b> | <b>(70)</b> | <b>(37)</b> | <b>(42)</b> | <b>(18)</b> | <b>(15)</b> | <b>(515)</b> |
| <b>Midwest Floods</b>     |                       |             |             |             |             |             |             |             |             |             |             |             |             |              |
| 1760-MO                   | (3)                   | -           | -           | -           | -           | -           | -           | -           | -           | -           | -           | -           | -           | -            |
| 1763-IA                   | (1,905)               | -           | (1)         | (1)         | (4)         | (4)         | (1)         | (2)         | (5)         | (1)         | (1)         | (1)         | (2)         | (23)         |
| 1765-NE                   | (2)                   | -           | -           | -           | -           | -           | -           | -           | -           | -           | -           | -           | -           | -            |
| 1766-IN                   | (225)                 | -           | -           | -           | -           | -           | -           | -           | -           | -           | -           | -           | -           | -            |
| 1768-WI                   | (159)                 | -           | -           | -           | -           | -           | -           | -           | -           | -           | -           | -           | -           | -            |
| 1770-NE                   | (48)                  | -           | -           | -           | -           | -           | -           | -           | -           | -           | -           | -           | -           | -            |
| 1771-IL                   | (96)                  | -           | -           | -           | -           | -           | -           | -           | -           | -           | -           | -           | -           | -            |
| 1772-MN                   | (9)                   | -           | -           | -           | -           | -           | -           | -           | -           | -           | -           | -           | -           | -            |
| 1773-MO                   | (55)                  | -           | -           | -           | -           | -           | -           | -           | -           | -           | -           | -           | -           | -            |
| 1774-SD                   | (8)                   | -           | -           | -           | -           | -           | -           | -           | -           | -           | -           | -           | -           | -            |
| 1775-OK                   | (11)                  | -           | -           | -           | -           | -           | -           | -           | -           | -           | -           | -           | -           | -            |
| 1776-KS                   | (65)                  | -           | -           | -           | -           | -           | -           | -           | -           | -           | -           | -           | -           | -            |
| 1777-MI                   | (19)                  | -           | -           | -           | -           | -           | -           | -           | -           | -           | -           | -           | -           | -            |
|                           | <b>(2,605)</b>        | <b>-</b>    | <b>(1)</b>  | <b>(1)</b>  | <b>(4)</b>  | <b>(4)</b>  | <b>(1)</b>  | <b>(2)</b>  | <b>(5)</b>  | <b>(1)</b>  | <b>(1)</b>  | <b>(1)</b>  | <b>(2)</b>  | <b>(23)</b>  |

APPENDIX B: DRF Funding Activity (By Catastrophic Disaster)

Disaster Relief Fund Estimated Monthly Detailed Obligations FY 2015

(\$ in millions)

| Event/DR                     | Cumulative            | October    | November   | December    | January    | February   | March       | April      | May         | June        | July        | August     | September  | FY 15 Total |
|------------------------------|-----------------------|------------|------------|-------------|------------|------------|-------------|------------|-------------|-------------|-------------|------------|------------|-------------|
|                              | Obligations Thru FY14 | Actual     | Actual     | Actual      | Estimated  | Estimated  | Estimated   | Estimated  | Estimated   | Estimated   | Estimated   | Estimated  | Estimated  |             |
| <b>TN Floods</b>             |                       |            |            |             |            |            |             |            |             |             |             |            |            |             |
| 1909-TN                      | (531)                 | (4)        | -          | (5)         | (2)        | (2)        | (4)         | (3)        | (2)         | (2)         | (2)         | (3)        | (1)        | (30)        |
|                              | <b>(531)</b>          | <b>(4)</b> | <b>-</b>   | <b>(5)</b>  | <b>(2)</b> | <b>(2)</b> | <b>(4)</b>  | <b>(3)</b> | <b>(2)</b>  | <b>(2)</b>  | <b>(2)</b>  | <b>(3)</b> | <b>(1)</b> | <b>(30)</b> |
| <b>2011 Spring Tornadoes</b> |                       |            |            |             |            |            |             |            |             |             |             |            |            |             |
| 1971-AL                      | (710)                 | (1)        | (2)        | (1)         | -          | (1)        | -           | -          | -           | -           | -           | -          | -          | (5)         |
| 1972-MS                      | (66)                  | -          | -          | -           | (1)        | (1)        | (1)         | -          | -           | -           | -           | -          | -          | (3)         |
| 1973-GA                      | (46)                  | -          | -          | -           | -          | -          | -           | -          | -           | -           | -           | (1)        | -          | (1)         |
| 1974-TN                      | (92)                  | -          | -          | -           | -          | (1)        | -           | -          | -           | -           | -           | -          | -          | (1)         |
| 1975-AR                      | (102)                 | -          | -          | -           | -          | (2)        | (1)         | -          | -           | -           | -           | -          | -          | (3)         |
| 1976-KY                      | (58)                  | -          | -          | -           | -          | -          | -           | (4)        | -           | -           | (1)         | -          | -          | (5)         |
| 1980-MO                      | (508)                 | -          | (3)        | (17)        | (2)        | (3)        | -           | (1)        | (1)         | (1)         | -           | -          | -          | (28)        |
| Emergencies                  | (1)                   | -          | -          | -           | -          | -          | -           | -          | -           | -           | -           | -          | -          | -           |
|                              | <b>(1,583)</b>        | <b>(1)</b> | <b>(5)</b> | <b>(18)</b> | <b>(3)</b> | <b>(8)</b> | <b>(2)</b>  | <b>(5)</b> | <b>(1)</b>  | <b>(1)</b>  | <b>(1)</b>  | <b>(1)</b> | <b>-</b>   | <b>(46)</b> |
| <b>2011 Spring Flood</b>     |                       |            |            |             |            |            |             |            |             |             |             |            |            |             |
| 1981-ND                      | (617)                 | -          | -          | -           | (3)        | (1)        | -           | (8)        | -           | (2)         | (10)        | -          | (3)        | (27)        |
| 1982-MN                      | (28)                  | -          | -          | -           | -          | -          | -           | -          | -           | -           | -           | -          | -          | -           |
| 1983-MS                      | (37)                  | -          | -          | -           | -          | -          | -           | -          | -           | -           | -           | -          | -          | -           |
| 1984-SD                      | (79)                  | -          | -          | -           | -          | -          | -           | -          | -           | -           | -           | -          | -          | -           |
| Emergencies                  | (38)                  | -          | -          | -           | -          | -          | -           | -          | -           | -           | -           | -          | -          | -           |
|                              | <b>(799)</b>          | <b>-</b>   | <b>-</b>   | <b>-</b>    | <b>(3)</b> | <b>(1)</b> | <b>-</b>    | <b>(8)</b> | <b>-</b>    | <b>(2)</b>  | <b>(10)</b> | <b>-</b>   | <b>(3)</b> | <b>(27)</b> |
| <b>Irene</b>                 |                       |            |            |             |            |            |             |            |             |             |             |            |            |             |
| 4017-PR                      | (135)                 | (1)        | -          | -           | (1)        | -          | -           | -          | -           | -           | -           | -          | -          | (2)         |
| 4019-NC                      | (193)                 | (1)        | -          | -           | -          | -          | -           | -          | (2)         | -           | -           | -          | -          | (3)         |
| 4020-NY                      | (833)                 | -          | (4)        | (1)         | (1)        | (4)        | (10)        | (2)        | (12)        | (14)        | (2)         | -          | (1)        | (51)        |
| 4021-NJ                      | (402)                 | -          | -          | (1)         | -          | -          | -           | -          | -           | (1)         | (3)         | -          | -          | (5)         |
| 4022-VT                      | (315)                 | (2)        | -          | (1)         | (1)        | (1)        | (4)         | (1)        | -           | (1)         | -           | -          | (3)        | (14)        |
| 4023-CT                      | (78)                  | -          | -          | -           | -          | -          | -           | (1)        | -           | -           | -           | -          | -          | (1)         |
| 4024-VA                      | (71)                  | -          | (1)        | (2)         | (1)        | -          | -           | -          | -           | -           | -           | -          | -          | (4)         |
| 4025-PA                      | (97)                  | -          | -          | (1)         | (1)        | (1)        | (1)         | -          | (1)         | -           | -           | -          | -          | (5)         |
| 4026-NH                      | (25)                  | -          | -          | -           | -          | -          | (1)         | -          | -           | -           | -           | -          | -          | (1)         |
| 4027-RI                      | (12)                  | -          | -          | -           | -          | -          | -           | -          | -           | -           | -           | -          | -          | -           |
| 4028-MA                      | (46)                  | -          | -          | -           | -          | -          | -           | (1)        | -           | -           | -           | -          | -          | (1)         |
| 4032-ME                      | (3)                   | -          | -          | -           | -          | -          | -           | -          | -           | -           | -           | -          | -          | -           |
| 4034-MD                      | (25)                  | -          | -          | -           | -          | -          | -           | -          | (1)         | -           | -           | -          | -          | (1)         |
| 4036-DC                      | (3)                   | -          | -          | -           | -          | -          | -           | -          | -           | -           | -           | -          | -          | -           |
| 4037-DE                      | (3)                   | -          | -          | -           | -          | -          | -           | -          | -           | -           | -           | -          | -          | -           |
| Emergencies                  | (60)                  | -          | -          | -           | -          | -          | -           | -          | -           | -           | -           | -          | -          | -           |
|                              | <b>(2,301)</b>        | <b>(4)</b> | <b>(5)</b> | <b>(6)</b>  | <b>(5)</b> | <b>(6)</b> | <b>(16)</b> | <b>(5)</b> | <b>(16)</b> | <b>(16)</b> | <b>(5)</b>  | <b>-</b>   | <b>(4)</b> | <b>(88)</b> |

APPENDIX B: DRF Funding Activity (By Catastrophic Disaster)

Disaster Relief Fund Estimated Monthly Detailed Obligations FY 2015

(\$ in millions)

| Event/DR                    | Cumulative            | October         | November        | December        | January         | February        | March           | April           | May             | June            | July            | August          | September       | FY 15 Total       |
|-----------------------------|-----------------------|-----------------|-----------------|-----------------|-----------------|-----------------|-----------------|-----------------|-----------------|-----------------|-----------------|-----------------|-----------------|-------------------|
|                             | Obligations Thru FY14 | Actual          | Actual          | Actual          | Estimated       | Estimated       | Estimated       | Estimated       | Estimated       | Estimated       | Estimated       | Estimated       | Estimated       |                   |
| <b>Lee</b>                  |                       |                 |                 |                 |                 |                 |                 |                 |                 |                 |                 |                 |                 |                   |
| 4030-PA                     | (375)                 | (1)             | (1)             | (1)             | -               | -               | (1)             | (2)             | -               | -               | -               | (1)             | -               | (7)               |
| 4031-NY                     | (352)                 | (22)            | (1)             | -               | -               | (1)             | (12)            | (4)             | (11)            | (8)             | -               | (8)             | -               | (67)              |
| 4038-MD                     | (13)                  | -               | -               | -               | -               | -               | -               | -               | (1)             | -               | -               | -               | -               | (1)               |
| 4039-NJ                     | (6)                   | -               | -               | -               | -               | -               | -               | -               | -               | -               | -               | -               | -               | -                 |
| 4041-LA                     | (7)                   | -               | -               | -               | -               | -               | -               | -               | -               | -               | -               | -               | -               | -                 |
| 4045-VA                     | (8)                   | -               | -               | -               | -               | -               | -               | -               | -               | -               | -               | -               | -               | -                 |
| Emergencies                 | (2)                   | -               | -               | -               | -               | -               | -               | -               | -               | -               | -               | -               | -               | -                 |
|                             | <b>(763)</b>          | <b>(23)</b>     | <b>(2)</b>      | <b>(1)</b>      | <b>-</b>        | <b>(1)</b>      | <b>(13)</b>     | <b>(6)</b>      | <b>(12)</b>     | <b>(8)</b>      | <b>-</b>        | <b>(9)</b>      | <b>-</b>        | <b>(75)</b>       |
| <b>Isaac</b>                |                       |                 |                 |                 |                 |                 |                 |                 |                 |                 |                 |                 |                 |                   |
| 4080-LA                     | (641)                 | (16)            | (2)             | (5)             | (4)             | (3)             | (6)             | (3)             | (6)             | (3)             | (4)             | (5)             | (5)             | (62)              |
| 4081-MS                     | (91)                  | (1)             | -               | (1)             | -               | (1)             | (2)             | -               | (1)             | -               | -               | -               | -               | (6)               |
| 4082-AL                     | (9)                   | -               | -               | -               | -               | (1)             | -               | -               | -               | -               | -               | -               | -               | (1)               |
| 4084-FL                     | (22)                  | -               | -               | -               | -               | (3)             | (6)             | -               | -               | -               | -               | -               | -               | (9)               |
| Emergencies                 | (10)                  | -               | -               | -               | -               | -               | -               | -               | -               | -               | -               | -               | -               | -                 |
|                             | <b>(773)</b>          | <b>(17)</b>     | <b>(2)</b>      | <b>(6)</b>      | <b>(4)</b>      | <b>(8)</b>      | <b>(14)</b>     | <b>(3)</b>      | <b>(7)</b>      | <b>(3)</b>      | <b>(4)</b>      | <b>(5)</b>      | <b>(5)</b>      | <b>(78)</b>       |
| <b>Sandy</b>                |                       |                 |                 |                 |                 |                 |                 |                 |                 |                 |                 |                 |                 |                   |
| 4085-NY                     | (7,734)               | (165)           | (613)           | (125)           | (603)           | (344)           | (601)           | (683)           | (489)           | (352)           | (316)           | (243)           | (247)           | (4,781)           |
| 4086-NJ                     | (2,559)               | (34)            | (43)            | (25)            | (27)            | (93)            | (31)            | (33)            | (25)            | (36)            | (33)            | (2)             | (4)             | (386)             |
| 4087-CT                     | (103)                 | -               | (2)             | (1)             | (1)             | (3)             | (6)             | (2)             | (1)             | (2)             | -               | (1)             | (1)             | (20)              |
| 4089-RI                     | (15)                  | -               | -               | -               | -               | -               | (2)             | -               | -               | -               | -               | -               | -               | (2)               |
| 4090-DE                     | (8)                   | -               | -               | -               | -               | -               | -               | -               | -               | -               | -               | -               | -               | -                 |
| 4091-MD                     | (43)                  | -               | (1)             | (3)             | (1)             | (1)             | -               | -               | -               | -               | -               | -               | -               | (6)               |
| 4092-VA                     | (12)                  | (1)             | -               | -               | -               | -               | -               | -               | -               | -               | -               | -               | -               | (1)               |
| 4093-WV                     | (23)                  | -               | -               | -               | (1)             | -               | -               | -               | -               | -               | -               | -               | -               | (1)               |
| 4095-NH                     | (3)                   | -               | -               | -               | -               | -               | -               | -               | -               | -               | -               | -               | -               | -                 |
| 4096-DC                     | (3)                   | -               | -               | -               | -               | -               | -               | -               | -               | -               | -               | -               | -               | -                 |
| 4097-MA                     | (14)                  | (1)             | -               | -               | -               | -               | -               | -               | -               | -               | -               | -               | (3)             | (4)               |
| 4098-OH                     | (17)                  | -               | -               | -               | -               | (5)             | (1)             | -               | -               | -               | -               | (1)             | -               | (7)               |
| 4099-PA                     | (17)                  | -               | -               | -               | -               | -               | -               | -               | (1)             | -               | -               | -               | -               | (1)               |
| Emergencies                 | (26)                  | -               | -               | -               | -               | -               | -               | -               | -               | -               | -               | -               | -               | -                 |
|                             | <b>(10,577)</b>       | <b>(201)</b>    | <b>(659)</b>    | <b>(154)</b>    | <b>(633)</b>    | <b>(446)</b>    | <b>(641)</b>    | <b>(718)</b>    | <b>(516)</b>    | <b>(390)</b>    | <b>(349)</b>    | <b>(247)</b>    | <b>(255)</b>    | <b>(5,209)</b>    |
| <b>2013 Colorado Floods</b> |                       |                 |                 |                 |                 |                 |                 |                 |                 |                 |                 |                 |                 |                   |
| 4145-CO                     | (487)                 | (4)             | (14)            | (7)             | (19)            | (14)            | (4)             | (6)             | (1)             | (1)             | (1)             | (2)             | (1)             | (74)              |
|                             | <b>(487)</b>          | <b>(4)</b>      | <b>(14)</b>     | <b>(7)</b>      | <b>(19)</b>     | <b>(14)</b>     | <b>(4)</b>      | <b>(6)</b>      | <b>(1)</b>      | <b>(1)</b>      | <b>(1)</b>      | <b>(2)</b>      | <b>(1)</b>      | <b>(74)</b>       |
| <b>TOTAL <sup>(2)</sup></b> | <b>\$ (75,569)</b>    | <b>\$ (286)</b> | <b>\$ (755)</b> | <b>\$ (272)</b> | <b>\$ (708)</b> | <b>\$ (588)</b> | <b>\$ (750)</b> | <b>\$ (820)</b> | <b>\$ (652)</b> | <b>\$ (472)</b> | <b>\$ (420)</b> | <b>\$ (288)</b> | <b>\$ (291)</b> | <b>\$ (6,302)</b> |

NOTES:

- (1) Adjusted for recoveries occurring in FY 2015 against prior year obligations.
- (2) FEMA plans to reassess all spend plans at least quarterly and will update estimates and obligations based on new data.

## APPENDIX C: Hurricane Sandy (Actuals/Estimates)

Hurricane Sandy FY 2015 Actuals/Estimates\*  
Through 12/31/2014  
(\$ in Millions)

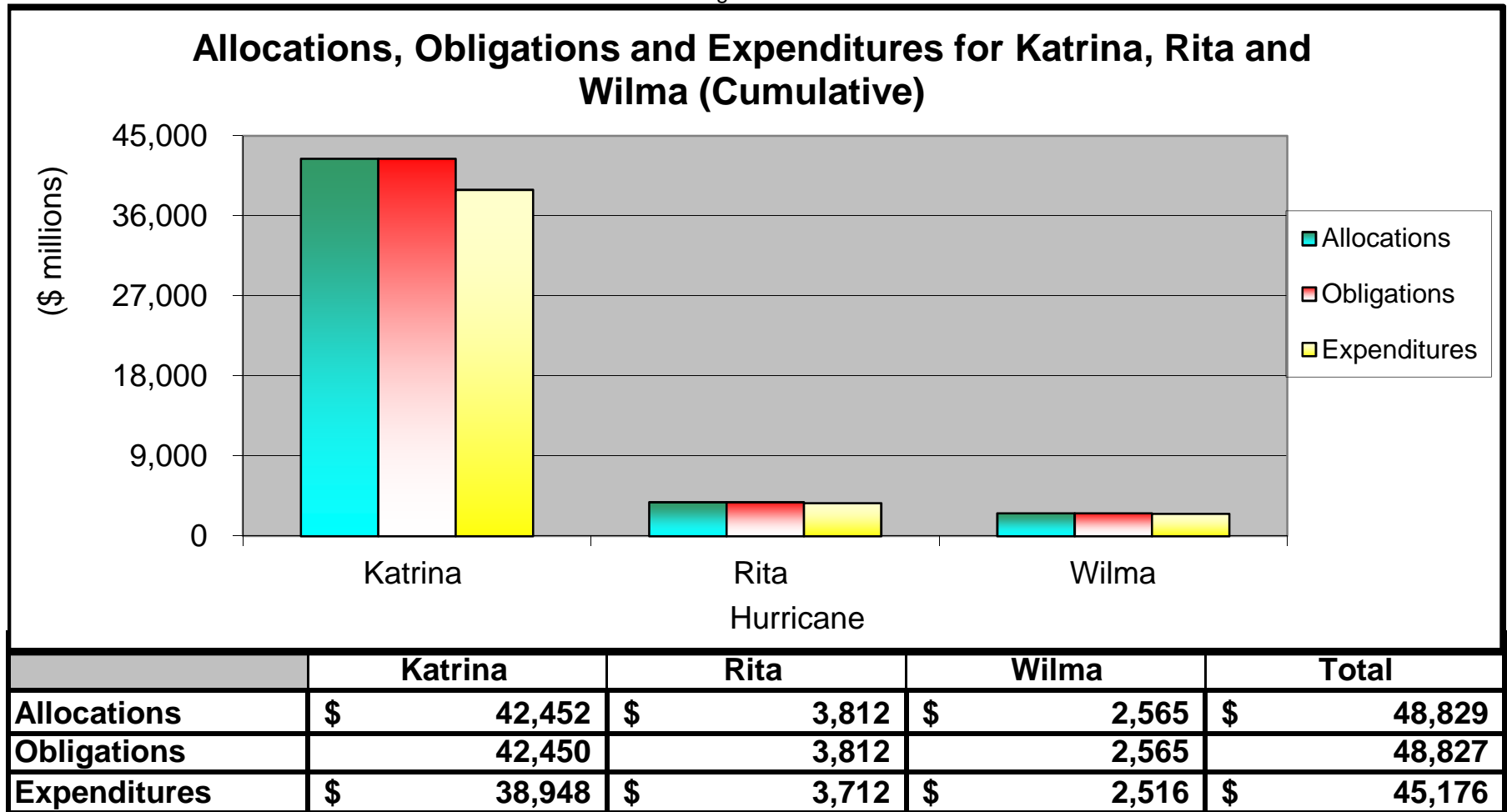
| Category              | All FY's Through 2014 <sup>(1)</sup> | Actual 1st Qtr  | Estimated 2nd Qtr | Estimated 3rd Qtr | Estimated 4th Qtr | Fiscal Year 2015 Totals | Estimated Totals Thru FY 15 |
|-----------------------|--------------------------------------|-----------------|-------------------|-------------------|-------------------|-------------------------|-----------------------------|
| Public Assistance     | \$ 7,113                             | \$ 669          | \$ 1,523          | \$ 1,436          | \$ 709            | \$ 4,337                | \$ 11,450                   |
| Individual Assistance | 1,645                                | -               | -                 | -                 | -                 | -                       | 1,645                       |
| Mitigation            | 219                                  | 315             | 169               | 160               | 114               | 758                     | 977                         |
| Operations            | 370                                  | -               | -                 | -                 | -                 | -                       | 370                         |
| Administrative        | 1,230                                | 30              | 28                | 28                | 28                | 114                     | 1,344                       |
| <b>Total</b>          | <b>\$ 10,577</b>                     | <b>\$ 1,014</b> | <b>\$ 1,720</b>   | <b>\$ 1,624</b>   | <b>\$ 851</b>     | <b>\$ 5,209</b>         | <b>\$ 15,786</b>            |

\*Additional reporting requirement per P.L. 113-2, continued in P.L. 113-76.

(1) Adjusted for recoveries occurring in FY 2015 against prior year obligations.

## APPENDIX D: ALLOCATIONS, OBLIGATIONS AND EXPENDITURES

Through 12/31/2014

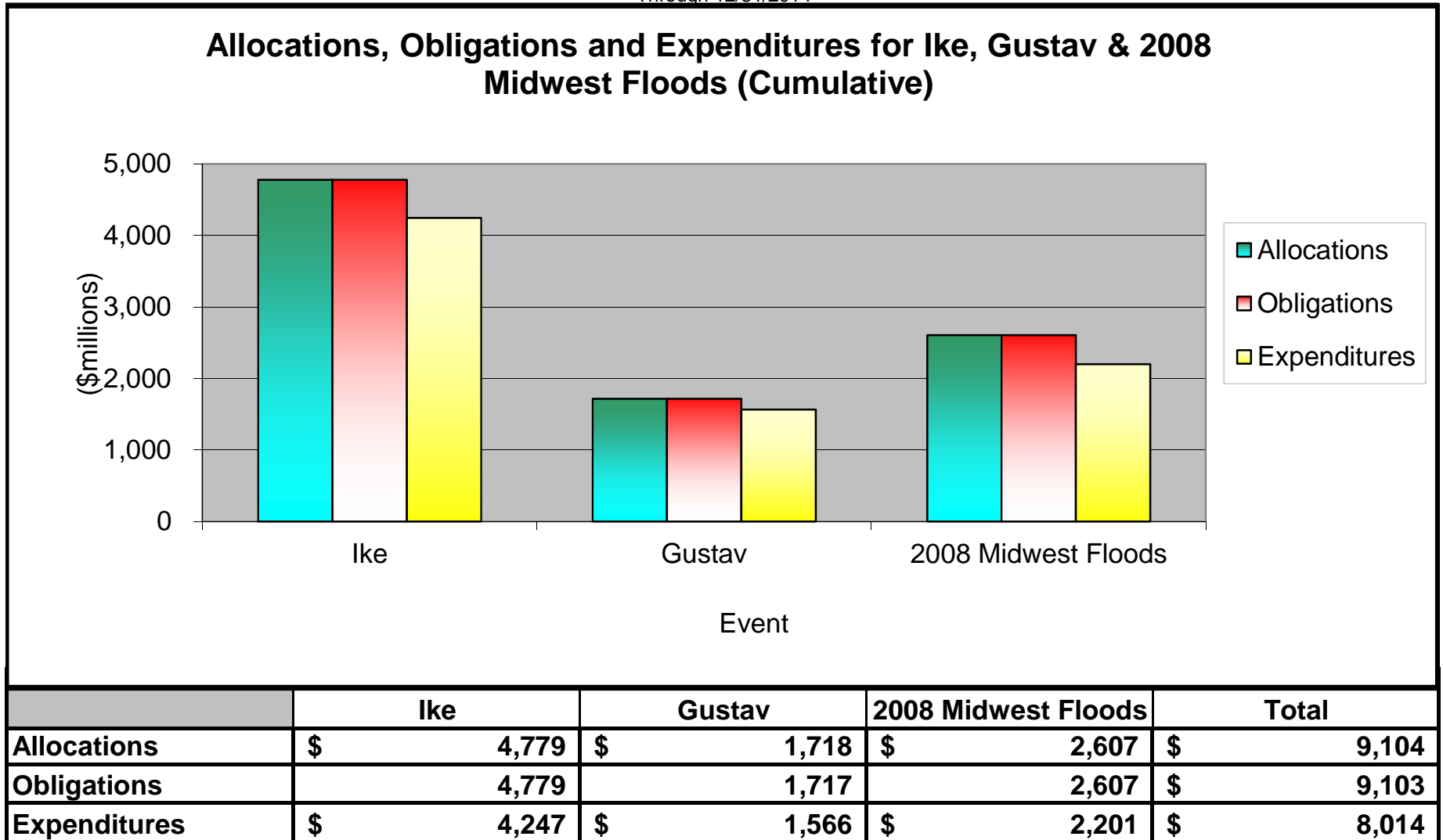


Source of financial information is the Integrated Financial Information Management System (IFMIS)

Total obligations include prior-year de-obligations

**APPENDIX D: ALLOCATIONS, OBLIGATIONS AND EXPENDITURES**

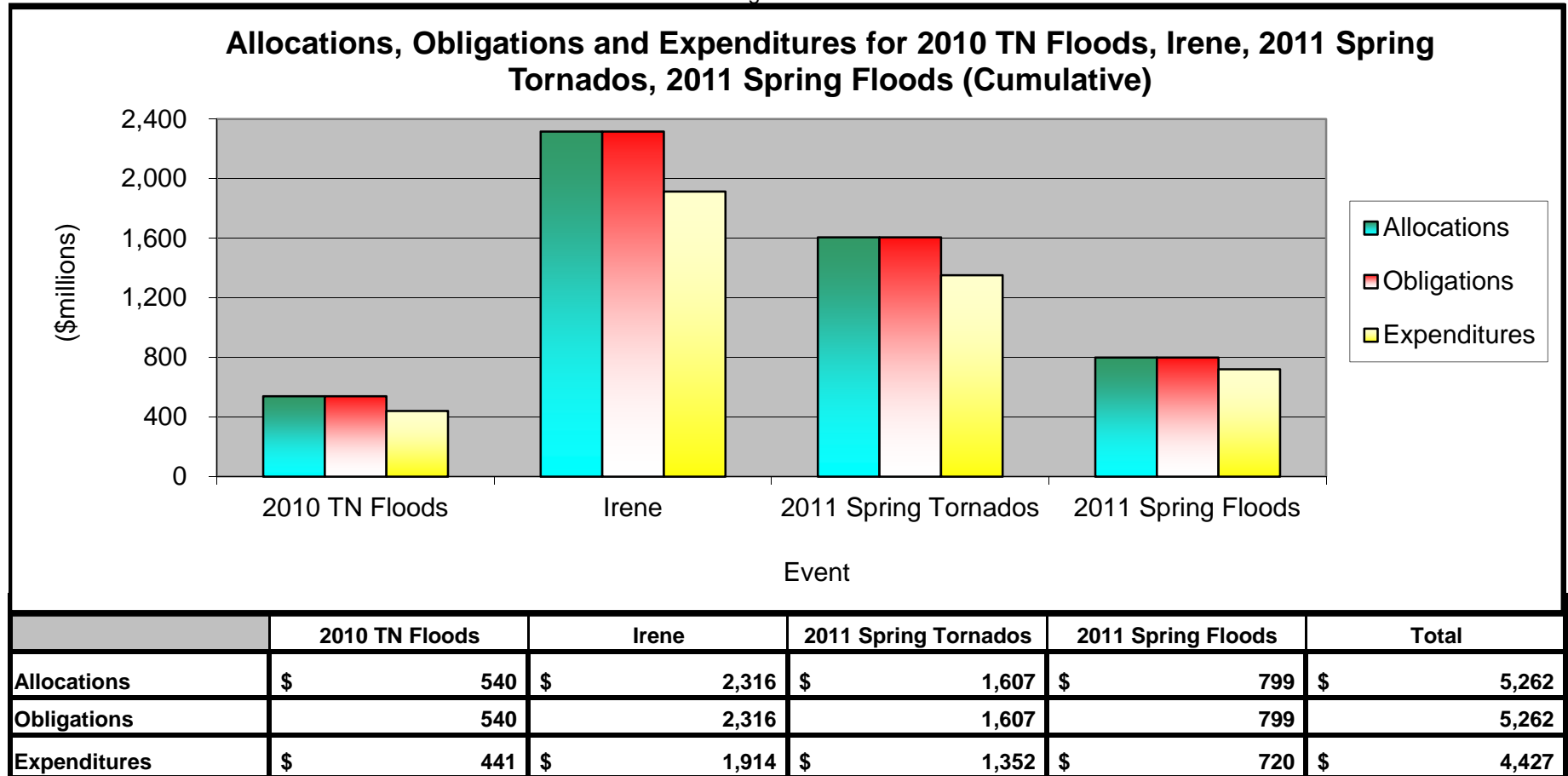
Through 12/31/2014



Source of financial information is the Integrated Financial Information Management System (IFMIS)  
 Total obligations include prior-year de-obligations

## APPENDIX D: ALLOCATIONS, OBLIGATIONS AND EXPENDITURES

Through 12/31/2014



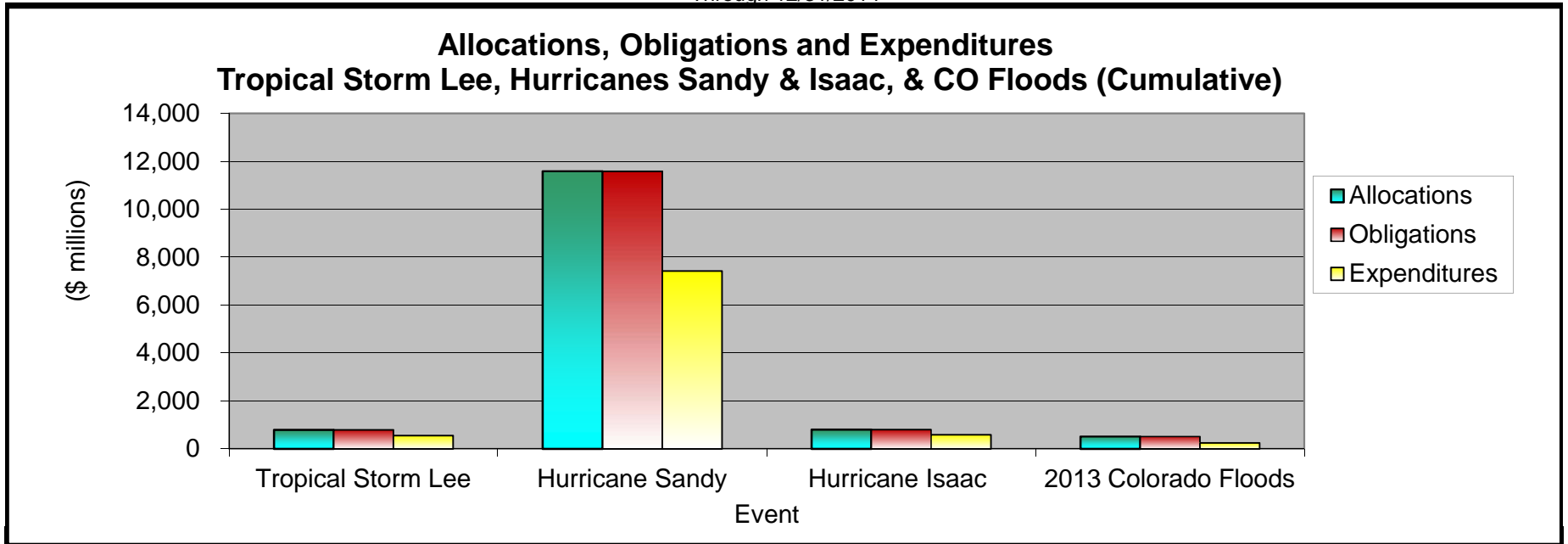
Source of financial information is the Integrated Financial Information Management System (IFMIS)

Total obligations include prior-year de-obligations



**APPENDIX D: ALLOCATIONS, OBLIGATIONS AND EXPENDITURES**

Through 12/31/2014



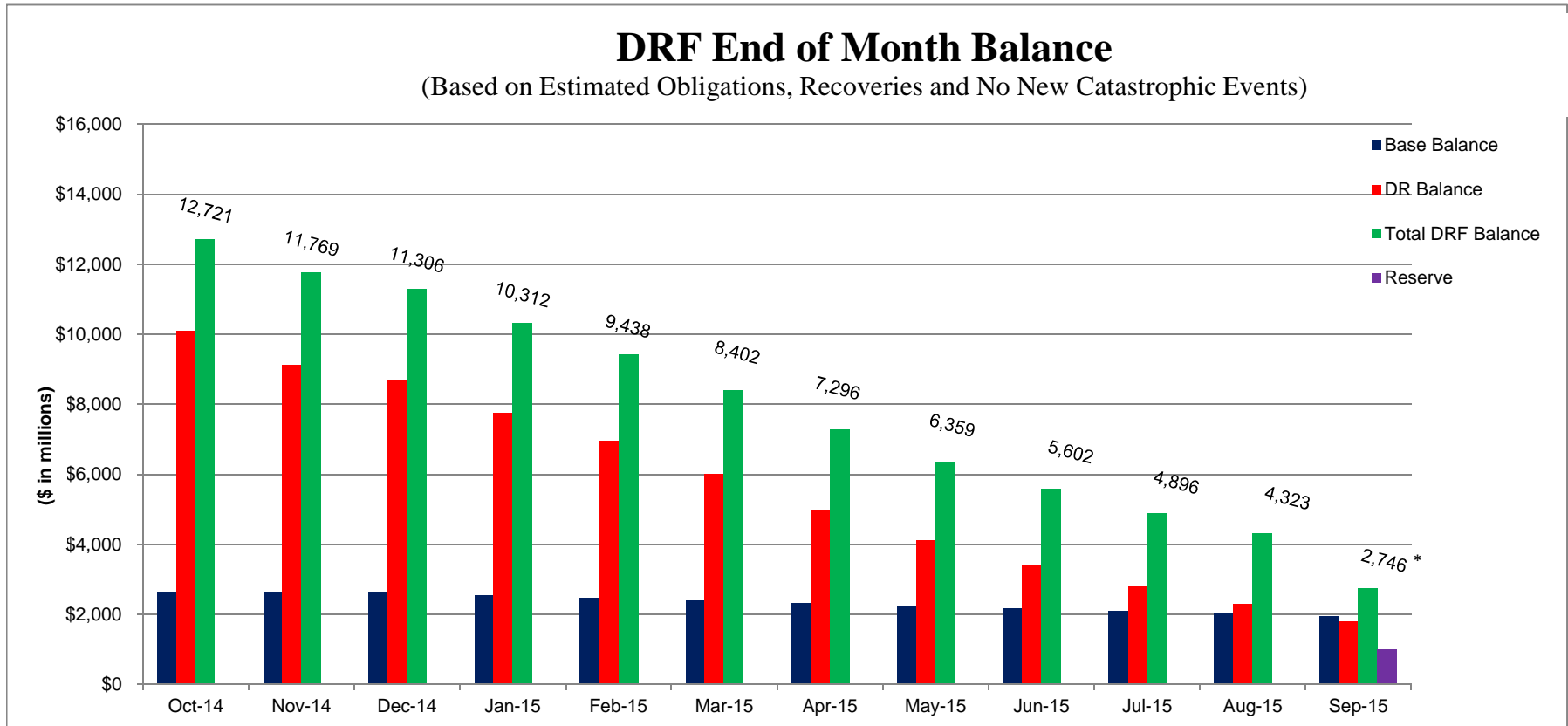
|                     | Tropical Storm Lee | Hurricane Sandy | Hurricane Isaac | 2013 Colorado Floods | Total     |
|---------------------|--------------------|-----------------|-----------------|----------------------|-----------|
| <b>Allocations</b>  | \$ 789             | \$ 11,592       | \$ 798          | \$ 512               | \$ 13,691 |
| <b>Obligations</b>  | 789                | 11,591          | 798             | 512                  | \$ 13,690 |
| <b>Expenditures</b> | \$ 551             | \$ 7,423        | \$ 586          | \$ 242               | \$ 8,802  |

Source of financial information is the Integrated Financial Information Management System (IFMIS)  
 Total obligations include prior-year de-obligations

Graphical Representation  
 Tropical Storm Lee, Hurricane Sandy, Hurricane Isaac, and CO Floods  
 Allocations, Obligations and Expenditures

# APPENDIX E: Estimate of Fund Exhaustion Date

Through 12/31/2014



\* Projected ending balance reduced by \$1B provision for reserve.

(1) Includes FY 2015 funding for the following major disaster events:

- Hurricanes Katrina/Rita/Wilma
- Hurricane Gustav
- Hurricane Ike
- Midwest Flooding
- 2010 TN Flooding
- 2011 Spring Tornadoes
- 2011 Spring Floods
- Hurricane Irene
- Tropical Storm Lee
- Hurricane Isaac
- Hurricane Sandy
- 2013 Colorado Floods

(2) Average for non-catastrophic event funding based on historical averages (non-Base and Base excluding DRS).

(3) Estimates based on January 2015 FEMA Spend Plans.

Note: The estimated end-of-fiscal year balance includes projections for on-going major events, the ten-year average for non-catastrophic events (per BCA calculation), anticipated base expenses, and projected DRF recoveries. These estimates are subject to change, e.g., rescissions, changes in appropriation levels, transfers, accelerated funding of current disasters, or a new catastrophic disaster; changes that could substantially reduce or deplete the projected year-end balance and impact FEMA's ability to respond timely and effectively to disasters and the needs of survivors. These no-year funds can only be used for disaster purposes and should be readily available without delay regardless of when during the fiscal year.

DRF Cost Estimation Bridge Table

| Event   | FY 2015 Estimated Total Obligations (\$ in millions) |                  |                  |                      |                         | Changes from Baseline   |  | Month to Month Change |  |
|---|--|------------------|------------------|----------------------|-------------------------|---|--|-----------------------|--|
|   | Baseline *   | Current Month    | Previous Month   | Change from Baseline | Change from Prior Month | Cause/Reason  | Cause/Reason   |                       |  |
|   |  | as of 01/01/2015 | as of 12/01/2014 |                      |                         |   |  |                       |  |
| <b>DRF Base Activities</b>                          |  |                  |                  |                      |                         |   |  |                       |  |
| <b>Emergencies</b>                                  | \$ 235   | \$ 235           | \$ 235           | \$ -                 | \$ -                    | Baseline estimates based on 10-year average and DRS Spend Plan.   | Baseline estimates based on 10-year average and DRS Spend Plan.  |                       |  |
| <b>Fire Management</b>                              | 82   | 82               | 82               | -                    | -                       | Baseline estimates based on 10-year average and DRS Spend Plan.   | Baseline estimates based on 10-year average and DRS Spend Plan.  |                       |  |
| <b>Surge</b>  | 82   | 82               | 82               | -                    | -                       | Baseline estimates based on 10-year average and DRS Spend Plan.   | Baseline estimates based on 10-year average and DRS Spend Plan.  |                       |  |
| <b>Disaster Support &amp; Other Activities</b>      | 511  | 511              | 511              | -                    | -                       | Baseline estimates based on 10-year average and DRS Spend Plan.   | Baseline estimates based on 10-year average and DRS Spend Plan.  |                       |  |
| <b>Base Sub-Total</b>                               | <b>910</b>   | <b>910</b>       | <b>910</b>       | <b>-</b>             | <b>-</b>                |   |  |                       |  |
| <b>DRF DR Activities<sup>(1)</sup></b>              |  |                  |                  |                      |                         |   |  |                       |  |
| <b>Average Monthly Major DR Activity (Non-Cat.)</b> | 2,991  | 2,991            | 2,991            | -                    | -                       | Baseline estimate based on historical 10-year average and DRF Spend Plan.   | Baseline estimate based on historical 10-year average and DRF Spend Plan.  |                       |  |
| <b>Gustav</b>                                       | 33   | 34               | 35               | 1                    | (1)                     | Other: \$1M.  | Administration: (\$1M) decrease in technical assistance funding in 1786 LA.  |                       |  |
| <b>Ike</b>  | 93   | 103              | 100              | 10                   | 3                       | Public Assistance: \$3M net increase primarily due to an alternate project for the County of Galveston in 1791 TX. Hazard Mitigation: \$4M increase for drainage and elevation projects in 1791 TX and 1792 LA. Administration: \$2M for salaries and benefits in 1791 TX. Other: \$1M.   | Hazard Mitigation: \$1M net increase primarily due to an elevation project for Iberia Parish in 1792 LA. Administration: \$2M increase for salaries and benefits in 1791 TX.   |                       |  |
| <b>Katrina Rita Wilma</b>                           | 474  | 515              | 496              | 41                   | 19                      | Public Assistance: \$9M increase for appeals in 1609 FL; \$35M net increase primarily due to cost overruns and improved projects for LSU in 1603 LA; \$2M net increase for state management costs in 1604 MS. Hazard Mitigation: (\$11M) decrease for removed projects in 1603 LA. Administration: \$5M increase for salaries and benefits and technical assistance contracts in 1603 LA. Other: \$1M.  | Public Assistance: \$30M net increase primarily due to improved projects for the LSU School of Health & Science in 1603 LA. Hazard Mitigation: (\$11M) decrease due to the removal of projects that were projected, but previously obligated in 1603 LA.   |                       |  |
| <b>Midwest Floods</b>                               | 15   | 23               | 17               | 8                    | 6                       | Increases in 1763 IA: Public Assistance: \$2M increase for appeals and added projects. Hazard Mitigation: \$3M increase for cost overruns. Administration: \$3M increase for salaries and benefits.   | Increases in 1763 IA: Public Assistance: \$1M increase for a Cedar Falls utility project. Hazard Mitigation: \$3M increase for cost overruns. Administration: \$2M increase for salaries and benefits.   |                       |  |
| <b>TN Floods</b>                                    | 24   | 30               | 26               | 6                    | 4                       | Public Assistance: \$6M increase for appeals and alternate projects for Clarksville Gas and Water and Nashville Davidson in 1909 TN.  | Public Assistance: \$4M increase due to appeals for the Clarksville Gas and Water in 1909 TN.  |                       |  |
| <b>2011 Spring Tornadoes</b>                        | 28   | 46               | 31               | 18                   | 15                      | Public Assistance: \$14M net increase primarily due to Mercy Health of Joplin projects in 1980 MO. Hazard Mitigation: \$3M increase for amendments to safe room projects in 1980 MO. Other: \$1M.   | Public Assistance: \$14M net increase primarily due to projects for Mercy Health of Joplin in 1980 MO. Other: \$1M   |                       |  |
| <b>2011 Spring Floods</b>                           | 27   | 27               | 27               | -                    | -                       |   |  |                       |  |
| <b>Irene</b>  | 83   | 88               | 87               | 5                    | 1                       | Public Assistance: \$2M increase for cost overruns and adjustments in 4022 VT, 4028 MA, and 4020 NY. Administration: \$2M increase for salaries and benefits primarily in 4020 NY. Other: \$1M.   | Administration: \$1M increase for salaries and benefits in 4020 NY.  |                       |  |
| <b>Lee</b>  | 74   | 75               | 74               | 1                    | 1                       | Other: \$1M.  | Other: \$1M.   |                       |  |
| <b>Isaac</b>  | 71   | 78               | 73               | 7                    | 5                       | Public Assistance: \$6M net increase due to reversed insurance reductions, scope alignments, and cost overruns in 4080 LA. Hazard Mitigation: (\$2M) decrease due to a project being withdrawn in 4080 LA. Administration: \$3M.  | Public Assistance: \$2M net increase for project scope alignments and cost overruns in 4080 LA and projects in 1609 FL. Administration: \$3M increase for technical assistance contracts and salaries and benefits in 4080 LA.   |                       |  |
| <b>Sandy</b>  | 5,070  | 5,209            | 5,179            | 139                  | 30                      | Public Assistance: \$30M net increase primarily due to Public Assistance Alternative Procedures (PAAP) project increases in 4085 NY; \$7M increase due to SFM scheduling and accelerations in 4098 OH and 4087 CT; \$8M increase for scope changes in 4086 NJ. Hazard Mitigation: \$8M net increase primarily due to project accelerations in 4085 NY; \$24M increase for acquisition and infrastructure projects in 4086 NJ. Administration: \$45M increase due to technical assistance contract funding in 4085 NY; \$16M increase for salaries and benefits in 4085 NY and 4086 NJ. Other: \$1M. | Public Assistance: \$10M increase primarily due to NY Fire Department Public Assistance Alternative Procedures (PAAP) and Port Authority project increases in 4085 NY; \$3M increase for scope of work changes for Monmouth in 4086 NJ; \$2M increase for accelerated projects in 4087 CT; Hazard Mitigation: \$24M net increase due to accelerated acquisitions and increased amounts for infrastructure projects in 4086 NJ; \$4M increase for the City Small Business Services in 4085 NY. Administration: (\$12M) decrease in salary and benefits projections in 4086 NJ and (\$2M) decrease for technical assistance contracts in 4085 NY. Other: \$1M. |                       |  |
| <b>2013 Colorado Flooding</b>                       | 44   | 74               | 65               | 30                   | 9                       | Public Assistance: \$19M net increase primarily due to project versions and scope changes for Larimer and Boulder counties in 4145 CO. Administration: \$15M increase for salaries and benefits in 4145 CO. Hazard Mitigation: (\$5M) decrease for delayed projects in 4145 CO. Other: \$1M.  | Public Assistance: \$1M increase for scope of work changes for Boulder county in 4145 CO. Hazard Mitigation: (\$5M) decrease due to HMGP Ceiling Lock-in extension in 4145 CO. Administration: \$13M increase for salaries and benefits not previously projected in 4145 CO.   |                       |  |
| <b>DR Sub-Total</b>                                 | <b>9,027</b>   | <b>9,293</b>     | <b>9,201</b>     | <b>266</b>           | <b>92</b>               |   |  |                       |  |
| <b>Total</b>  | <b>\$ 9,937</b>                                      | <b>\$ 10,203</b> | <b>\$ 10,111</b> | <b>\$ 266</b>        | <b>\$ 92</b>            |   |  |                       |  |

\*Based on October 2014 Spend Plans

(1) FEMA plans to reassess all spend plans at least quarterly and will update estimates and obligations based on new data.