

The U.S. Immigration System

BY THE NUMBERS

2015 Immigration Benefits

The Office of Immigration Statistics (OIS) reports on several main types of immigration benefits for foreign-born persons: lawful permanent residence (LPR), refugee arrivals, grants of asylum, naturalizations, and temporary admissions of nonimmigrants. This graphic provides information for these categories for Fiscal Year 2015.

LAWFUL PERMANENT RESIDENTS

1,051,031

individuals were granted lawful permanent resident (LPR) status in 2015.



Women | 45.1% Men | 36.3% Children | 18.6%

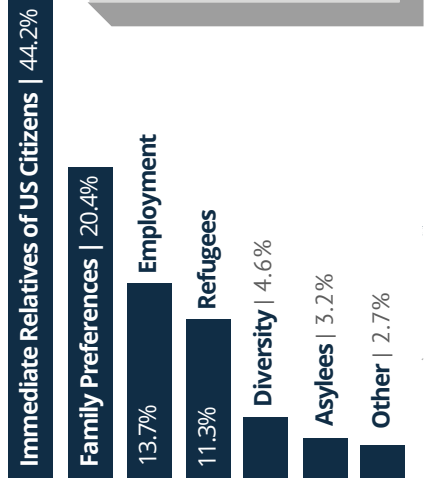
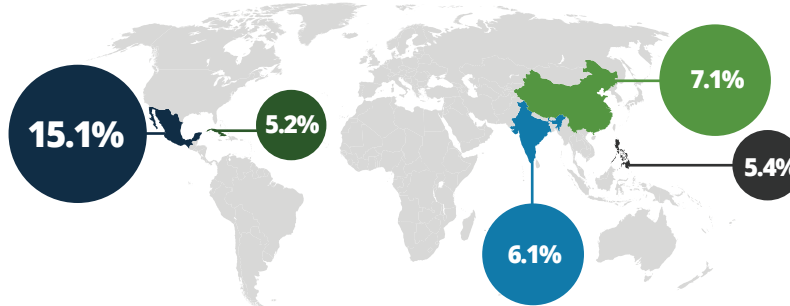
Reasons for LPR status included:



Spouses | 57.1%
Parents | 28.6%
Children | 14.4%

LPR grantees represented over 70 countries, including:

- Mexico | 15.1%
- China | 7.1%
- India | 6.1%
- Philippines | 5.4%
- Cuba | 5.2%

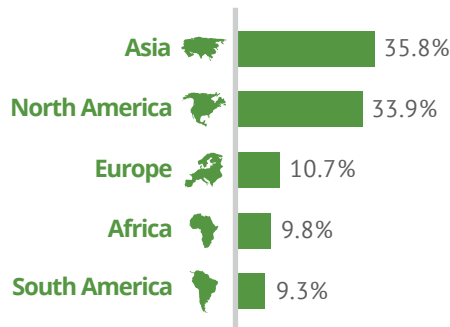


NATURALIZATIONS

730,259

individuals became naturalized United States citizens in 2015.

Regions of birth included:



REFUGEES & ASYLEES

69,920

individuals were admitted as refugees.

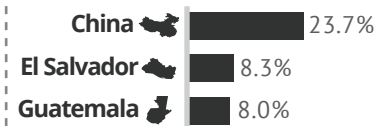
Top countries of nationality included:



26,124

individuals were granted asylum.

Top countries of nationality included:



NONIMMIGRANT ADMISSIONS (I-94 ARRIVALS)

