

The U.S. Immigration System

BY THE NUMBERS

2015 I-94 Nonimmigrant Admissions

Nonimmigrants are foreign nationals granted temporary admission to the United States. Some examples of nonimmigrant admission categories are tourists and business travelers, students, temporary workers, and diplomatic and international organization staff. This graphic provides data for nonimmigrants who received I-94 and I-94W forms in Fiscal Year 2015; these forms are issued to most types of nonimmigrants with the important exceptions of Canadian tourists and business travelers and Mexicans with border crossing cards.

TOTAL I-94/I-94W ADMISSIONS

76,638,236

individuals were admitted to the United States using Form I-94 or I-94W. An I-94/I-94W is a form denoting the Arrival-Departure Record of particular aliens.

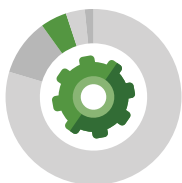
I-94/I-94W ADMISSIONS BY CLASS OF ADMISSION



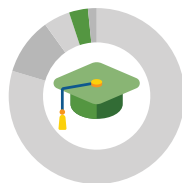
Temporary Visitors for Pleasure
79.6%



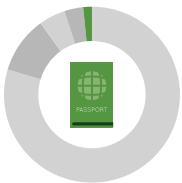
Temporary Visitors for Business
10.5%



Temporary Workers & Families
4.9%



Students & Exchange Visitors
3.5%



Other
1.6%

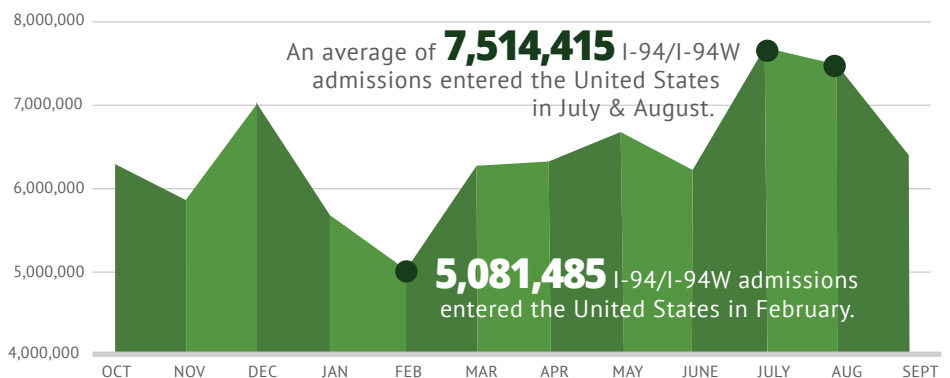
VISA WAIVERS

22,419,941 | 29.3%

I-94W admissions participated in the Visa Waiver Program.

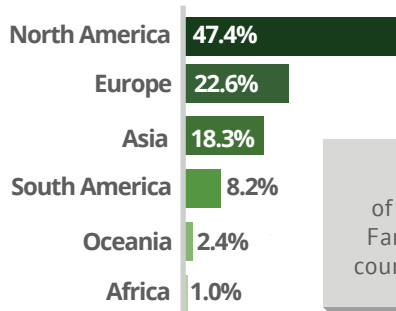
The Visa Waiver Program allows nationals of designated countries to travel to the United States as tourists or business travelers without a visa for a period not to exceed 90 days.

MONTH OF ARRIVAL

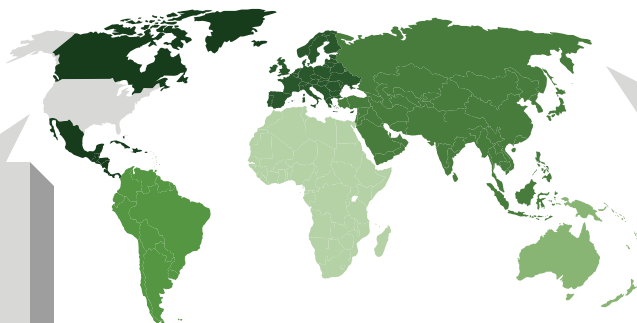


REGION OF CITIZENSHIP

I-94/I-94W admissions came from the following regions:



52.2% of Temporary Workers & Families were citizens of countries in North America.



50.1% of all Students & Exchange Visitors were citizens of countries in Asia.

