

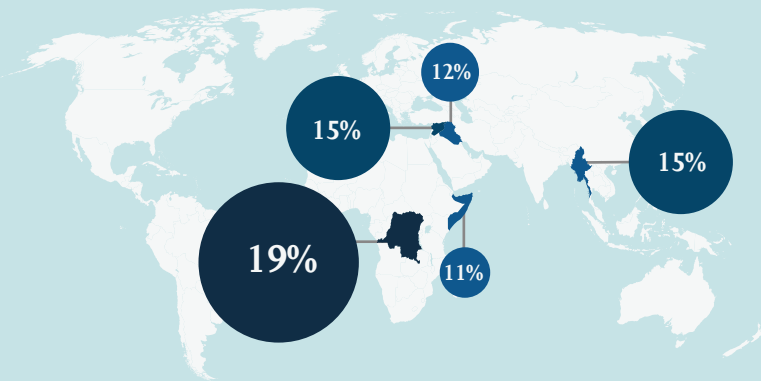
# The U.S. Immigration System

## 2016 Refugees & Asylees

The United States provides refuge to persons who have been persecuted or have a well-founded fear of persecution through two programs: a refugee program for persons outside the United States and an asylum program for persons in the United States and their immediate relatives. This infographic provides information on persons admitted as refugees or granted asylum in the United States in Fiscal Year 2016.

### Refugees

#### TOP 5 COUNTRIES OF NATIONALITY



Dem. Rep. of Congo 16,370 | 19%

Syria 12,587 | 15%

Burma 12,347 | 15%

Iraq 9,880 | 12%

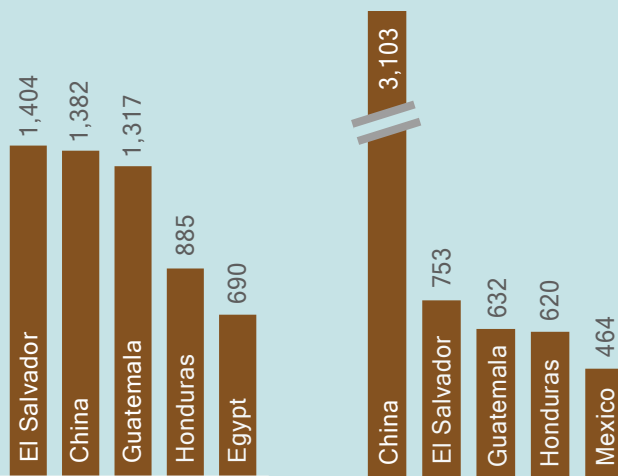
Somalia 9,020 | 11%

**84,989** persons were admitted to the United States as refugees in Fiscal Year 2016.

### Asylees

#### TOP 5 COUNTRIES OF NATIONALITY

**20,455** individuals were granted asylum<sup>1</sup> in Fiscal Year 2016.



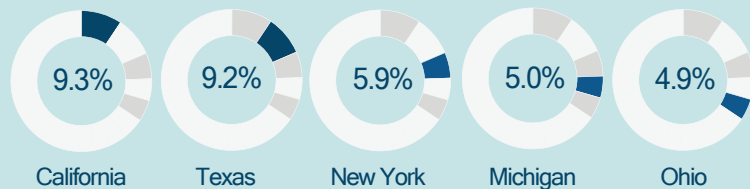
Affirmative Asylum

Defensive Asylum

<sup>1</sup>Affirmative and defensive asylum

#### TOP STATES OF INITIAL RESETTLEMENT

In 2016, 34% of admitted refugees were resettled in 5 states:



California

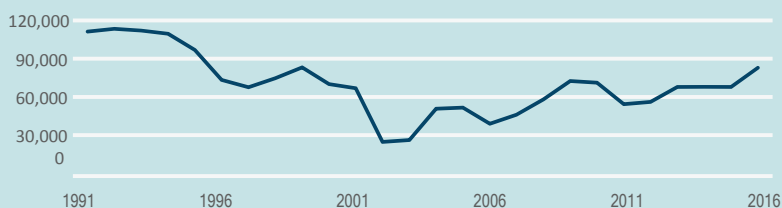
Texas

New York

Michigan

Ohio

#### REFUGEE ADMISSIONS SINCE 1991



#### CREDIBLE FEAR



**73%** of Credible Fear screenings in Fiscal Year 2016 were from the Northern Triangle countries of El Salvador, Guatemala, and Honduras.

#### WAYS OF OBTAINING ASYLUM

- 1 Affirmatively through U.S. Citizenship and Immigration Services (USCIS).
- 2 Defensively before an immigration judge of the Executive Office for Immigration Review (EOIR) of the Department of Justice.
- 3 Through derivative asylum status as the spouse or child of an asylee.

