



# **Disaster Relief Fund: Monthly Report**

**as of October 31, 2020**

*November 6, 2020*

**Fiscal Year 2021 Report to Congress**



**Homeland  
Security**

*Federal Emergency Management Agency*

# Foreword from the Administrator

November 6, 2020

I am pleased to present the following, "Disaster Relief Fund: Monthly Report," which has been prepared by the Federal Emergency Management Agency.

This document has been compiled pursuant to language set forth in the Fiscal Year 2021 Continuing Appropriations Act, 2021 (P.L. 116-159).

Pursuant to congressional requirements, this report is being provided to the following Members of Congress:



The Honorable Lucille Roybal-Allard  
Chairwoman, House Appropriations Subcommittee on Homeland Security

The Honorable Chuck Fleischmann  
Ranking Member, House Appropriations Subcommittee on Homeland Security

The Honorable Shelley Moore Capito  
Chairman, Senate Appropriations Subcommittee on Homeland Security

The Honorable Jon Tester  
Ranking Member, Senate Appropriations Subcommittee on Homeland Security

Inquiries relating to this report may be directed to me at (202) 646-3900.

Sincerely,

A handwritten signature in blue ink that reads "PTG". The signature is stylized and includes a long horizontal line extending to the right.

Pete Gaynor  
Administrator  
Federal Emergency Management Agency



# Disaster Relief Fund: Monthly Report as of October 31, 2020

## Table of Contents

I.	Legislative Language.....	1
II.	Background.....	3
	Appendix A: Appropriations Summary.....	4
	Appendix B: DRF Funding Activity.....	5
	Appendix C: Obligations and Estimates by Spending Category.....	13
	Appendix D: Allocations, Obligations, & Expenditures.....	14
	Appendix E: Fund Exhaustion Date.....	23
	Appendix F: DRF Cost Estimation Bridge Table.....	24

# I. Legislative Language

This document has been compiled pursuant to language set forth in the Fiscal Year (FY) 2021 Continuing Appropriations Act, 2021 (P.L. 116-159).

P.L. 116-159 states:

The following sums are hereby appropriated, out of any money in the Treasury not otherwise appropriated, and out of applicable corporate or other revenues, receipts, and funds, for the several departments, agencies, corporations, and other organizational units of Government for fiscal year 2021, and for other purposes, namely:

SEC. 101. Such amounts as may be necessary, at a rate for operations as provided in the applicable appropriations Acts for fiscal year 2020 and under the authority and conditions provided in such Acts, for continuing projects or activities (including the costs of direct loans and loan guarantees) that are not otherwise specifically provided for in this Act, that were conducted in fiscal year 2020, and for which appropriations, funds, or other authority were made available in the following appropriations Acts...(6) The Department of Homeland Security Appropriations Act, 2020 (division A of Public Law 116–93) as amended, and title I of division H of Public Law 116–93.

P.L. 116-93 (referenced above) states:

The reporting requirements in paragraphs (1) and (2) under the heading "Federal Emergency Management Agency – Disaster Relief Fund" in the Department of Homeland Security Appropriations Act, 2015 (Public Law 114–4) shall be applied to fiscal year 2020 with respect to budget year 2021 and current fiscal year 2020, respectively –

- (1) in paragraph (1) by substituting “fiscal year 2021” for “fiscal year 2016”; and
- (2) in paragraph (2) by inserting “business” after “fifth”.

P.L. 114-4 (referenced above) states:

*Provided*, That the Administrator of the Federal Emergency Management Agency shall submit to the Committees on Appropriations of the Senate and the House of Representatives the following reports, including a specific description of the methodology and the source data used in developing such reports.

(2) an estimate or actual amounts, if available, of the following for the current fiscal year shall be submitted not later than the fifth [business] day of each month, and shall be published by the Administrator on the Agency's Web site not later than the fifth business day of each month:

- (A) a summary of the amount of appropriations made available by source, the transfers executed, the previously allocated funds recovered, and the commitments, allocations, and obligations made;

- (B) a table of disaster relief activity delineated by month, including-
  - (i) the beginning and ending balances;
  - (ii) the total obligations to include amounts obligated for fire assistance, emergencies, surge, and disaster support activities;
  - (iii) the obligations for catastrophic events delineated by event and by state; and
  - (iv) the amount of previously obligated funds that are recovered;
- (C) a summary of allocations, obligations, and expenditures for catastrophic events delineated by event;
- (D) in addition, for a disaster declaration related to Hurricane Sandy, the cost of the following categories of spending: public assistance, individual assistance, mitigation, administrative, operations, and any other relevant category (including emergency measures and disaster resources); and
- (E) the date on which funds appropriated will be exhausted...

P.L. 116-136 states:

*Provided further,* That every 30 days the Administrator shall provide the Committees on Appropriations of the Senate and the House of Representatives both projected and actual costs for funds provided under this heading for major disasters and any other expenses...

This report covers activities as of October 31, 2020.

## II. Background

P.L. 116-93 requires that the FEMA Administrator provide a report by the fifth business day of each month on the Disaster Relief Fund (DRF) that includes a funding summary, a table delineating DRF funding activities each month by state and event, a summary of the funding for the catastrophic events, and the fund exhaustion date, or end-of-fiscal-year balance.

P.L. 116-136 requires that both projected and actual costs for funds provided by it for major disasters and any other expenses be provided to the House and Senate Appropriations Committees.

Consequently, the following report elements are included:

1. Appendix A is an appropriations summary that includes a synopsis of the amount of appropriations made available by source, the transfers executed, the previously allocated funds recovered, and the commitments, allocations, and obligations.
2. Appendix B presents details on the DRF funding activities delineated by month.
3. Appendix C presents obligations and estimates by spending category for Hurricanes Sandy, Harvey, Irma, and Maria; Coronavirus Disease 2019 (COVID-19); and declarations since August 1, 2017.
4. Appendix D presents funding summaries for the current active catastrophic events including the allocations, obligations, and expenditures.
5. Appendix E presents the fund exhaustion date, or end-of-fiscal-year balance.
6. Appendix F presents a bridge table that provides explanation for the monthly and baseline change for all activities to include details for catastrophic events.

<b>Disaster Relief Fund Congressional Monthly Report</b> <b>as of October 31, 2020</b> (Dollars in Millions)				
	<b>Base</b>	<b>Major Declarations</b>	<b>Predisaster Mitigation</b>	<b>Total</b>
Carryover From FY 2020	4,488	10,347	957	15,792
FY 2021 Appropriation/CR <sup>(1)</sup>	511	17,352	-	17,863
FY 2021 Recoveries	40	440	-	480
<b>Total Budget Authority</b>	<b>5,039</b>	<b>28,139</b>	<b>957</b>	<b>34,135</b>
Rescission <sup>(2)</sup>	(300)	-	-	(300)
Actual/Anticipated Transfers to DADLP <sup>(3)</sup>	-	(45)	-	(45)
6% for Predisaster Mitigation per DRRRA <sup>(4)</sup>	-	(13)	13	-
Actual/Anticipated Transfers to USAID <sup>(5)</sup>	(21)	-	-	(21)
<b>Revised Budget Authority <sup>(6)</sup></b>	<b>4,718</b>	<b>28,081</b>	<b>970</b>	<b>33,769</b>
Obligations <sup>(7)</sup>	(80)	(2,755)	(2)	(2,837)
<b>Balance</b>	<b>4,638</b>	<b>25,326</b>	<b>968</b>	<b>30,932</b>
<b>Projections for the Remainder of FY 2021</b>				
Projected FY 2021 Additional Obligations				
Based on Existing Spend Plans				
Non-Catastrophic Disasters	-	-	-	-
Catastrophic Disasters	-	(19,834)	-	(19,834)
DRS and Other	(326)	-	-	(326)
<b>Subtotal Existing Spend Plans</b>	<b>(326)</b>	<b>(19,834)</b>	<b>-</b>	<b>(20,160)</b>
Based on 10-year Average				
Non-Catastrophic Disasters	-	(1,798)	-	(1,798)
EM, FMAG, and SU	(230)	-	-	(230)
<b>Subtotal 10-year Average</b>	<b>(230)</b>	<b>(1,798)</b>	<b>-</b>	<b>(2,028)</b>
<b>Total Projected FY 2021 Additional Obligations</b>	<b>(556)</b>	<b>(21,632)</b>	<b>-</b>	<b>(22,188)</b>
Projected Additional Recoveries	260	760	-	1,020
<b>Balance</b>	<b>\$ 4,342</b>	<b>\$ 4,454</b>	<b>\$ 968</b>	<b>\$ 9,764</b>

**Notes:**

- (1) Pursuant to section 145 of the Continuing Appropriations Act, 2021, Public Law 116-159, the DRF appropriation may be apportioned as necessary, up to the FY2020 enacted levels, to carry out response and recovery activities.
- (2) Pursuant to P.L. 116-93, Consolidated Appropriations Act, 2020.
- (3) Pursuant to P.L. 115-72, Additional Supplemental Appropriations for Disaster Relief Requirements Act, 2017.
- (4) Pursuant to the Disaster Recovery Reform Act (P.L. 115-254).
- (5) Anticipated transfers to USAID for Compact Aid Agreement.
- (6) The Building Resilient Infrastructure and Communities (BRIC) total set-aside amount includes \$500 million of the COVID-19 declaration estimates. FEMA estimates up to \$3.7 billion for BRIC (6%) as a result of COVID-19 major disaster declarations. Future set-asides associated with this estimate may be forthcoming.
- (7) As of October 31, 2020, unobligated commitments totaled \$97 million and uncommitted/unobligated allocations totaled \$437 million.

Source of financial information is the Integrated Financial Management Information System (IFMIS).

**APPENDIX B: DRF Funding Activity (Details)**

**Disaster Relief Fund Monthly Obligations FY 2021  
DRF Monthly Spend Plan (FY 2021)  
(\$ in millions)  
as of October 31, 2020**

	<u>Oct-20</u>	<u>Nov-20</u>	<u>Dec-20</u>	<u>Jan-21</u>	<u>Feb-21</u>	<u>Mar-21</u>	<u>Apr-21</u>	<u>May-21</u>	<u>Jun-21</u>	<u>Jul-21</u>	<u>Aug-21</u>	<u>Sep-21</u>	<u>Total</u>
Beginning of Month DRF Balance	\$ 15,792	\$ 30,932	\$ 29,766	\$ 23,949	\$ 21,939	\$ 20,064	\$ 18,892	\$ 16,671	\$ 15,226	\$ 14,136	\$ 12,594	\$ 11,503	\$ 9,764
FY 2021 Appropriation/CR <sup>(1)</sup>	17,863												
Actual/Anticipated Transfers to DADLP <sup>(2)</sup>	(45)												
Rescission <sup>(1)</sup>	(300)												
6% for Predisaster Mitigation per DRRR Including Obligations <sup>(3)</sup>	13												
Predisaster Mitigation <sup>(3)</sup>	(13)												
Actual/Anticipated Transfers to USAID <sup>(4)</sup>	(21)												
<b>Total Available</b>	<b>33,289</b>	<b>30,932</b>	<b>29,766</b>	<b>23,949</b>	<b>21,939</b>	<b>20,064</b>	<b>18,892</b>	<b>16,671</b>	<b>15,226</b>	<b>14,136</b>	<b>12,594</b>	<b>11,503</b>	<b>9,764</b>
Major Declarations	27,641	25,326	24,191	18,388	16,433	14,570	13,442	11,227	9,794	8,726	7,202	6,271	4,454
Base	4,678	4,638	4,607	4,593	4,538	4,526	4,482	4,476	4,464	4,442	4,424	4,264	4,342
Predisaster Mitigation	970	968	968	968	968	968	968	968	968	968	968	968	968
<b>Predisaster Mitigation and DRF Base Activities</b>													
<b>Predisaster Mitigation</b>													
Monthly Actual/Estimated Obligations	(2)	-	-	-	-	-	-	-	-	-	-	-	(2)
<b>Emergencies</b>													
Monthly Actual/Estimated Obligations	(28)	(1)	-	(12)	(2)	(11)	1	1	(2)	(1)	(106)	65	(96)
<b>Fire Management</b>													
Monthly Actual/Estimated Obligations	(15)	(3)	(7)	(34)	(4)	(10)	(6)	(4)	(10)	(15)	(3)	(12)	(123)
<b>Surge</b>													
Monthly Actual/Estimated Obligations	(4)	(5)	(2)	-	(1)	(1)	(1)	-	(1)	-	(48)	5	(58)
<b>Disaster Support &amp; Other Activities</b>													
DRS Monthly Actual/Estimated Obligations	(33)	(37)	(25)	(30)	(21)	(41)	(19)	(25)	(29)	(23)	(27)	(17)	(327)
Other Monthly Actual/Estimated Obligations	-	(8)	(3)	(2)	(8)	(5)	(5)	(8)	(4)	(3)	-	14	(32)
Monthly Actual/Estimated Obligations	(33)	(45)	(28)	(32)	(29)	(46)	(24)	(33)	(33)	(26)	(27)	(3)	(359)
<b>Total Predisaster Mitigation and DRF Base Actual/Estimated Obligations</b>	<b>(82)</b>	<b>(54)</b>	<b>(37)</b>	<b>(78)</b>	<b>(36)</b>	<b>(68)</b>	<b>(30)</b>	<b>(36)</b>	<b>(46)</b>	<b>(42)</b>	<b>(184)</b>	<b>55</b>	<b>(638)</b>
<b>DRF DR Activities</b>													
<b>Average Monthly Major DR Activity (Non-Cat.)</b>													
Monthly Actual/Estimated Obligations	(397)	(168)	(268)	(248)	(184)	(140)	(148)	(90)	(107)	(236)	(83)	(126)	(2,195)
<b>Gustav</b>													
Initial FY 2021 Spend Plan Estimates	(4)	-	(2)	-	(2)	(3)	-	-	(1)	-	(4)	(4)	(20)
Monthly Actual/Estimated Obligations	-	-	(2)	-	(2)	(7)	-	-	(1)	-	(4)	(3)	(19)
<b>Ike</b>													
Initial FY 2021 Spend Plan Estimates	-	(1)	(2)	(1)	-	-	-	-	-	-	-	(1)	(5)
Monthly Actual/Estimated Obligations	(1)	(1)	(1)	(1)	-	-	-	-	-	-	-	(1)	(5)
<b>Katrina Rita Wilma</b>													
Initial FY 2021 Spend Plan Estimates	(3)	(7)	(76)	(3)	(3)	(29)	(9)	(10)	(5)	(3)	(6)	(6)	(160)
Monthly Actual/Estimated Obligations	(3)	(7)	(73)	(4)	(7)	(29)	(9)	(10)	(5)	(4)	(6)	(4)	(161)
<b>TN Floods</b>													
Initial FY 2021 Spend Plan Estimates	-	(1)	(1)	-	-	-	-	-	-	-	-	(1)	(3)
Monthly Actual/Estimated Obligations	-	-	(1)	-	(2)	-	-	-	-	-	-	-	(3)
<b>2011 Spring Tornadoes</b>													
Initial FY 2021 Spend Plan Estimates	-	(2)	-	(1)	-	-	-	-	-	-	-	-	(3)
Monthly Actual/Estimated Obligations	-	(1)	-	(1)	-	-	-	-	-	-	-	(1)	(3)



APPENDIX B: DRF Funding Activity (Details)

Disaster Relief Fund Monthly Obligations FY 2021  
 DRF Monthly Spend Plan (FY 2021)  
 (\$ in millions)  
 as of October 31, 2020

	Oct-20	Nov-20	Dec-20	Jan-21	Feb-21	Mar-21	Apr-21	May-21	Jun-21	Jul-21	Aug-21	Sep-21	Total
<b>Irene</b>													
Initial FY 2021 Spend Plan Estimates	-	(2)	(2)	(5)	(2)	(8)	(1)	(1)	-	-	-	(1)	(22)
Monthly Actual/Estimated Obligations	(2)	(1)	(2)	(6)	-	(4)	(3)	(4)	-	-	-	-	(22)
<b>Lee</b>													
Initial FY 2021 Spend Plan Estimates	-	(1)	-	-	-	(4)	-	-	-	-	-	-	(5)
Monthly Actual/Estimated Obligations	-	-	(1)	-	(1)	(3)	-	-	-	-	-	-	(5)
<b>Isaac</b>													
Initial FY 2021 Spend Plan Estimates	-	-	(1)	-	-	-	-	-	(1)	-	-	-	(2)
Monthly Actual/Estimated Obligations	-	-	(1)	-	-	-	-	-	(1)	-	-	-	(2)
<b>Sandy</b>													
Initial FY 2021 Spend Plan Estimates	(1)	(20)	(126)	(7)	(331)	(74)	(9)	(15)	(31)	(6)	(23)	(136)	(779)
Monthly Actual/Estimated Obligations	(2)	(20)	(127)	(7)	(331)	(74)	(9)	(15)	(31)	(6)	(23)	(137)	(782)
<b>2013 Colorado Flood</b>													
Initial FY 2021 Spend Plan Estimates	-	-	(2)	(1)	-	-	-	-	-	-	-	(4)	(7)
Monthly Actual/Estimated Obligations	-	-	(1)	(2)	-	-	-	-	-	-	-	(4)	(7)
<b>WV Floods 4273</b>													
Initial FY 2021 Spend Plan Estimates	-	-	(11)	-	(3)	-	-	(3)	-	(1)	(17)	-	(35)
Monthly Actual/Estimated Obligations	(9)	-	(2)	-	(3)	-	-	(3)	-	(1)	(17)	-	(35)
<b>LA Floods 4277</b>													
Initial FY 2021 Spend Plan Estimates	(2)	(23)	(13)	(1)	(13)	(12)	(6)	(3)	(14)	(4)	(1)	(1)	(93)
Monthly Actual/Estimated Obligations	(6)	(15)	(13)	(1)	(13)	(12)	(6)	(3)	(19)	(4)	(1)	-	(93)
<b>Matthew</b>													
Initial FY 2021 Spend Plan Estimates	-	(7)	(91)	(12)	(17)	(1)	(2)	(4)	(4)	1	(1)	(7)	(145)
Monthly Actual/Estimated Obligations	(1)	(4)	(16)	(13)	(27)	-	(71)	-	(7)	-	-	(7)	(146)
<b>CA Winter Storms 4308</b>													
Initial FY 2021 Spend Plan Estimates	(4)	(2)	(3)	(9)	(1)	-	-	-	(2)	(308)	-	-	(329)
Monthly Actual/Estimated Obligations	(4)	(2)	(3)	(9)	(1)	-	-	-	(2)	(308)	-	-	(329)
<b>Harvey</b>													
Initial FY 2021 Spend Plan Estimates	(23)	(41)	(34)	(26)	(43)	(88)	(108)	(37)	(30)	(50)	(64)	(59)	(603)
Monthly Actual/Estimated Obligations	(16)	(18)	(29)	(32)	(62)	(88)	(108)	(32)	(34)	(50)	(64)	(57)	(590)
<b>Irma</b>													
Initial FY 2021 Spend Plan Estimates	(31)	(54)	(43)	(68)	(45)	(57)	(71)	(40)	(23)	(44)	(33)	(54)	(563)
Monthly Actual/Estimated Obligations	(55)	(40)	(42)	(63)	(34)	(72)	(61)	(40)	(23)	(46)	(30)	(56)	(562)
<b>Maria</b>													
Initial FY 2021 Spend Plan Estimates	(242)	(380)	(3,668)	(457)	(251)	(169)	(207)	(362)	(168)	(552)	(422)	(1,045)	(7,923)
Monthly Actual/Estimated Obligations	(238)	(209)	(4,359)	(348)	(260)	(150)	(111)	(277)	(179)	(521)	(441)	(835)	(7,928)
<b>CA Wildfires 2017</b>													
Initial FY 2021 Spend Plan Estimates	(11)	-	(1)	(7)	-	(2)	(23)	(17)	(17)	-	-	(1)	(79)
Monthly Actual/Estimated Obligations	(16)	-	(1)	(7)	-	(2)	(23)	(17)	(12)	-	-	(1)	(79)
<b>Florence</b>													
Initial FY 2021 Spend Plan Estimates	(17)	(29)	(51)	(17)	(33)	(35)	(58)	(25)	(18)	(45)	-	-	(328)
Monthly Actual/Estimated Obligations	(9)	(24)	(38)	(19)	(30)	(36)	(62)	(23)	(20)	(21)	-	(46)	(328)

APPENDIX B: DRF Funding Activity (Details)

Disaster Relief Fund Monthly Obligations FY 2021  
 DRF Monthly Spend Plan (FY 2021)  
 (\$ in millions)  
 as of October 31, 2020

	Oct-20	Nov-20	Dec-20	Jan-21	Feb-21	Mar-21	Apr-21	May-21	Jun-21	Jul-21	Aug-21	Sep-21	Total
<b>Michael</b>													
<b>Initial FY 2021 Spend Plan Estimates</b>	(95)	(65)	(78)	(100)	(80)	(121)	(90)	(99)	(101)	(82)	(9)	(143)	(1,063)
Monthly Actual/Estimated Obligations	(131)	(38)	(55)	(83)	(98)	(113)	(135)	(118)	(78)	(74)	(9)	(130)	(1,062)
<b>CA Wildfires 2018</b>													
<b>Initial FY 2021 Spend Plan Estimates</b>	(16)	(26)	(66)	(52)	(456)	(2)	(1)	(1)	(24)	(2)	(4)	(35)	(685)
Monthly Actual/Estimated Obligations	(11)	(97)	(4)	(61)	(460)	(2)	(8)	(2)	(2)	(1)	(3)	(31)	(682)
<b>Yutu 4404</b>													
<b>Initial FY 2021 Spend Plan Estimates</b>	(12)	(2)	(22)	(40)	(3)	(14)	(11)	-	(28)	(12)	(4)	(12)	(160)
Monthly Actual/Estimated Obligations	(18)	(5)	(10)	(40)	(3)	(13)	(14)	(4)	(28)	(12)	(4)	(9)	(160)
<b>PR Earthquakes 4473</b>													
<b>Initial FY 2021 Spend Plan Estimates</b>	(251)	(11)	(19)	(29)	(38)	(41)	(60)	(58)	(30)	(7)	(45)	(1)	(590)
Monthly Actual/Estimated Obligations	(240)	(21)	(14)	(30)	(38)	(34)	(97)	(58)	(31)	(8)	(5)	-	(576)
<b>COVID-19</b>													
<b>Initial FY 2021 Spend Plan Estimates</b>	(1,119)	(533)	(416)	(815)	(413)	(503)	(1,480)	(798)	(550)	(280)	(318)	(478)	(7,703)
Monthly Actual/Estimated Obligations	(1,490)	(408)	(745)	(950)	(340)	(400)	(1,363)	(785)	(542)	(275)	(291)	(428)	(8,017)
<b>Laura 4559</b>													
<b>Initial FY 2021 Spend Plan Estimates</b>	-	-	-	-	-	-	-	-	-	-	-	-	-
Monthly Actual/Estimated Obligations	(106)	(125)	(64)	(99)	(36)	(18)	(56)	(21)	(15)	(26)	(19)	(11)	(596)
<b>Actual/Estimated Major Declaration Obligations</b>													
Total DR Actual/Estimated Obligations	(2,755)	(1,204)	(5,872)	(2,024)	(1,932)	(1,197)	(2,284)	(1,502)	(1,137)	(1,593)	(1,000)	(1,887)	(24,387)
<b>FY 2021 Actual/Estimated Recoveries</b>													
<b>Monthly Recovery Estimates</b>	480	92	92	92	93	93	93	93	93	93	93	93	1,500
Major Declaration Actuals/Estimates	440	69	69	69	69	69	69	69	69	69	69	70	1,200
Base Actuals/Estimates	40	23	23	23	24	24	24	24	24	24	24	23	300
<b>DRF Available at End of Month (Including Recoveries)</b>	<b>\$ 30,932</b>	<b>\$ 29,766</b>	<b>\$ 23,949</b>	<b>\$ 21,939</b>	<b>\$ 20,064</b>	<b>\$ 18,892</b>	<b>\$ 16,671</b>	<b>\$ 15,226</b>	<b>\$ 14,136</b>	<b>\$ 12,594</b>	<b>\$ 11,503</b>	<b>\$ 9,764</b>	

NOTES:

- (1) Pursuant to section 145 of the Continuing Appropriations Act, 2021, Public Law 116-159, the DRF appropriation may be apportioned as necessary, up to the FY2020 enacted levels, to carry out response and recovery activities.
- (2) Pursuant to P.L. 115-72, Additional Supplemental Appropriations for Disaster Relief Requirements Act, 2017.
- (3) Pursuant to the Disaster Recovery Reform Act (P.L. 115-254). The Building Resilient Infrastructure and Communities (BRIC) total set-aside amount includes \$500 million of the COVID-19 declaration estimates. FEMA estimates up to \$3.7 billion for BRIC (6%) as a result of COVID-19 major disaster declarations. Future set-asides associated with this estimate may be forthcoming.
- (4) Anticipated transfers to USAID for Compact Aid Agreement.

APPENDIX B: DRF Funding Activity (By Catastrophic Disaster)

Disaster Relief Fund Monthly Detailed Obligations FY 2021  
(\$ in millions)

Event/DR	Cumulative Obligations Thru FY														FY 2021 Total
	2020	October	November	December	January	February	March	April	May	June	July	August	September		
	Actual	Estimated	Estimated	Estimated	Estimated	Estimated	Estimated	Estimated	Estimated	Estimated	Estimated	Estimated	Estimated		
<b>Gustav</b>															
1786-LA	\$ (1,685)	\$ -	\$ -	\$ (2)	\$ -	\$ (2)	\$ (7)	\$ -	\$ -	\$ (1)	\$ -	\$ (4)	\$ (3)	(19)	
1789-AL	(10)	-	-	-	-	-	-	-	-	-	-	-	-	-	
1793-AR	(6)	-	-	-	-	-	-	-	-	-	-	-	-	-	
1794-MS	(40)	-	-	-	-	-	-	-	-	-	-	-	-	-	
1806-FL	(6)	-	-	-	-	-	-	-	-	-	-	-	-	-	
	<b>(1,747)</b>	<b>-</b>	<b>-</b>	<b>(2)</b>	<b>-</b>	<b>(2)</b>	<b>(7)</b>	<b>-</b>	<b>-</b>	<b>(1)</b>	<b>-</b>	<b>(4)</b>	<b>(3)</b>	<b>(19)</b>	
<b>Ike</b>															
1791-TX	(4,402)	(1)	(1)	(1)	-	-	-	-	-	-	-	-	(1)	(4)	
1792-LA	(372)	-	-	-	(1)	-	-	-	-	-	-	-	-	(1)	
1797-AL	(8)	-	-	-	-	-	-	-	-	-	-	-	-	-	
1802-KY	(24)	-	-	-	-	-	-	-	-	-	-	-	-	-	
1804-AR	(3)	-	-	-	-	-	-	-	-	-	-	-	-	-	
1805-OH	(56)	-	-	-	-	-	-	-	-	-	-	-	-	-	
	<b>(4,865)</b>	<b>(1)</b>	<b>(1)</b>	<b>(1)</b>	<b>(1)</b>	<b>-</b>	<b>-</b>	<b>-</b>	<b>-</b>	<b>-</b>	<b>-</b>	<b>-</b>	<b>(1)</b>	<b>(5)</b>	
<b>Katrina Rita Wilma</b>															
1602-FL	(233)	-	-	-	-	-	-	-	-	-	-	-	-	-	
1603-LA	(32,829)	(3)	(6)	(73)	(3)	(4)	(29)	(9)	(10)	(5)	(4)	(6)	(4)	(156)	
1604-MS	(10,113)	-	(1)	-	-	-	-	-	-	-	-	-	-	(1)	
1605-AL	(1,043)	-	-	-	-	-	-	-	-	-	-	-	-	-	
1606-TX	(1,878)	-	-	-	-	-	-	-	-	-	-	-	-	-	
1607-LA	(1,928)	-	-	-	(1)	(1)	-	-	-	-	-	-	-	(2)	
1609-FL	(2,565)	-	-	-	-	(2)	-	-	-	-	-	-	-	(2)	
	<b>(50,589)</b>	<b>(3)</b>	<b>(7)</b>	<b>(73)</b>	<b>(4)</b>	<b>(7)</b>	<b>(29)</b>	<b>(9)</b>	<b>(10)</b>	<b>(5)</b>	<b>(4)</b>	<b>(6)</b>	<b>(4)</b>	<b>(161)</b>	
<b>TN Floods</b>															
1909-TN	(557)	-	-	(1)	-	(2)	-	-	-	-	-	-	-	(3)	
	<b>(557)</b>	<b>-</b>	<b>-</b>	<b>(1)</b>	<b>-</b>	<b>(2)</b>	<b>-</b>	<b>-</b>	<b>-</b>	<b>-</b>	<b>-</b>	<b>-</b>	<b>-</b>	<b>(3)</b>	
<b>2011 Spring Tornadoes</b>															
1971-AL	(704)	-	-	-	-	-	-	-	-	-	-	-	(1)	(1)	
1972-MS	(67)	-	-	-	-	-	-	-	-	-	-	-	-	-	
1973-GA	(44)	-	-	-	-	-	-	-	-	-	-	-	-	-	
1974-TN	(92)	-	-	-	-	-	-	-	-	-	-	-	-	-	
1975-AR	(103)	-	-	-	-	-	-	-	-	-	-	-	-	-	
1976-KY	(60)	-	(1)	-	(1)	-	-	-	-	-	-	-	-	(2)	
1980-MO	(511)	-	-	-	-	-	-	-	-	-	-	-	-	-	
	<b>(1,581)</b>	<b>-</b>	<b>(1)</b>	<b>-</b>	<b>(1)</b>	<b>-</b>	<b>-</b>	<b>-</b>	<b>-</b>	<b>-</b>	<b>-</b>	<b>-</b>	<b>(1)</b>	<b>(3)</b>	
<b>Irene</b>															
4017-PR	(142)	-	-	-	-	-	-	-	-	-	-	-	-	-	
4019-NC	(189)	-	-	-	-	-	-	-	-	-	-	-	-	-	
4020-NY	(892)	-	(1)	(1)	(6)	-	(4)	-	-	-	-	-	-	(12)	
4021-NJ	(394)	-	-	(1)	-	-	-	-	-	-	-	-	-	(1)	
4022-VT	(333)	(2)	-	-	-	-	-	(3)	(4)	-	-	-	-	(9)	
4023-CT	(76)	-	-	-	-	-	-	-	-	-	-	-	-	-	
4024-VA	(73)	-	-	-	-	-	-	-	-	-	-	-	-	-	
4025-PA	(99)	-	-	-	-	-	-	-	-	-	-	-	-	-	
4026-NH	(27)	-	-	-	-	-	-	-	-	-	-	-	-	-	
4027-RI	(11)	-	-	-	-	-	-	-	-	-	-	-	-	-	
4028-MA	(53)	-	-	-	-	-	-	-	-	-	-	-	-	-	
4032-ME	(3)	-	-	-	-	-	-	-	-	-	-	-	-	-	
4034-MD	(25)	-	-	-	-	-	-	-	-	-	-	-	-	-	
4036-DC	(4)	-	-	-	-	-	-	-	-	-	-	-	-	-	
4037-DE	(3)	-	-	-	-	-	-	-	-	-	-	-	-	-	
	<b>(2,324)</b>	<b>(2)</b>	<b>(1)</b>	<b>(2)</b>	<b>(6)</b>	<b>-</b>	<b>(4)</b>	<b>(3)</b>	<b>(4)</b>	<b>-</b>	<b>-</b>	<b>-</b>	<b>-</b>	<b>(22)</b>	

APPENDIX B: DRF Funding Activity (By Catastrophic Disaster)

Disaster Relief Fund Monthly Detailed Obligations FY 2021  
(\$ in millions)

Event/DR	Cumulative	October	November	December	January	February	March	April	May	June	July	August	September	FY 2021 Total
	Obligations Thru FY 2020													
	Actual	Estimated	Estimated	Estimated	Estimated	Estimated	Estimated	Estimated	Estimated	Estimated	Estimated	Estimated	Estimated	
<b>Lee</b>														
4030-PA	(375)	-	-	-	-	-	-	-	-	-	-	-	-	-
4031-NY	(451)	-	-	(1)	-	(1)	(3)	-	-	-	-	-	-	(5)
4038-MD	(15)	-	-	-	-	-	-	-	-	-	-	-	-	-
4039-NJ	(6)	-	-	-	-	-	-	-	-	-	-	-	-	-
4041-LA	(7)	-	-	-	-	-	-	-	-	-	-	-	-	-
4045-VA	(7)	-	-	-	-	-	-	-	-	-	-	-	-	-
	<b>(861)</b>	-	-	<b>(1)</b>	-	<b>(1)</b>	<b>(3)</b>	-	-	-	-	-	-	<b>(5)</b>
<b>Isaac</b>														
4080-LA	(703)	-	-	-	-	-	-	-	-	(1)	-	-	-	(1)
4081-MS	(91)	-	-	-	-	-	-	-	-	-	-	-	-	-
4082-AL	(10)	-	-	-	-	-	-	-	-	-	-	-	-	-
4084-FL	(29)	-	-	(1)	-	-	-	-	-	-	-	-	-	(1)
	<b>(833)</b>	-	-	<b>(1)</b>	-	-	-	-	-	<b>(1)</b>	-	-	-	<b>(2)</b>
<b>Sandy</b>														
4085-NY	(17,877)	(1)	(14)	(125)	(3)	(329)	(45)	(8)	(11)	(25)	(4)	(8)	(134)	(707)
4086-NJ	(3,344)	(1)	(6)	(2)	(4)	(2)	(27)	(1)	(4)	(6)	(2)	(15)	(3)	(73)
4087-CT	(124)	-	-	-	-	-	-	-	-	-	-	-	-	-
4089-RI	(19)	-	-	-	-	-	-	-	-	-	-	-	-	-
4090-DE	(8)	-	-	-	-	-	-	-	-	-	-	-	-	-
4091-MD	(50)	-	-	-	-	-	-	-	-	-	-	-	-	-
4092-VA	(14)	-	-	-	-	-	-	-	-	-	-	-	-	-
4093-WV	(23)	-	-	-	-	-	-	-	-	-	-	-	-	-
4095-NH	(3)	-	-	-	-	-	-	-	-	-	-	-	-	-
4096-DC	(3)	-	-	-	-	-	-	-	-	-	-	-	-	-
4097-MA	(17)	-	-	-	-	-	(2)	-	-	-	-	-	-	(2)
4098-OH	(24)	-	-	-	-	-	-	-	-	-	-	-	-	-
4099-PA	(17)	-	-	-	-	-	-	-	-	-	-	-	-	-
	<b>(21,523)</b>	<b>(2)</b>	<b>(20)</b>	<b>(127)</b>	<b>(7)</b>	<b>(331)</b>	<b>(74)</b>	<b>(9)</b>	<b>(15)</b>	<b>(31)</b>	<b>(6)</b>	<b>(23)</b>	<b>(137)</b>	<b>(782)</b>
<b>2013 Colorado Flood</b>														
4145-CO	(646)	-	-	(1)	(2)	-	-	-	-	-	-	-	(4)	(7)
	<b>(646)</b>	-	-	<b>(1)</b>	<b>(2)</b>	-	-	-	-	-	-	-	<b>(4)</b>	<b>(7)</b>
<b>WV Floods 4273</b>														
4273-WV	(558)	(9)	-	(2)	-	(3)	-	-	(3)	-	(1)	(17)	-	(35)
	<b>(558)</b>	<b>(9)</b>	-	<b>(2)</b>	-	<b>(3)</b>	-	-	<b>(3)</b>	-	<b>(1)</b>	<b>(17)</b>	-	<b>(35)</b>
<b>LA Floods 4277</b>														
4277-LA	(2,668)	(6)	(15)	(13)	(1)	(13)	(12)	(6)	(3)	(19)	(4)	(1)	-	(93)
	<b>(2,668)</b>	<b>(6)</b>	<b>(15)</b>	<b>(13)</b>	<b>(1)</b>	<b>(13)</b>	<b>(12)</b>	<b>(6)</b>	<b>(3)</b>	<b>(19)</b>	<b>(4)</b>	<b>(1)</b>	-	<b>(93)</b>
<b>Matthew</b>														
4283-FL	(490)	(1)	(1)	(13)	(10)	(17)	-	(1)	-	(3)	-	-	-	(46)
4284-GA	(148)	-	-	-	-	-	-	-	-	(3)	-	-	(7)	(10)
4285-NC	(672)	-	(3)	(1)	-	(3)	-	(70)	-	(1)	-	-	-	(78)
4286-SC	(394)	-	-	(2)	(3)	(7)	-	-	-	-	-	-	-	(12)
4291-VA	(41)	-	-	-	-	-	-	-	-	-	-	-	-	-
	<b>(1,745)</b>	<b>(1)</b>	<b>(4)</b>	<b>(16)</b>	<b>(13)</b>	<b>(27)</b>	-	<b>(71)</b>	-	<b>(7)</b>	-	-	<b>(7)</b>	<b>(146)</b>
<b>CA Winter Storms 4308</b>														
4308-CA	(549)	(4)	(2)	(3)	(9)	(1)	-	-	-	(2)	(308)	-	-	(329)
	<b>(549)</b>	<b>(4)</b>	<b>(2)</b>	<b>(3)</b>	<b>(9)</b>	<b>(1)</b>	-	-	-	<b>(2)</b>	<b>(308)</b>	-	-	<b>(329)</b>

APPENDIX B: DRF Funding Activity (By Catastrophic Disaster)

Disaster Relief Fund Monthly Detailed Obligations FY 2021  
(\$ in millions)

Event/DR	Cumulative Obligations Thru FY 2020														FY 2021 Total
	2020	October Actual	November Estimated	December Estimated	January Estimated	February Estimated	March Estimated	April Estimated	May Estimated	June Estimated	July Estimated	August Estimated	September Estimated		
<b>Harvey</b>															
4332-TX	(7,492)	(16)	(18)	(29)	(32)	(62)	(88)	(108)	(32)	(34)	(50)	(64)	(57)	(590)	
4345-LA	(13)	-	-	-	-	-	-	-	-	-	-	-	-	-	
	<b>(7,505)</b>	<b>(16)</b>	<b>(18)</b>	<b>(29)</b>	<b>(32)</b>	<b>(62)</b>	<b>(88)</b>	<b>(108)</b>	<b>(32)</b>	<b>(34)</b>	<b>(50)</b>	<b>(64)</b>	<b>(57)</b>	<b>(590)</b>	
<b>Irma</b>															
4335-VI	(329)	-	-	(1)	(2)	-	(2)	-	(1)	(3)	-	(1)	-	(10)	
4336-PR	(84)	-	(2)	(1)	(1)	(1)	-	-	-	-	-	-	-	(5)	
4337-FL	(4,747)	(55)	(38)	(39)	(60)	(33)	(60)	(56)	(39)	(20)	(44)	(29)	(56)	(529)	
4338-GA	(207)	-	-	(1)	-	-	(9)	(5)	-	-	(2)	-	-	(17)	
4341-FL	(7)	-	-	-	-	-	-	-	-	-	-	-	-	-	
4346-SC	(47)	-	-	-	-	-	(1)	-	-	-	-	-	-	(1)	
	<b>(5,421)</b>	<b>(55)</b>	<b>(40)</b>	<b>(42)</b>	<b>(63)</b>	<b>(34)</b>	<b>(72)</b>	<b>(61)</b>	<b>(40)</b>	<b>(23)</b>	<b>(46)</b>	<b>(30)</b>	<b>(56)</b>	<b>(562)</b>	
<b>Maria</b>															
4339-PR	(28,879)	(225)	(157)	(4,262)	(326)	(161)	(105)	(95)	(195)	(157)	(494)	(343)	(740)	(7,260)	
4340-VI	(3,306)	(13)	(52)	(97)	(22)	(99)	(45)	(16)	(82)	(22)	(27)	(98)	(95)	(668)	
	<b>(32,185)</b>	<b>(238)</b>	<b>(209)</b>	<b>(4,359)</b>	<b>(348)</b>	<b>(260)</b>	<b>(150)</b>	<b>(111)</b>	<b>(277)</b>	<b>(179)</b>	<b>(521)</b>	<b>(441)</b>	<b>(835)</b>	<b>(7,928)</b>	
<b>CA Wildfires 2017</b>															
4344-CA	(1,440)	(16)	-	(1)	(7)	-	(2)	(23)	(17)	(12)	-	-	(1)	(79)	
	<b>(1,440)</b>	<b>(16)</b>	<b>-</b>	<b>(1)</b>	<b>(7)</b>	<b>-</b>	<b>(2)</b>	<b>(23)</b>	<b>(17)</b>	<b>(12)</b>	<b>-</b>	<b>-</b>	<b>(1)</b>	<b>(79)</b>	
<b>Florence</b>															
4393-NC	(1,320)	(8)	(15)	(31)	(19)	(30)	(36)	(55)	(23)	(20)	(21)	-	(46)	(304)	
4394-SC	(243)	-	-	(6)	-	-	-	(7)	-	-	-	-	-	(13)	
4401-VA	(33)	(1)	(9)	(1)	-	-	-	-	-	-	-	-	-	(11)	
	<b>(1,596)</b>	<b>(9)</b>	<b>(24)</b>	<b>(38)</b>	<b>(19)</b>	<b>(30)</b>	<b>(36)</b>	<b>(62)</b>	<b>(23)</b>	<b>(20)</b>	<b>(21)</b>	<b>-</b>	<b>(46)</b>	<b>(328)</b>	
<b>Michael</b>															
4399-FL	(2,048)	(126)	(36)	(53)	(82)	(93)	(110)	(131)	(118)	(71)	(74)	(9)	(131)	(1,034)	
4400-GA	(326)	(2)	(1)	(1)	-	(1)	(3)	(3)	-	(7)	-	-	-	(18)	
4406-AL	(19)	-	-	-	(1)	-	-	-	-	-	-	-	-	(1)	
4411-VA	(41)	-	(1)	(1)	-	-	-	-	-	-	-	-	-	(2)	
4412-NC	(20)	(3)	-	-	-	(4)	-	(1)	-	-	-	-	1	(7)	
	<b>(2,454)</b>	<b>(131)</b>	<b>(38)</b>	<b>(55)</b>	<b>(83)</b>	<b>(98)</b>	<b>(113)</b>	<b>(135)</b>	<b>(118)</b>	<b>(78)</b>	<b>(74)</b>	<b>(9)</b>	<b>(130)</b>	<b>(1,062)</b>	
<b>CA Wildfires 2018</b>															
4407-CA	(1,378)	(11)	(97)	(4)	(61)	(460)	(2)	(8)	(2)	(2)	(1)	(3)	(31)	(682)	
	<b>(1,378)</b>	<b>(11)</b>	<b>(97)</b>	<b>(4)</b>	<b>(61)</b>	<b>(460)</b>	<b>(2)</b>	<b>(8)</b>	<b>(2)</b>	<b>(2)</b>	<b>(1)</b>	<b>(3)</b>	<b>(31)</b>	<b>(682)</b>	
<b>Yutu</b>															
4404-NMI	(648)	(18)	(5)	(10)	(40)	(3)	(13)	(14)	(4)	(28)	(12)	(4)	(9)	(160)	
	<b>(648)</b>	<b>(18)</b>	<b>(5)</b>	<b>(10)</b>	<b>(40)</b>	<b>(3)</b>	<b>(13)</b>	<b>(14)</b>	<b>(4)</b>	<b>(28)</b>	<b>(12)</b>	<b>(4)</b>	<b>(9)</b>	<b>(160)</b>	
<b>PR Earthquakes 4473</b>															
4473-PR	(256)	(240)	(21)	(14)	(30)	(38)	(34)	(97)	(58)	(31)	(8)	(5)	-	(576)	
	<b>(256)</b>	<b>(240)</b>	<b>(21)</b>	<b>(14)</b>	<b>(30)</b>	<b>(38)</b>	<b>(34)</b>	<b>(97)</b>	<b>(58)</b>	<b>(31)</b>	<b>(8)</b>	<b>(5)</b>	<b>-</b>	<b>(576)</b>	

APPENDIX B: DRF Funding Activity (By Catastrophic Disaster)

Disaster Relief Fund Monthly Detailed Obligations FY 2021

(\$ in millions)

Event/DR	Cumulative	October	November	December	January	February	March	April	May	June	July	August	September	FY 2021 Total
	Obligations Thru FY 2020	Actual	Estimated	Estimated	Estimated	Estimated	Estimated	Estimated	Estimated	Estimated	Estimated	Estimated	Estimated	
<b>COVID-19</b>														
4480-NY	(5,992)	(20)	(52)	(283)	(312)	(93)	(30)	(2)	(2)	(2)	(2)	(2)	(2)	(802)
4481-WA	(1,314)	(22)	(36)	(16)	-	(6)	(1)	(208)	(2)	-	1	(1)	-	(291)
4482-CA	(9,536)	(92)	(17)	(166)	(34)	(20)	(14)	(654)	(341)	(6)	(1)	(18)	(1)	(1,364)
4483-IA	(396)	(2)	(1)	(2)	(5)	(1)	(2)	(1)	-	-	(1)	-	(158)	(173)
4484-LA	(1,300)	(62)	(4)	(22)	-	-	-	-	-	-	(1)	-	14	(75)
4485-TX	(5,677)	(25)	(3)	(1)	(1)	-	-	-	-	-	-	(1)	22	(9)
4486-FL	(1,702)	(40)	(32)	(73)	(100)	(23)	(108)	(151)	(19)	(39)	(13)	(34)	6	(626)
4487-NC	(939)	(6)	-	(1)	(116)	-	(19)	(84)	-	(143)	(41)	-	-	(410)
4488-NJ	(1,977)	(4)	(39)	(39)	(25)	(1)	(14)	(27)	(27)	(27)	(28)	(27)	(26)	(284)
4489-IL	(1,612)	(38)	(2)	-	(136)	(5)	(27)	(1)	(149)	(22)	(1)	-	6	(375)
4490-MO	(471)	(6)	-	(36)	(4)	(6)	(12)	(10)	-	-	-	-	2	(72)
4491-MD	(978)	(1)	(2)	(12)	(26)	(5)	(3)	(2)	(1)	(1)	-	-	(44)	(97)
4492-SC	(431)	(11)	-	(2)	(1)	-	-	(39)	(1)	(15)	(4)	(1)	(60)	(134)
4493-PR	(120)	(683)	(9)	(4)	(4)	(1)	(1)	(3)	(1)	(1)	(1)	(1)	(1)	(710)
4494-MI	(2,155)	(4)	(5)	(1)	(21)	(7)	(41)	(1)	(1)	(32)	-	-	(35)	(148)
4495-GU	(51)	(29)	-	(2)	(5)	(12)	-	-	-	-	-	-	-	(48)
4496-MA	(1,352)	(1)	(2)	(10)	(8)	(4)	(7)	(4)	(14)	(27)	(2)	-	(1)	(80)
4497-KY	(236)	(3)	-	(1)	(1)	(1)	(1)	(4)	(1)	(1)	(3)	(3)	(3)	(22)
4498-CO	(775)	(15)	(4)	(7)	(6)	(9)	(7)	(65)	(44)	(56)	(56)	(56)	(56)	(381)
4499-OR	(488)	(84)	(23)	-	(34)	(12)	-	(5)	(1)	-	-	-	(1)	(160)
4500-CT	(493)	(8)	(12)	(7)	(1)	(11)	(15)	(17)	-	-	(1)	(1)	(10)	(83)
4501-GA	(1,854)	(5)	-	-	-	(3)	(1)	-	(7)	-	(57)	(45)	(3)	(121)
4502-DC	(255)	(25)	(19)	(1)	(4)	(1)	(5)	(10)	(2)	(1)	-	(2)	-	(70)
4503-AL	(366)	(2)	-	-	(2)	(1)	(1)	(1)	(1)	(1)	(1)	(1)	1	(10)
4504-KS	(181)	(4)	(1)	-	(3)	(2)	-	-	-	-	-	-	-	(10)
4505-RI	(242)	(11)	(6)	(2)	(3)	(1)	(1)	(5)	(23)	(49)	-	-	-	(101)
4506-PA	(2,912)	(6)	(2)	(2)	(11)	(6)	(6)	(11)	(6)	(13)	(12)	(12)	(8)	(95)
4507-OH	(1,516)	(11)	(15)	-	-	(2)	(1)	(3)	(1)	(5)	-	-	(24)	(62)
4508-MT	(71)	(7)	(3)	(4)	(1)	(1)	(1)	-	(7)	(8)	(8)	(8)	(8)	(56)
4509-ND	(61)	(16)	(7)	(2)	(3)	(4)	(3)	(3)	(3)	(3)	(3)	(3)	(6)	(56)
4510-HI	(475)	(1)	(14)	(4)	(17)	-	-	-	-	-	-	-	-	(36)
4511-MP	(23)	(11)	-	-	-	(1)	-	(6)	-	-	-	(4)	-	(22)
4512-VA	(779)	(6)	(2)	(1)	(5)	-	(5)	(8)	(89)	(23)	(7)	-	(6)	(152)
4513-VI	(34)	(3)	(3)	(3)	-	(1)	-	-	-	-	-	-	(2)	(12)
4514-TN	(619)	(4)	-	(1)	-	(5)	-	(2)	(8)	(4)	(1)	(12)	2	(35)
4515-IN	(534)	(13)	(5)	-	(1)	-	(3)	-	-	(3)	-	-	5	(20)
4516-NH	(129)	(3)	(3)	(1)	(1)	-	(2)	-	-	-	-	-	(6)	(16)
4517-WV	(149)	(10)	(2)	-	-	-	(1)	-	-	-	(1)	-	(2)	(16)
4518-AR	(86)	(73)	(1)	-	-	-	-	-	-	(1)	-	-	-	(75)
4520-WI	(339)	(12)	(1)	-	(4)	(1)	(20)	(1)	(2)	(26)	-	(23)	(4)	(94)
4521-NE	(179)	(1)	(3)	(1)	(6)	(4)	(2)	(1)	-	-	-	-	-	(18)
4522-ME	(157)	(3)	(2)	(1)	(2)	-	(1)	(1)	-	-	(1)	-	(1)	(12)
4523-NV	(506)	(8)	(2)	(4)	(8)	(6)	(16)	(1)	(1)	-	-	(3)	(2)	(51)
4524-AZ	(1,199)	(19)	(6)	(22)	(22)	(1)	(1)	(7)	-	(4)	(1)	(1)	(2)	(86)
4525-UT	(114)	(6)	(49)	(2)	(2)	(4)	(9)	(16)	(17)	(16)	(16)	(16)	(18)	(171)
4526-DE	(85)	(23)	-	-	-	(1)	(2)	(1)	(1)	-	(1)	-	-	(28)
4527-SD	(15)	(2)	(2)	(6)	(6)	(6)	(6)	(6)	(6)	(6)	(7)	(7)	(6)	(66)
4528-MS	(298)	(21)	-	-	(1)	(14)	(3)	-	-	(2)	(1)	(6)	19	(29)
4529-NM	(280)	(21)	(8)	-	-	-	-	-	-	-	-	-	-	(29)
4530-OK	(337)	(2)	(1)	(1)	-	-	-	-	(1)	-	-	-	-	(5)
4531-MN	(610)	(1)	(4)	-	(1)	(2)	(1)	-	-	(5)	-	-	(1)	(15)
4532-VT	(104)	(3)	(2)	(1)	(1)	(15)	(7)	1	(1)	1	-	(1)	(4)	(33)
4533-AK	(85)	(1)	(1)	(1)	(3)	(2)	-	-	-	-	-	-	2	(6)
4534-ID	(51)	-	-	-	-	(36)	-	-	(1)	1	-	-	(1)	(37)
4535-WY	(17)	-	-	-	(2)	(2)	(2)	(2)	(3)	(3)	(2)	(2)	(3)	(21)

APPENDIX B: DRF Funding Activity (By Catastrophic Disaster)

Disaster Relief Fund Monthly Detailed Obligations FY 2021  
(\$ in millions)

	Cumulative Obligations Thru FY 2020	October Actual	November Estimated	December Estimated	January Estimated	February Estimated	March Estimated	April Estimated	May Estimated	June Estimated	July Estimated	August Estimated	September Estimated	FY 2021 Total
<b>Event/DR</b>														
4537-AS	(2)	-	-	-	-	-	-	-	(1)	-	-	-	(1)	(2)
4545-FL	-	-	(1)	-	(1)	(1)	-	-	-	-	(1)	-	(1)	(5)
	(52,659)	(1,490)	(408)	(745)	(950)	(340)	(400)	(1,363)	(785)	(542)	(275)	(291)	(428)	(8,017)
<b>Laura 4559</b>	-													
4559-PR	(599)	(106)	(125)	(64)	(99)	(36)	(18)	(56)	(21)	(15)	(26)	(19)	(11)	(596)
	(599)	(106)	(125)	(64)	(99)	(36)	(18)	(56)	(21)	(15)	(26)	(19)	(11)	(596)
<b>TOTAL</b>	\$ (200,521)	\$ (2,358)	\$ (1,036)	\$ (5,604)	\$ (1,776)	\$ (1,748)	\$ (1,057)	\$ (2,136)	\$ (1,412)	\$ (1,030)	\$ (1,357)	\$ (917)	\$ (1,761)	\$ (22,192)

**APPENDIX C: Hurricanes Sandy, Harvey, Irma, and Maria and Disasters Declared Since August 1, 2017  
(Actual Obligations by Program)**

Hurricanes Sandy, Harvey, Irma and Maria, COVID-19, and Disasters Declared Since August 1, 2017  
FY 2021 Actuals/Estimates  
as of October 31, 2020  
(\$ in millions)

	Cumulative Obligations Thru FY 2020 <sup>(1)</sup>	Actual/Estimated 1st Qtr	Estimated 2nd Qtr	Estimated 3rd Qtr	Estimated 4th Qtr	FY 2021 Totals	Totals Thru FY 2021
<b>SANDY</b>							
Public Assistance	\$ 16,776	\$ 39	\$ 46	\$ 34	\$ 30	\$ 149	\$ 16,925
Individual Assistance	1,602	-	-	-	-	-	1,602
Mitigation	1,236	90	357	1	127	575	1,811
Operations	318	-	-	-	-	-	318
Administrative	1,591	20	9	20	9	58	1,649
<b>Total</b>	<b>\$ 21,523</b>	<b>\$ 149</b>	<b>\$ 412</b>	<b>\$ 55</b>	<b>\$ 166</b>	<b>\$ 782</b>	<b>\$ 22,305</b>

	Cumulative Obligations Thru FY 2020 <sup>(1)</sup>	Actual/Estimated 1st Qtr	Estimated 2nd Qtr	Estimated 3rd Qtr	Estimated 4th Qtr	FY 2021 Totals	Totals Thru FY 2021
<b>HARVEY</b>							
Public Assistance	2,847	\$ 36	\$ 103	\$ 69	\$ 129	\$ 337	\$ 3,184
Individual Assistance	2,316	-	1	0	-	1	2,317
Mitigation	275	8	60	89	20	177	452
Operations	195	-	-	-	-	-	195
Administrative	1,872	19	18	16	22	75	1,947
<b>Total</b>	<b>\$ 7,505</b>	<b>\$ 63</b>	<b>\$ 182</b>	<b>\$ 174</b>	<b>\$ 171</b>	<b>\$ 590</b>	<b>\$ 8,095</b>

	Cumulative Obligations Thru FY 2020 <sup>(1)</sup>	Actual/Estimated 1st Qtr	Estimated 2nd Qtr	Estimated 3rd Qtr	Estimated 4th Qtr	FY 2021 Totals	Totals Thru FY 2021
<b>IRMA</b>							
Public Assistance	\$ 2,376	\$ 103	\$ 92	\$ 71	\$ 93	\$ 359	\$ 2,735
Individual Assistance	1,315	-	-	-	-	-	1,315
Mitigation	243	30	74	50	39	193	436
Operations	281	-	-	-	-	-	281
Administrative	1,206	4	3	3	-	10	1,216
<b>Total</b>	<b>\$ 5,421</b>	<b>\$ 137</b>	<b>\$ 169</b>	<b>\$ 124</b>	<b>\$ 132</b>	<b>\$ 562</b>	<b>\$ 5,983</b>

	Cumulative Obligations Thru FY 2020 <sup>(1)</sup>	Actual/Estimated 1st Qtr	Estimated 2nd Qtr	Estimated 3rd Qtr	Estimated 4th Qtr	FY 2021 Totals	Totals Thru FY 2021
<b>MARIA</b>							
Public Assistance	\$ 21,354	\$ 4,631	\$ 619	\$ 380	\$ 1,475	\$ 7,105	\$ 28,459
Individual Assistance	2,454	4	0	0	-	4	2,458
Mitigation	89	32	77	43	69	221	310
Operations	4,571	-	-	-	-	-	4,571
Administrative	3,717	139	62	144	253	598	4,315
<b>Total</b>	<b>\$ 32,185</b>	<b>\$ 4,806</b>	<b>\$ 758</b>	<b>\$ 567</b>	<b>\$ 1,797</b>	<b>\$ 7,928</b>	<b>\$ 40,113</b>

	Cumulative Obligations Thru FY 2020 <sup>(1)</sup>	Actual/Estimated 1st Qtr	Estimated 2nd Qtr	Actual 3rd Qtr	Estimated 4th Qtr	FY 2021 Totals	Totals Thru FY 2021
<b>COVID-19</b>							
Public Assistance	\$ 6,057	\$ 1,332	\$ 1,588	\$ 2,668	\$ 1,120	\$ 6,708	\$ 12,765
Individual Assistance	42,142	860	2	2	2	866	43,008
Mitigation		-	-	-	-	-	-
Operations	4,300	402	62	-	(145)	319	4,619
Administrative	160	49	38	20	17	124	284
<b>Total</b>	<b>\$ 52,659</b>	<b>\$ 2,643</b>	<b>\$ 1,690</b>	<b>\$ 2,690</b>	<b>\$ 994</b>	<b>\$ 8,017</b>	<b>\$ 60,676</b>

	Cumulative Obligations Thru FY 2020 <sup>(1)</sup>	Actual/Estimated 1st Qtr	Estimated 2nd Qtr	Actual 3rd Qtr	Estimated 4th Qtr	FY 2021 Totals	Totals Thru FY 2021
<b>Disasters Declared Since 8/1/2017 <sup>(2)</sup></b>							
Public Assistance	\$ 38,779	\$ 7,281	\$ 3,984	\$ 4,143	\$ 3,523	\$ 18,931	\$ 57,710
Individual Assistance	50,700	1,222	55	71	40	1,388	52,088
Mitigation	860	219	347	328	258	1,152	2,012
Operations	10,737	514	52	-	(145)	421	11,158
Administrative	9,807	479	293	309	389	1,470	11,277
<b>Total</b>	<b>\$ 110,883</b>	<b>\$ 9,715</b>	<b>\$ 4,731</b>	<b>\$ 4,851</b>	<b>\$ 4,065</b>	<b>\$ 23,362</b>	<b>\$ 134,245</b>

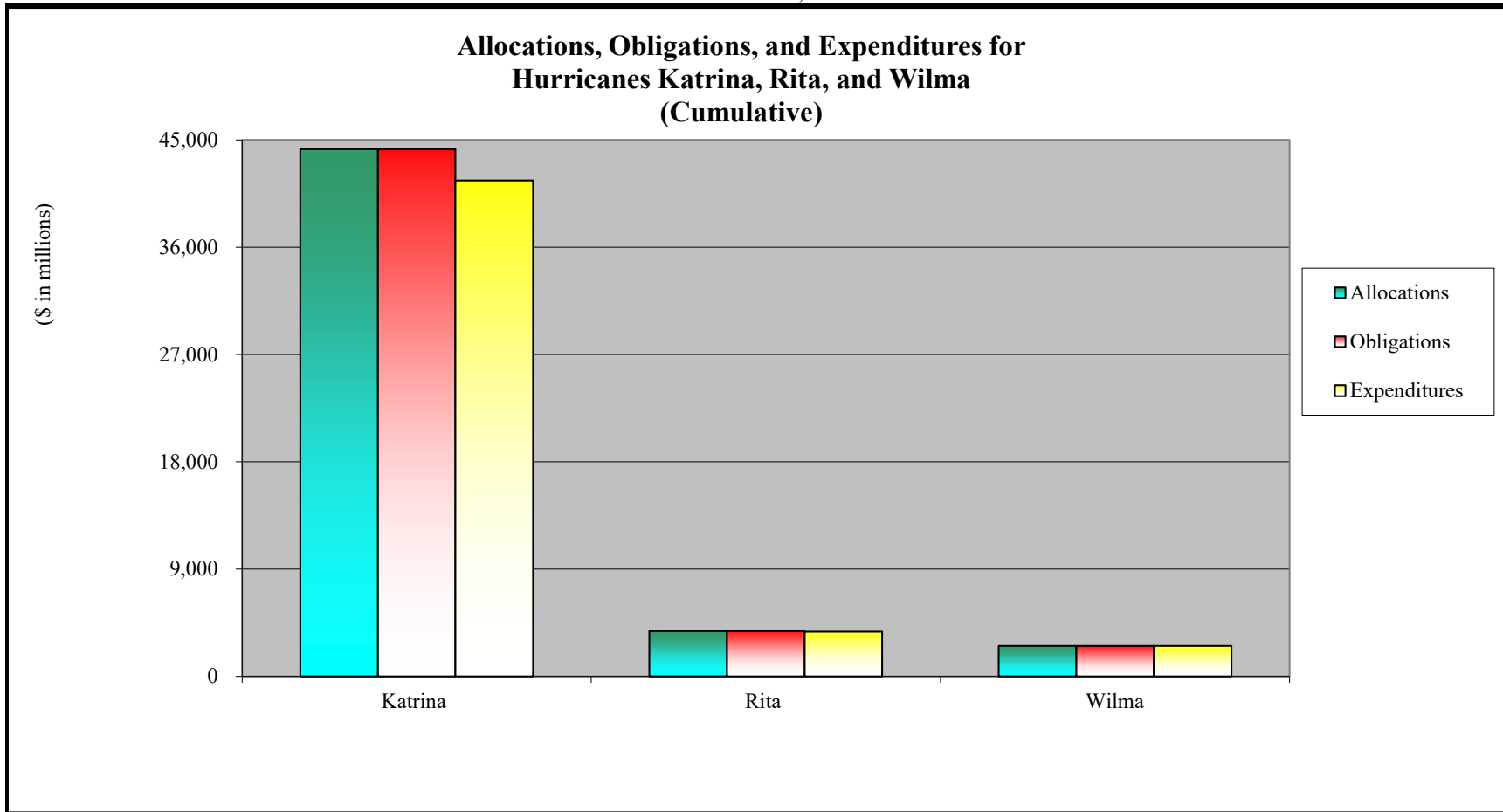
(1) Adjusted for recoveries that occur in FY 2021 against prior-year obligations.

(2) Per section 1224 of DRRRA (P.L. 115-254).



**APPENDIX D: ALLOCATIONS, OBLIGATIONS, AND EXPENDITURES**

as of October 31, 2020



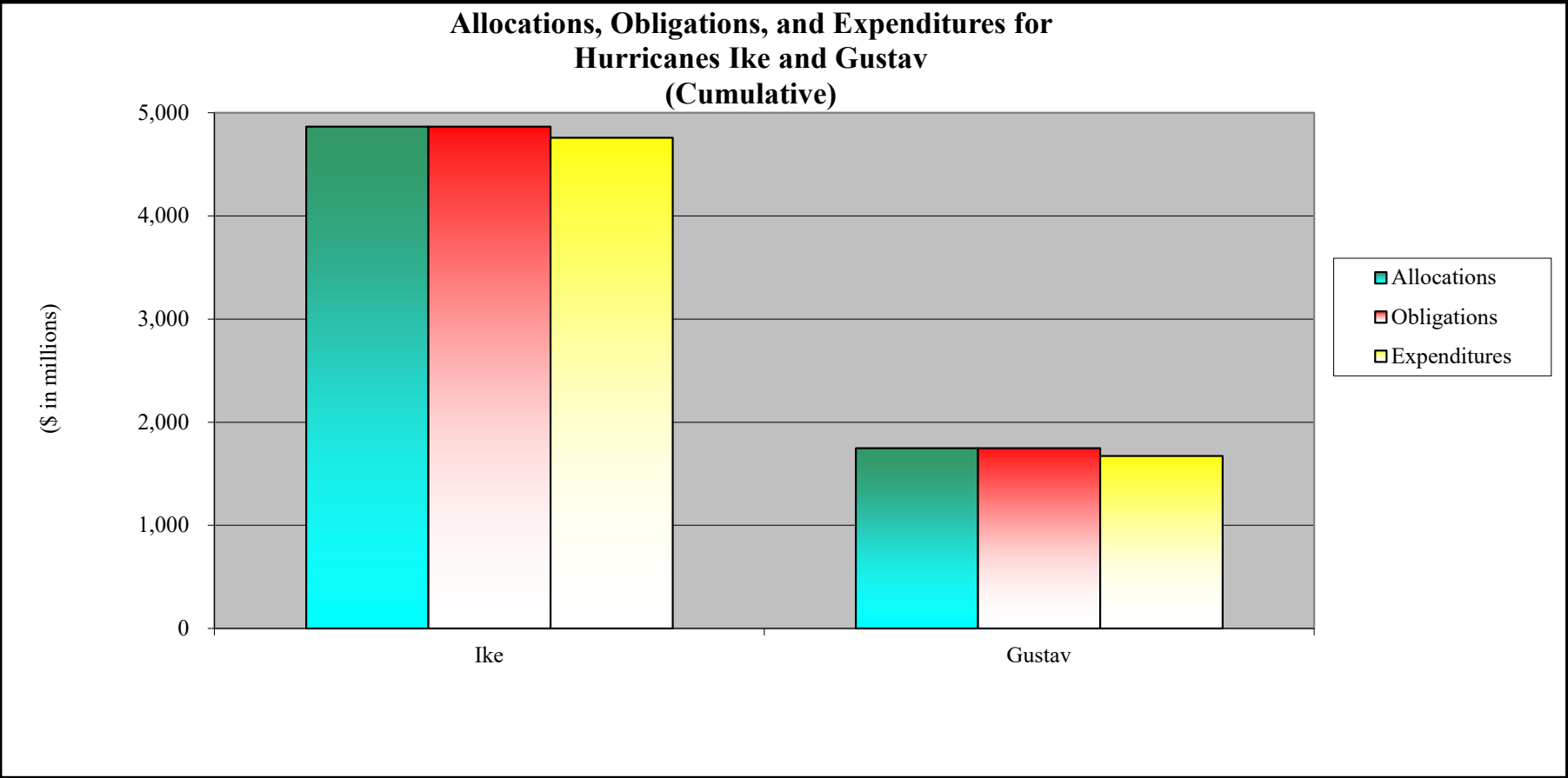
	Katrina		Rita		Wilma		Total
<b>Allocations</b>	\$	44,221	\$	3,806	\$	2,565	\$ 50,592
<b>Obligations</b>		44,221		3,806		2,565	50,592
<b>Expenditures</b>	\$	41,610	\$	3,756	\$	2,558	\$ 47,924

Source of financial information is IFMIS.

Total obligations include prior-year deobligations.

**APPENDIX D: ALLOCATIONS, OBLIGATIONS, AND EXPENDITURES**

as of October 31, 2020



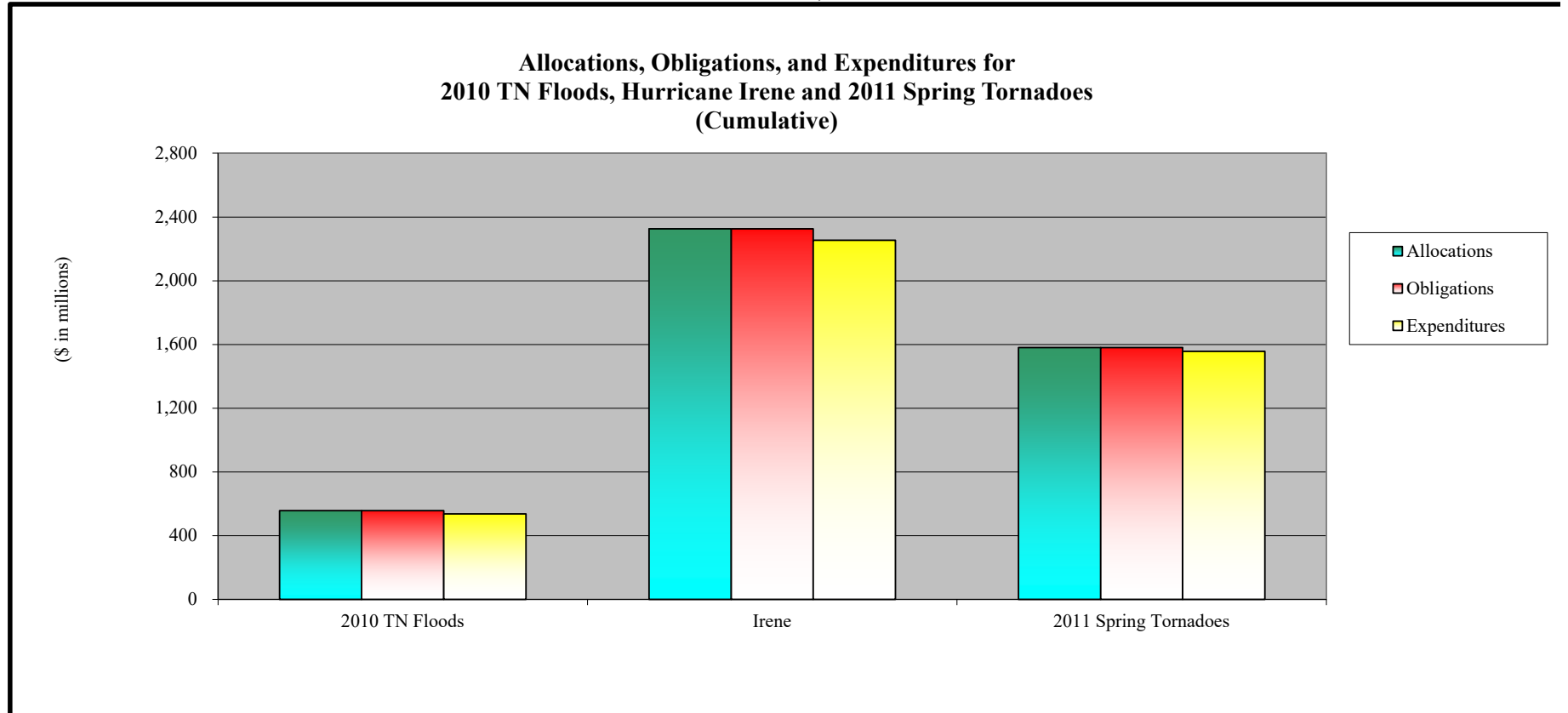
	Ike	Gustav	Total
<b>Allocations</b>	\$ 4,866	\$ 1,747	\$ 6,613
<b>Obligations</b>	4,866	1,747	6,613
<b>Expenditures</b>	\$ 4,756	\$ 1,672	\$ 6,428

Source of financial information is IFMIS.

Total obligations include prior-year deobligations.

APPENDIX D: ALLOCATIONS, OBLIGATIONS, AND EXPENDITURES

as of October 31, 2020

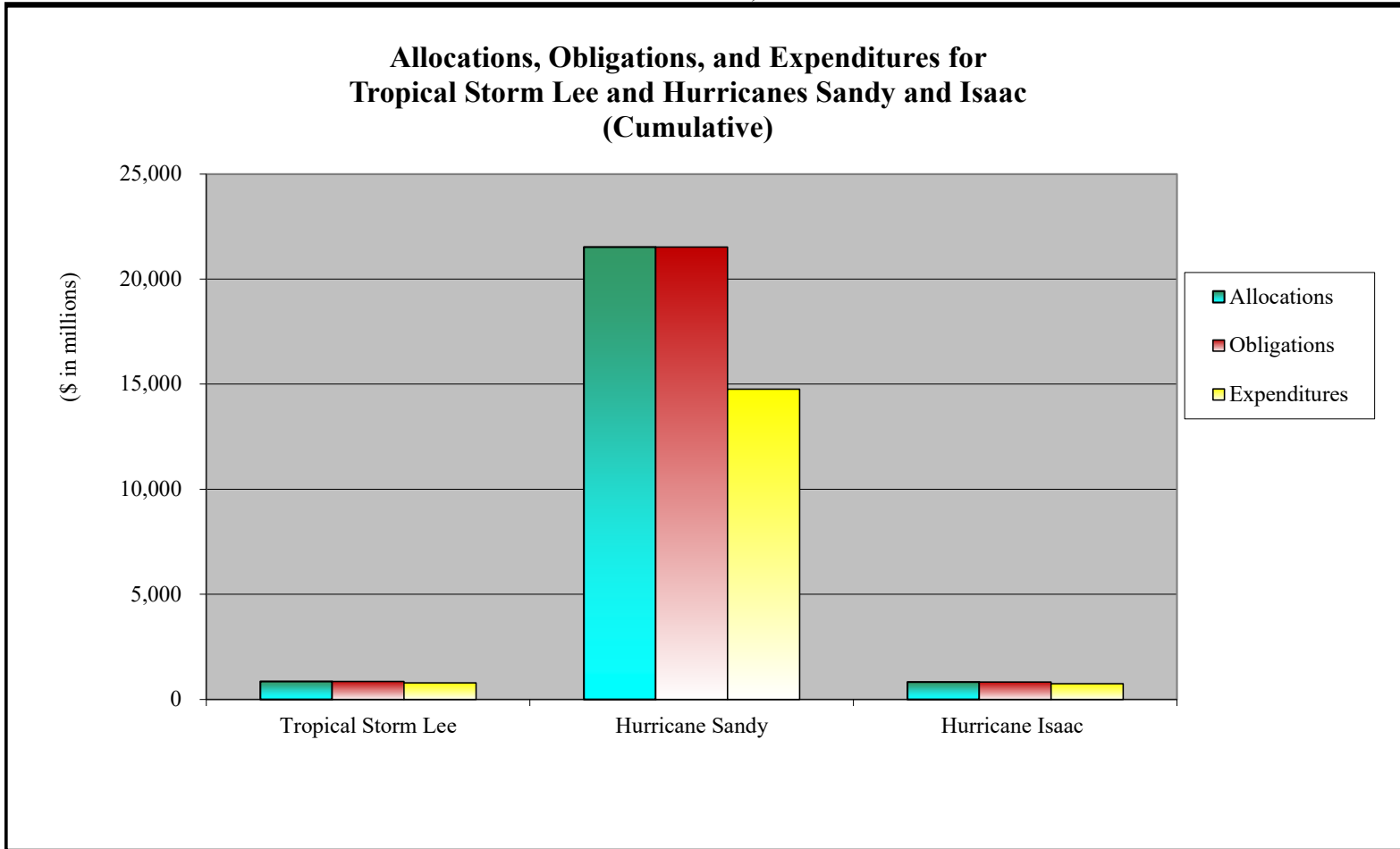


	2010 TN Floods	Irene	2011 Spring Tornadoes	Total
<b>Allocations</b>	\$ 557	\$ 2,326	\$ 1,581	\$ 4,464
<b>Obligations</b>	557	2,326	1,581	4,464
<b>Expenditures</b>	\$ 536	\$ 2,254	\$ 1,556	\$ 4,346

Source of financial information is IFMIS.  
Total obligations include prior-year deobligations.

APPENDIX D: ALLOCATIONS, OBLIGATIONS, AND EXPENDITURES

as of October 31, 2020



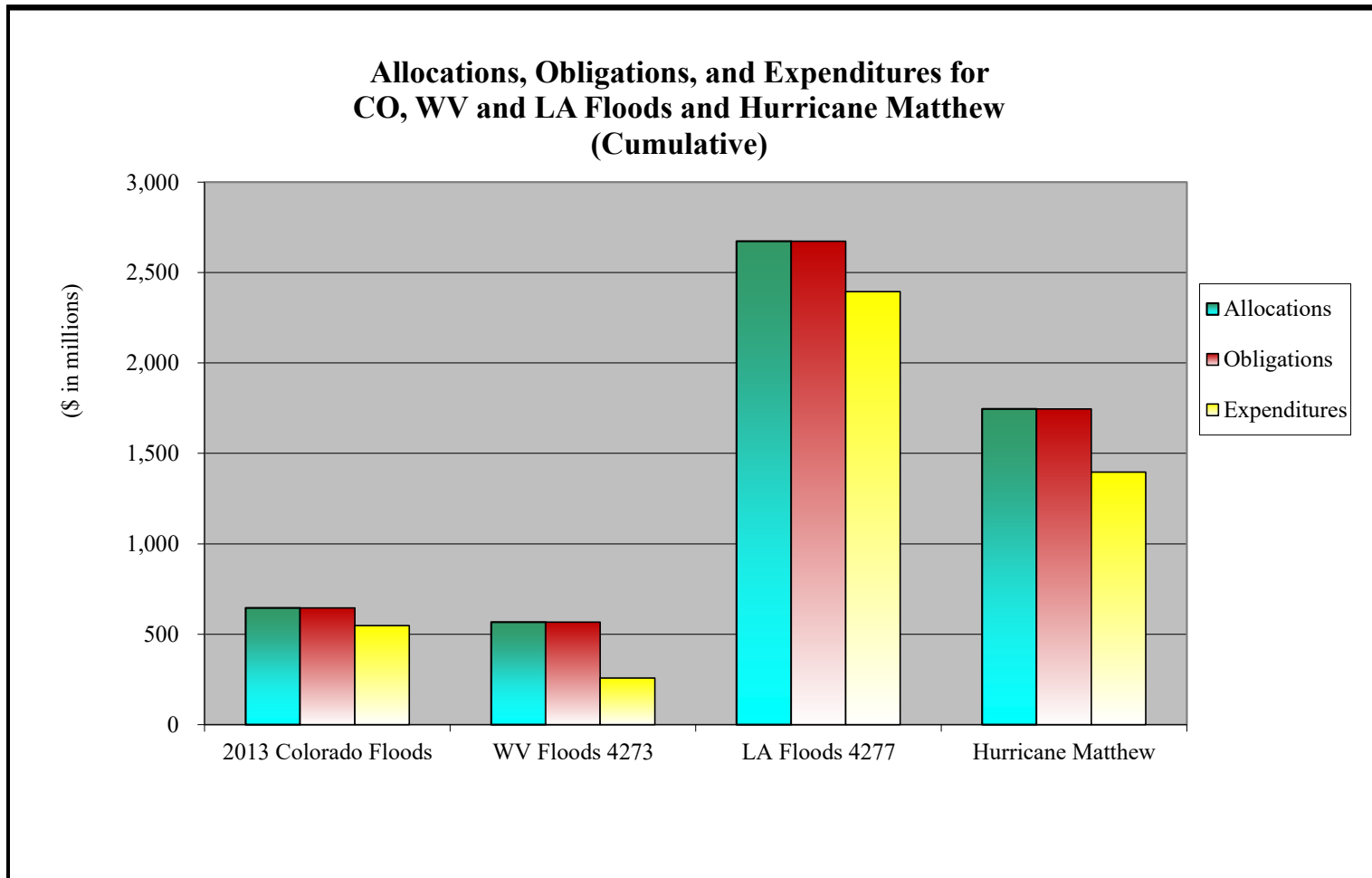
	Tropical Storm Lee	Hurricane Sandy	Hurricane Isaac	Total
<b>Allocations</b>	\$ 861	\$ 21,526	\$ 833	\$ 23,220
<b>Obligations</b>	861	21,525	833	23,219
<b>Expenditures</b>	\$ 787	\$ 14,755	\$ 746	\$ 16,288

Source of financial information is IFMIS.

Total obligations include prior-year deobligations.

**APPENDIX D: ALLOCATIONS, OBLIGATIONS, AND EXPENDITURES**

as of October 31, 2020

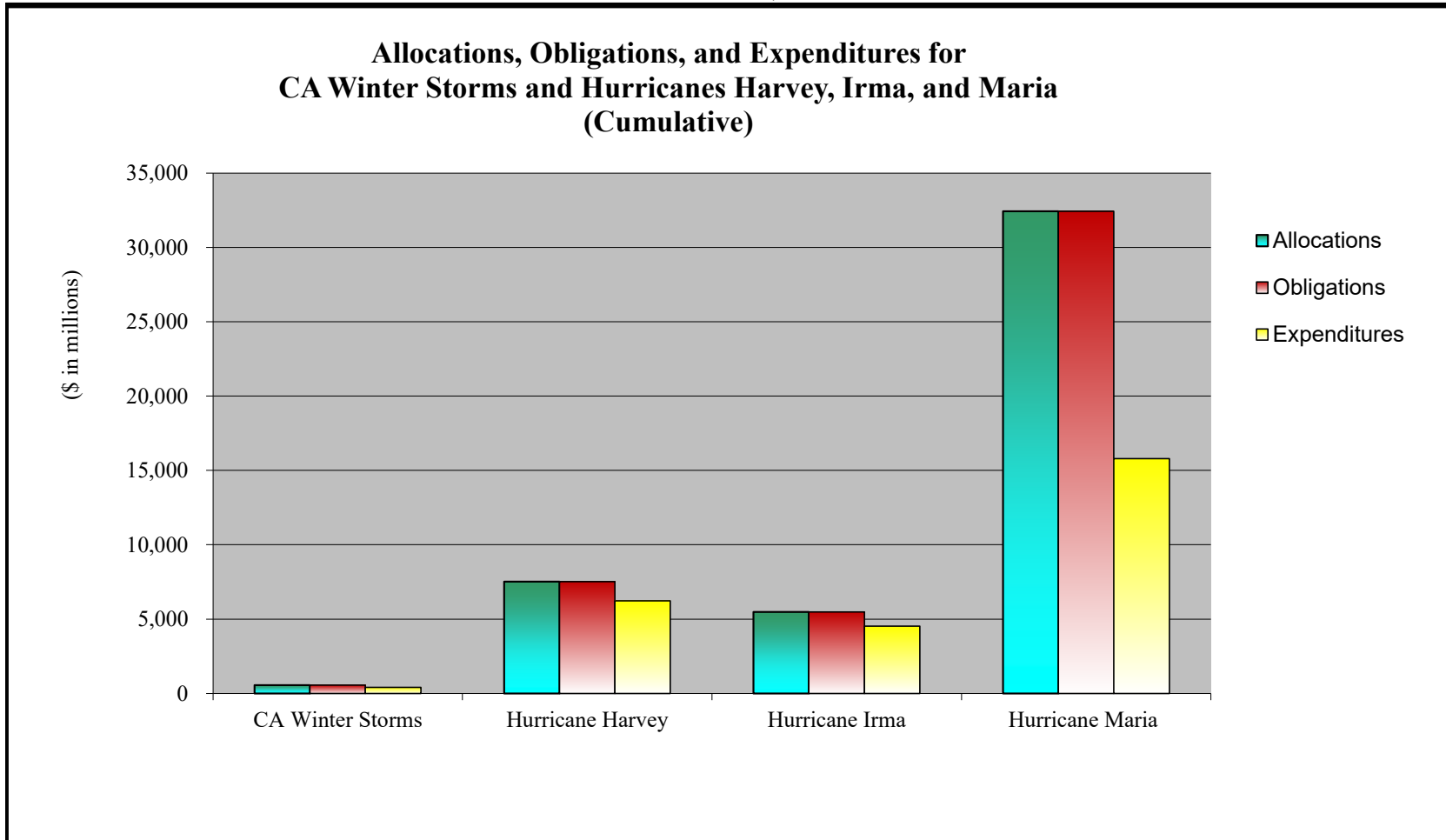


	2013 Colorado Floods	WV Floods 4273	LA Floods 4277	Hurricane Matthew	Total
<b>Allocations</b>	\$ 646	\$ 567	\$ 2,674	\$ 1,746	\$ 5,633
<b>Obligations</b>	646	567	2,674	1,746	5,633
<b>Expenditures</b>	\$ 548	\$ 258	\$ 2,394	\$ 1,396	\$ 4,596

Source of financial information is IFMIS.  
Total obligations include prior-year deobligations.

APPENDIX D: ALLOCATIONS, OBLIGATIONS, AND EXPENDITURES

as of October 31, 2020



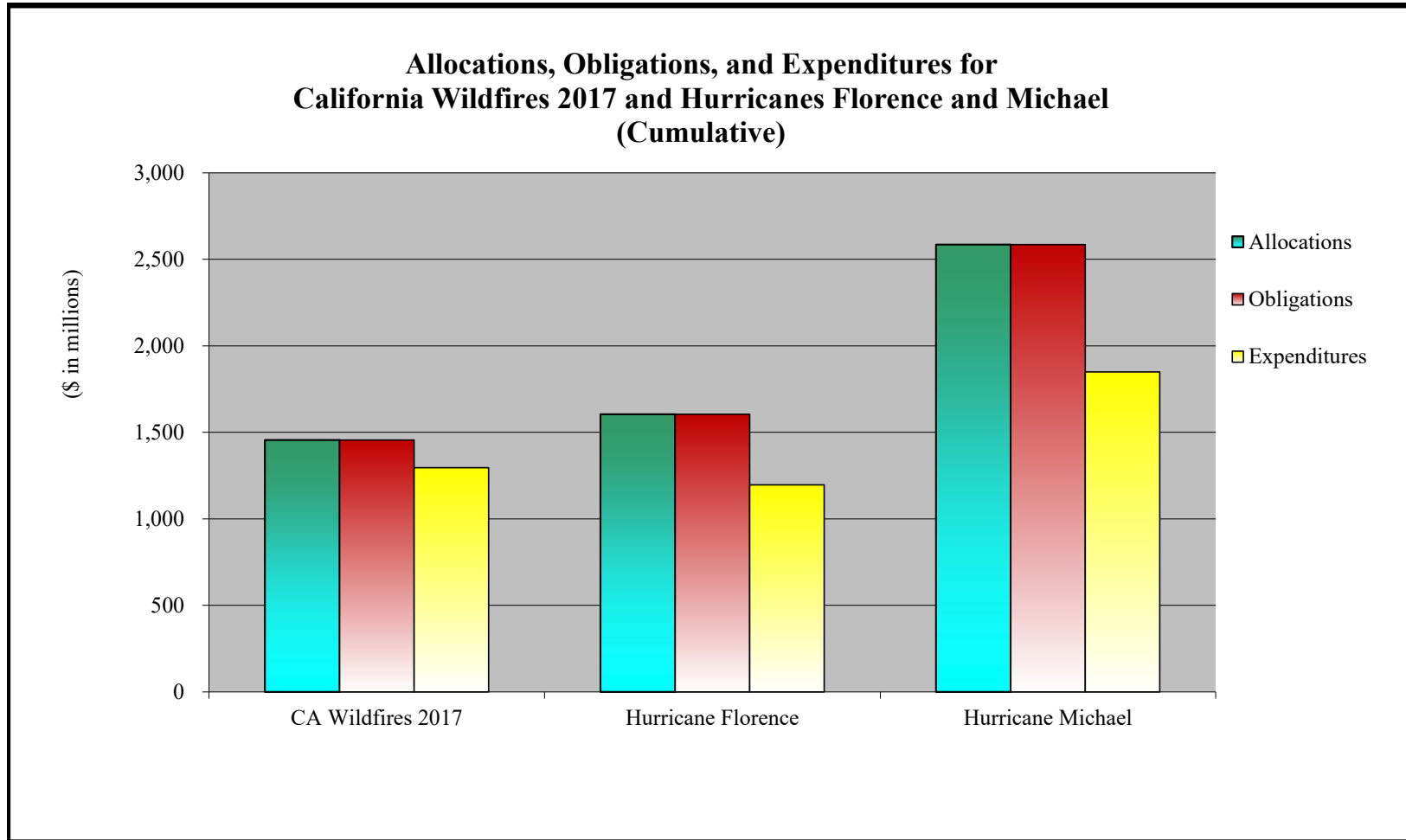
	CA Winter Storms	Hurricane Harvey	Hurricane Irma	Hurricane Maria	Total
<b>Allocations</b>	\$ 553	\$ 7,522	\$ 5,476	\$ 32,429	\$ 45,980
<b>Obligations</b>	553	7,521	5,476	32,423	45,973
<b>Expenditures</b>	\$ 410	\$ 6,222	\$ 4,516	\$ 15,790	\$ 26,938

Source of financial information is IFMIS.

Total obligations include prior-year deobligations.

APPENDIX D: ALLOCATIONS, OBLIGATIONS, AND EXPENDITURES

as of October 31, 2020

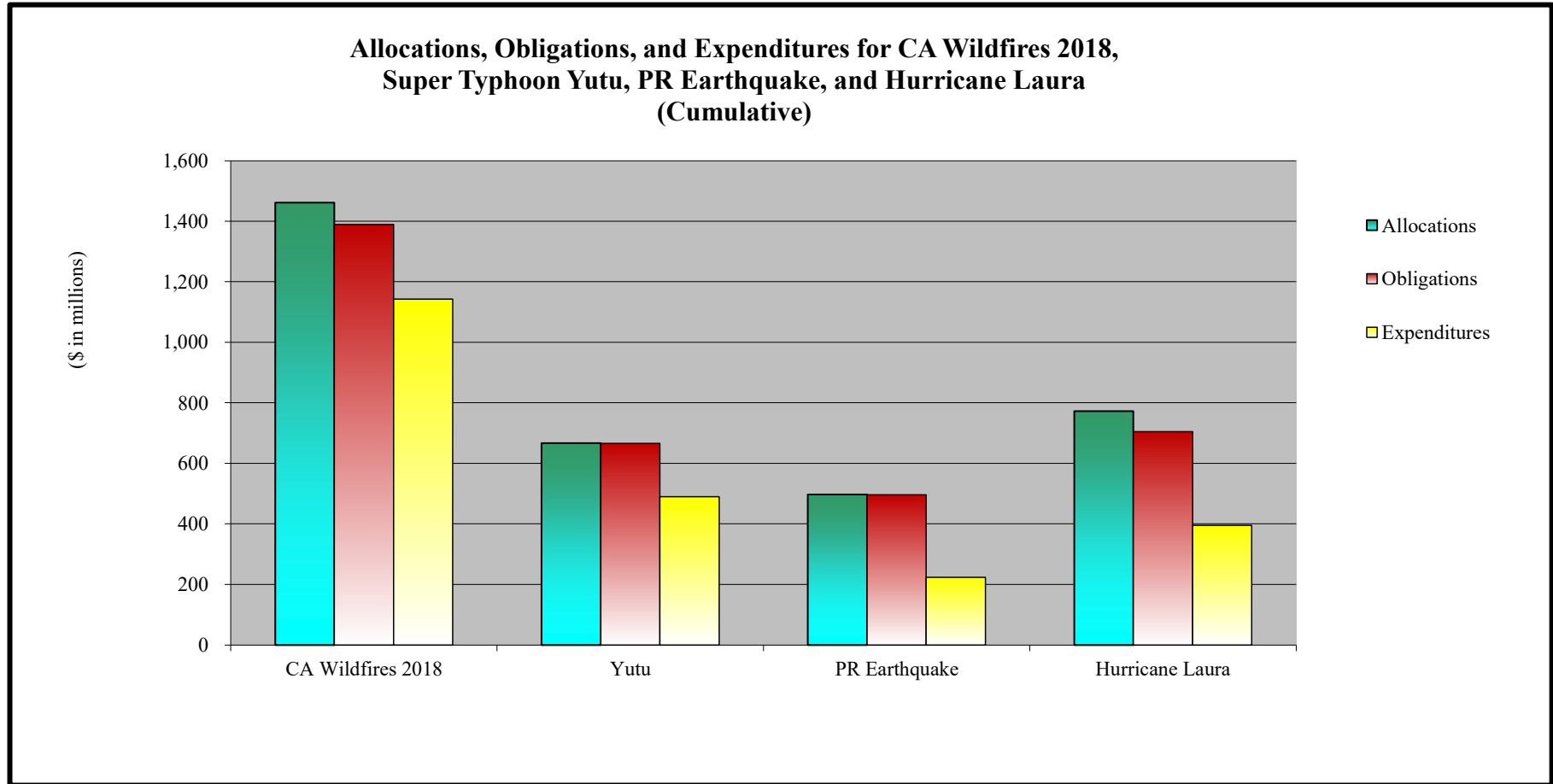


	CA Wildfires 2017	Hurricane Florence	Hurricane Michael	Total
<b>Allocations</b>	\$ 1,456	\$ 1,605	\$ 2,585	\$ 5,646
<b>Obligations</b>	1,456	1,605	2,585	5,646
<b>Expenditures</b>	\$ 1,295	\$ 1,196	\$ 1,850	\$ 4,341

Source of financial information is IFMIS.

Total obligations include prior-year deobligations.

as of October 31, 2020



	CA Wildfires 2018	Yutu	PR Earthquake	Hurricane Laura	Total
<b>Allocations</b>	\$ 1,462	\$ 667	\$ 497	\$ 773	\$ 3,399
<b>Obligations</b>	1,389	666	496	705	3,256
<b>Expenditures</b>	\$ 1,143	\$ 490	\$ 224	\$ 395	\$ 2,252

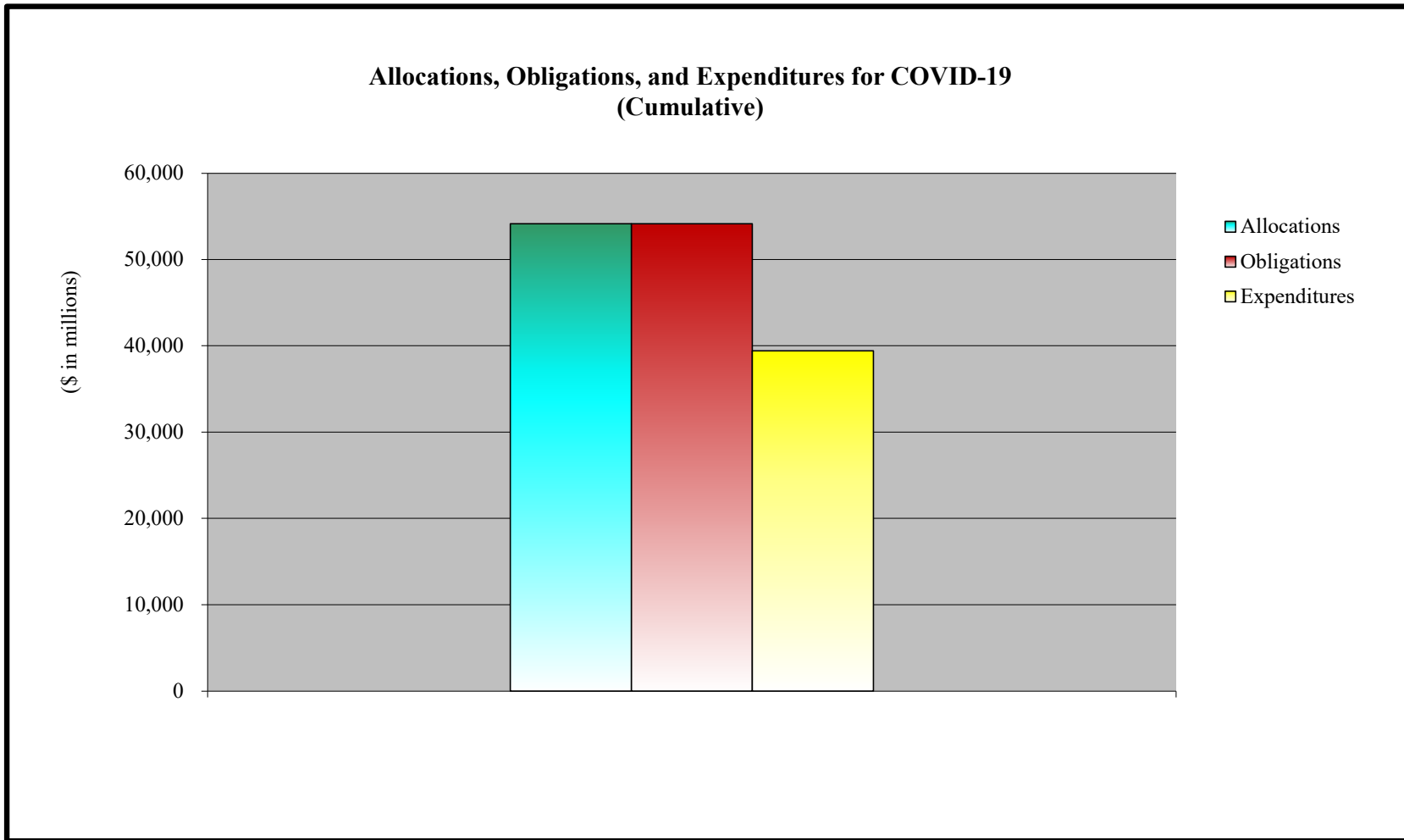
Source of financial information is IFMIS.

Total obligations include prior-year deobligations.



**APPENDIX D: ALLOCATIONS, OBLIGATIONS, AND EXPENDITURES**

as of October 31, 2020



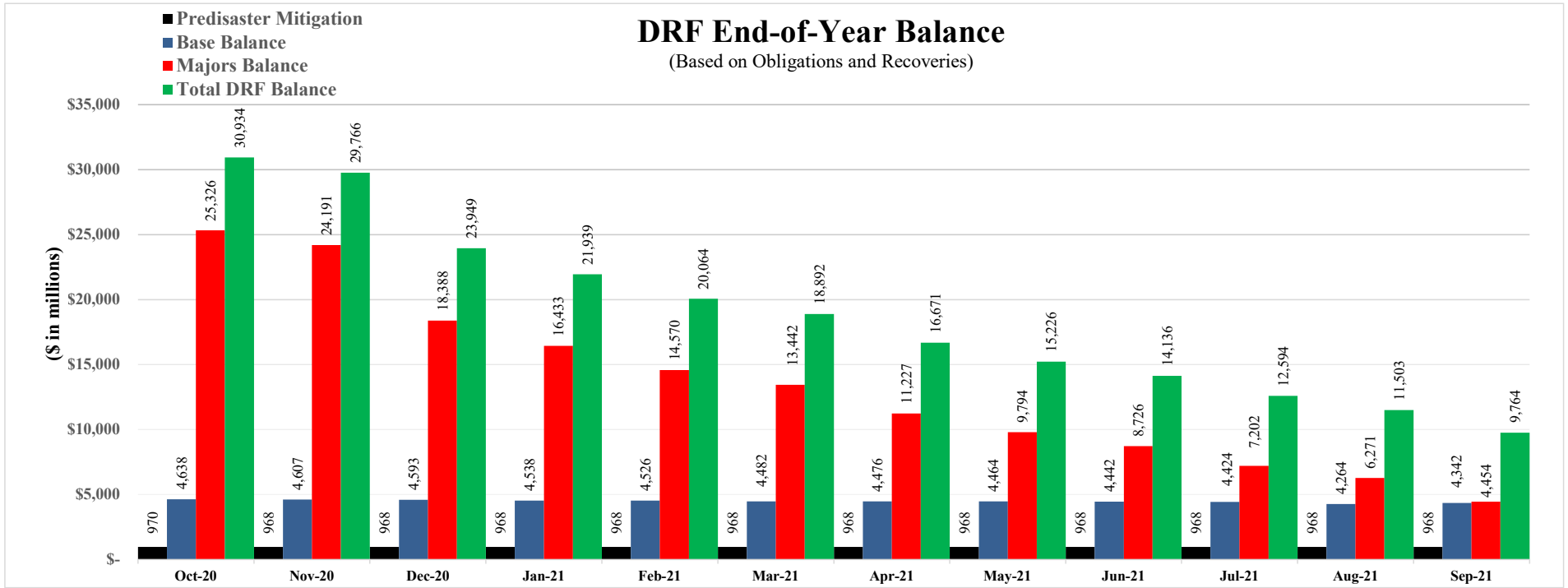
	COVID-19	
<b>Allocations</b>	\$	<b>54,157</b>
<b>Obligations</b>		<b>54,149</b>
<b>Expenditures</b>	\$	<b>39,424</b>

Source of financial information is IFMIS.

Total obligations include prior-year deobligations.

**APPENDIX E: Fund Exhaustion Date**

**DRF End-of-Year Balance**  
(Based on Obligations and Recoveries)



	\$ 970												

FY 2021 DRF Bridge Table

Event	Baseline	FY 2021 Total Obligations (\$ in millions)		Changes from Baseline		Month-to-Month Change
		Current Month as of Nov-20	Previous Month as of Oct-20	Change from Baseline	Change from Prior Month	Cause/Reason

NOT INCLUDED AS THIS IS THE FIRST REPORT OF FY 2021