



***Department of Homeland Security
Freedom of Information Act Monthly Report
September 2016***

Department of Homeland Security
Freedom of Information Act Monthly Report FY 2016

FOIA Requests	
Received this month	27,444
Processed this month	50,174
Total Received this FY	315,216
Total Processed this FY	309,810
Proactive Releases (Pgs)	333,152

Comparison of Numbers of Requests from FY 2015 and Current Monthly Report – Requests Received, and Processed

Component	Number of Requests Received		Number of Requests Processed	
	Received During Fiscal Year from FY 2015 Annual Report	Received During Fiscal Year from Current Monthly Reports	Processed During Fiscal Year from FY 2015 Annual Report	Processed During Fiscal Year from Current Monthly Reports
CBP	52,290	65,175	77,746	71,802
CRCL	40	73	30	65
FEMA	758	2,528	717	2,021
FLETC	122	81	100	87
I&A	238	709	217	724
ICE	44,748	54,785	101,578	63,705
NPPD	13,781	18,787	12,232	20,122
OIG	261	201	223	181
PRIV	649	593	697	493
S&T	91	82	91	79
TSA	554	778	563	972
USCG	3,176	3,011	2,517	2,575
USCIS	162,986	166,736	150,897	145,319
USSH	1,497	1,677	1,328	1,665
AGENCY OVERALL	281,191	315,216	348,936	309,810

Comparison of Backlogged Requests from FY 2015 Annual Report and Current Monthly Reports

Component	Number of Backlogged Requests as of End FY 2015	Number of Backlogged Requests from Current Monthly Reports	Percent Change
CBP	9,280	1,567	DECREASE 83%
CRCL	14	56	INCREASE 300%
FEMA	760	1,512	INCREASE 99%
FLETC	22	20	DECREASE 9%
I&A	32	14	DECREASE 56%
ICE	555	480	INCREASE 14%
NPPD	4,749	3,699	DECREASE 22%
OIG	91	112	INCREASE 23%
PRIV	52	140	INCREASE 169%
S&T	2	3	INCREASE 50%
TSA	876	721	DECREASE 18%
USCG	1,904	2,241	INCREASE 18%
USCIS	16,247	37,742	INCREASE 132%
USSH	791	921	INCREASE 16%
AGENCY OVERALL	35,375	49,228	INCREASE 39%

FOIA Appeals

Received this month	462
Processed this month	486
Total Received this FY	5,515
Total Processed this FY	5,530

Comparison of Numbers of Administrative Appeals from FY 2015 and Current Monthly Reports – Appeals Received, and Processed

Component	Number of Appeals Received		Number of Appeals Processed	
	Received During Fiscal Year from FY 2015 Annual Report	Received During Fiscal Year from Current Monthly Reports	Processed During Fiscal Year from FY 2015 Annual Report	Processed During Fiscal Year from Current Monthly Reports
CBP	1735	2638	1647	2608
FEMA	19	26	14	28
FLETC	0	1	0	1
ICE	599	623	609	741
OGC	116	85	100	73
OIG	19	18	36	19
TSA	20	53	29	45
USCG	30	31	41	29
USCIS	1,987	1,942	2,002	1,899
USSS	154	98	156	87
AGENCY OVERALL	4,679	5,515	4,634	5,530

Comparison of Backlogged Administrative Appeals from FY 2015 and Current Monthly Reports

Component	Number of Backlogged Appeals as of End of FY 2015	Number of Backlogged Appeals from Current Monthly Reports	Percent Change
CBP	15	11	DECREASE 27%
FEMA	33	42	INCREASE 27%
FLETC	0	1	INCREASE n/a
ICE	83	9	DECREASE 89%
OGC	32	25	DECREASE 22%
OIG	2	1	DECREASE 50%
TSA	3	9	INCREASE 200%
USCG	20	23	INCREASE 15%
USCIS	0	0	NO CHANGE n/a
USSS	2	0	DECREASE 100%
AGENCY OVERALL	190	121	DECREASE 36%

10 Oldest as Reported in FOIA Annual Report FY 2015

Red= Cases that are still open

Green= Cases closed in the last reporting period

No Fill=Indicates that the case was closed in previous month or earlier

Pending Requests – Ten Oldest Pending Perfected Requests

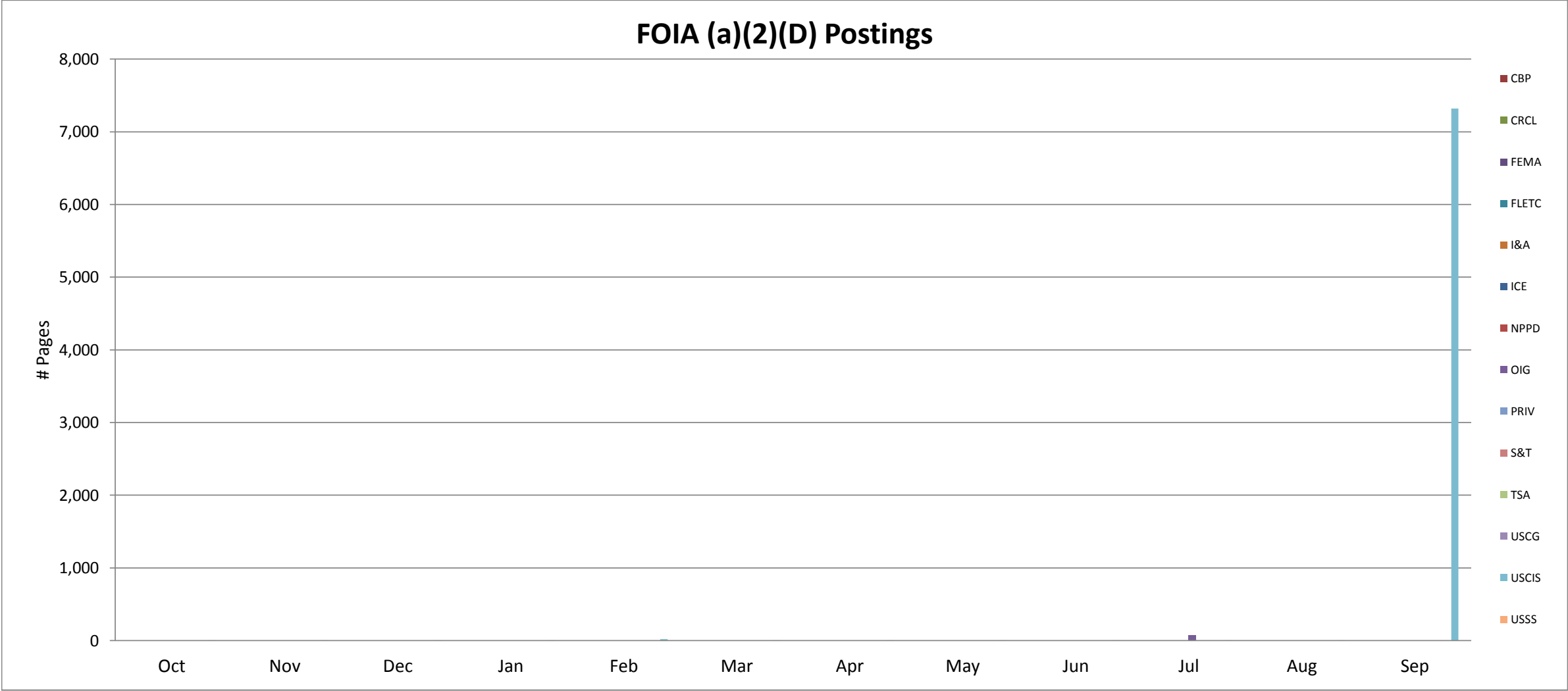
Component	Sub-Row Heading	10th	9th	8th	7th	6th	5th	4th	3rd	2nd	Oldest Request
CBP	Date of Receipt	2013-08-13	2013-07-24	2013-07-10	2013-07-03	2013-07-02	2013-06-24	2013-06-24	2013-06-19	2013-06-05	2013-03-01
	Number of Days Pending	557	571	581	586	587	593	593	596	600	674
CRCL	Date of Receipt	2015-04-23	2015-04-23	2015-03-19	2015-03-16	2015-03-02	2015-01-28	2015-01-12	2014-12-23	2014-12-08	2014-12-08
	Number of Days Pending	115	115	140	143	153	176	188	202	213	213
FEMA	Date of Receipt	2012-11-13	2012-11-13	2012-11-13	2012-10-15	2012-08-21	2012-07-09	2012-06-19	2012-06-13	2012-04-10	2012-03-09
	Number of Days Pending	752	752	752	773	812	843	857	861	907	929
FLETC	Date of Receipt	2015-07-02	2015-07-01	2015-07-01	2015-06-19	2015-06-11	2015-05-26	2015-04-29	2015-04-27	2015-03-30	2015-03-23
	Number of Days Pending	65	66	66	74	80	92	111	113	133	138
I&A	Date of Receipt	2015-05-04	2015-04-30	2015-04-02	2015-04-02	2015-04-02	2015-03-16	2014-11-10	2014-09-30	2014-04-08	2013-07-30
	Number of Days Pending	108	110	130	130	130	143	233	262	387	567
ICE	Date of Receipt	2013-11-19	2013-11-12	2013-11-10	2013-10-18	2013-06-21	2013-04-12	2013-04-12	2013-04-05	2012-11-27	2012-11-12
	Number of Days Pending	487	492	493	509	594	644	644	649	742	753
NPPD	Date of Receipt	2015-04-20	2015-04-20	2015-04-08	2015-04-08	2015-03-30	2015-03-16	2014-10-23	2014-08-25	2014-08-18	2014-05-23
	Number of Days Pending	118	118	126	126	133	143	245	288	293	354
OIG	Date of Receipt	2013-12-04	2013-11-13	2013-09-09	2013-08-30	2013-06-13	2013-05-20	2013-03-13	2013-03-01	2013-02-28	2013-02-01
	Number of Days Pending	476	491	538	544	600	618	666	674	675	694
PRIV	Date of Receipt	2014-07-31	2014-07-29	2014-07-07	2014-06-18	2014-06-17	2014-06-02	2014-04-17	2014-04-17	2014-04-03	2013-12-31
	Number of Days Pending	287	295	312	324	325	336	367	367	377	440
S&T	Date of Receipt	N/A	N/A	N/A	N/A	N/A	N/A	N/A	N/A	2015-05-28	2015-04-24
	Number of Days Pending	0	0	0	0	0	0	0	0	90	114
TSA	Date of Receipt	2011-02-23	2010-12-27	2010-12-23	2010-12-21	2010-12-10	2010-11-12	2010-11-01	2010-10-28	2010-10-28	2010-10-14
	Number of Days Pending	1,201	1,243	1,245	1,247	1,254	274	1,283	1,285	1,285	1,295
USCG	Date of Receipt	2010-08-20	2010-08-12	2010-08-04	2010-08-01	2010-07-30	2010-07-28	2010-07-19	2010-05-26	2010-05-17	2010-05-07
	Number of Days Pending	1334	1340	1346	1348	1349	1351	1358	1396	1403	1409
USCIS	Date of Receipt	2014-12-11	2014-12-11	2014-12-11	2014-12-04	2014-12-03	2014-11-13	2014-11-13	2014-10-20	2014-09-17	2014-08-07
	Number of Days Pending	210	210	210	215	216	230	230	248	271	300
USSS	Date of Receipt	2010-06-08	2010-06-08	2010-06-08	2010-06-08	2010-06-08	2010-06-08	2010-04-20	2010-03-12	2009-10-26	2009-01-30
	Number of Days Pending	1,387	1,387	1,387	1,387	1,387	1,387	1,422	1,449	1,548	1,739
AGENCY OVERALL	Date of Receipt	2010-06-08	2010-06-08	2010-06-08	2010-05-26	2010-05-17	2010-05-07	2010-04-20	2010-03-12	2009-10-26	2009-01-30
	Number of Days Pending	1,387	1,387	1,387	1,396	1,403	1,409	1,422	1,449	1,548	1,739

Ten Oldest Pending Administrative Appeals

Component	Sub-Row Heading	10th	9th	8th	7th	6th	5th	4th	3rd	2nd	Oldest Appeal
CBP	Date of Receipt	2015-02-10	2015-01-21	2014-11-07	2014-06-05	2014-03-07	2014-03-07	2013-12-23	2013-12-16	2013-12-16	2013-12-12
	Number of Days Pending	167	181	234	345	409	409	463	468	468	470
FEMA	Date of Receipt	2012-03-06	2011-11-07	2011-10-28	2011-10-05	2011-05-13	2010-08-27	2010-05-06	2009-08-31	2009-02-26	2008-11-20
	Number of Days Pending	932	1018	1024	1041	1144	1329	1410	1588	1720	1790
FLETC	Date of Receipt	N/A	N/A	N/A	N/A	N/A	N/A	N/A	N/A	N/A	N/A
	Number of Days Pending	0	0	0	0	0	0	0	0	0	0
ICE	Date of Receipt	2015-03-26	2015-03-23	2015-03-11	2015-03-03	2015-02-18	2015-01-12	2015-01-12	2015-01-05	2014-12-23	2014-12-17
	Number of Days Pending	135	138	146	152	161	188	188	193	202	206
OGC	Date of Receipt	2015-04-29	2015-04-01	2015-03-19	2015-03-03	2015-02-12	2015-02-10	2015-01-29	2015-001-15	2014-12-15	2014-08-27
	Number of Days Pending	111	131	140	152	165	167	175	185	208	286
OIG	Date of Receipt	N/A	N/A	N/A	N/A	N/A	N/A	N/A	N/A	2015-08-25	2015-07-09
	Number of Days Pending	0	0	0	0	0	0	0	0	27	60
TSA	Date of Receipt	N/A	N/A	N/A	N/A	N/A	N/A	2015-09-25	2015-08-05	2015-01-21	2012-11-15
	Number of Days Pending	0	0	0	0	0	0	4	41	181	750
USCG	Date of Receipt	2014-10-16	2014-10-10	2014-10-10	2014-10-01	2014-06-09	2014-02-19	2014-02-18	2013-11-19	2013-09-09	2009-03-10
	Number of Days Pending	250	254	254	261	343	421	422	487	538	1712
USCIS	Date of Receipt	2015-09-16	2015-09-16	2015-09-16	2015-09-16	2015-09-16	2015-09-16	2015-09-16	2015-09-16	2015-09-16	2015-09-09
	Number of Days Pending	11	11	11	11	11	11	11	11	11	16
USSS	Date of Receipt	N/A	N/A	N/A	N/A	N/A	N/A	2015-09-10	2015-07-15	2015-04-23	2015-04-14
	Number of Days Pending	0	0	0	0	0	0	15	56	115	122
AGENCY OVERALL	Date of Receipt	2011-11-07	2011-10-28	2011-10-05	2011-05-13	2010-08-27	2010-05-06	2009-08-31	2009-03-10	2009-02-26	2008-11-20
	Number of Days Pending	1,018	1,024	1,041	1,144	1,329	1,410	1,588	1,712	1,720	1,790

FOIA (a)(2)(D) Postings (pgs)

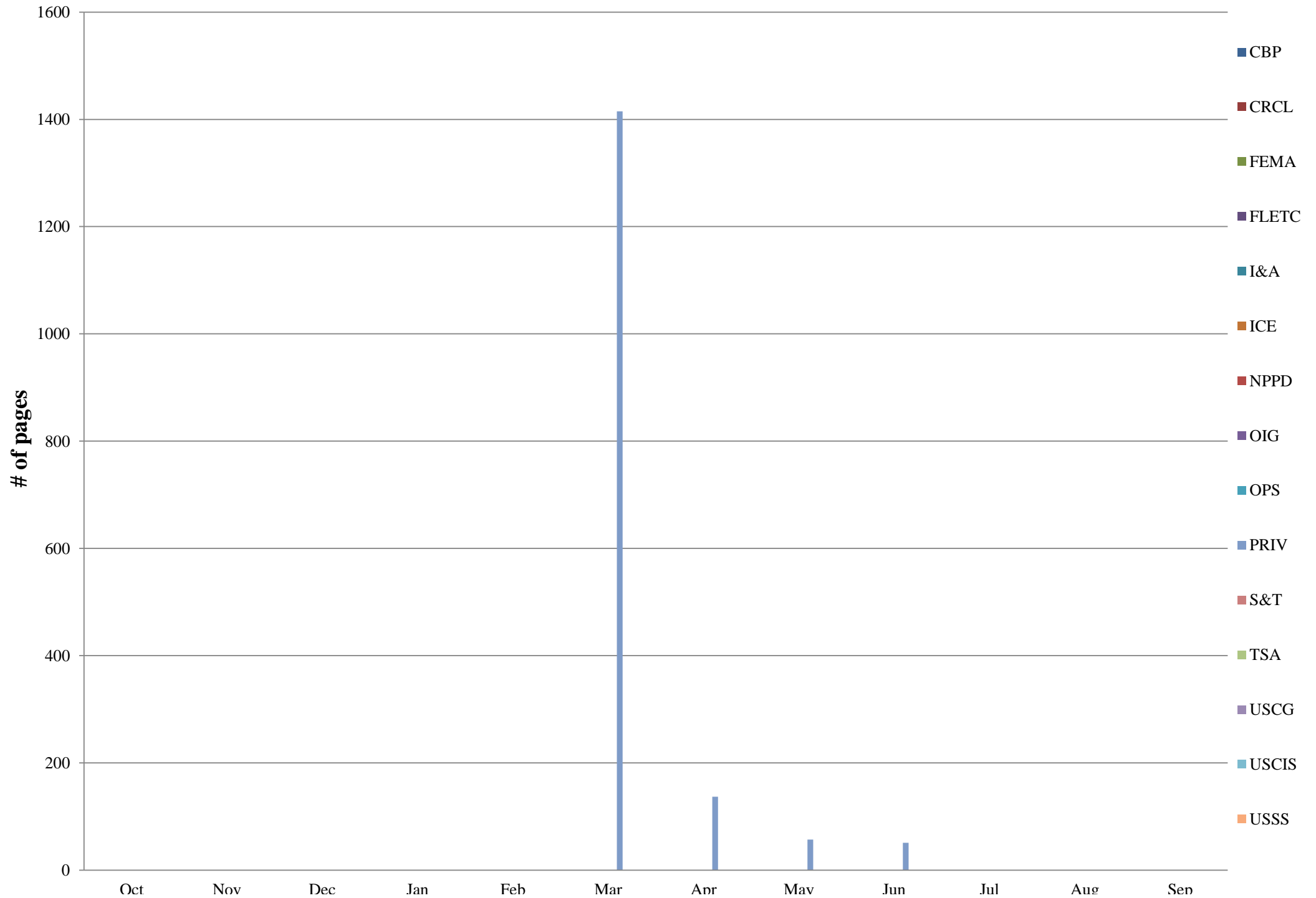
Component	Oct	Nov	Dec	Jan	Feb	Mar	Apr	May	Jun	Jul	Aug	Sep
CBP												
CRCL												
FEMA												
FLETC												
I&A												
ICE												
NPPD												
OIG										71		
PRIV												
S&T												
TSA												
USCG												
USCIS	2	3	2	2	18	2	2	3	2	2	2	7,318
USSS												
AGENCY OVERALL	2	3	2	2	18	2	2	3	2	73	2	7,318



Component	Date Posted	Pages	Document
USCIS	10/5/2015	1	Average Processing Times NRC-Track 1,2,3 and SIG - Track 1 and 2
USCIS	10/19/2015	1	Average Processing Times NRC-Track 1,2,3 and SIG - Track 1 and 2
USCIS	11/2/2015	1	Average Processing Times NRC-Track 1,2,3 and SIG - Track 1 and 2
USCIS	11/16/2015	1	Average Processing Times NRC-Track 1,2,3 and SIG - Track 1 and 2
USCIS	11/30/2015	1	Average Processing Times NRC-Track 1,2,3 and SIG - Track 1 and 2
USCIS	12/14/2015	1	Average Processing Times NRC-Track 1,2,3 and SIG - Track 1 and 2
USCIS	12/28/2015	1	Average Processing Times NRC-Track 1,2,3 and SIG - Track 1 and 2
USCIS	1/11/2016	1	Average Processing Times NRC-Track 1,2,3 and SIG - Track 1 and 2
USCIS	1/25/2016	1	Average Processing Times NRC-Track 1,2,3 and SIG - Track 1 and 2
USCIS	2/8/2016	1	Average Processing Times NRC-Track 1,2,3 and SIG - Track 1 and 2
USCIS	2/22/2016	1	Average Processing Times NRC-Track 1,2,3 and SIG - Track 1 and 2
USCIS	2/29/2016	16	I-765 Receipts, Approvals and Denials FY2008 through FY2014
USCIS	3/7/2016	1	Average Processing Times NRC-Track 1,2,3 and SIG - Track 1 and 2
USCIS	3/21/2016	1	Average Processing Times NRC-Track 1,2,3 and SIG - Track 1 and 2
USCIS	4/4/2016	1	Average Processing Times NRC-Track 1,2,3 and SIG - Track 1 and 2
USCIS	4/18/2016	1	Average Processing Times NRC-Track 1,2,3 and SIG - Track 1 and 2
USCIS	5/2/2016	1	Average Processing Times NRC-Track 1,2,3 and SIG - Track 1 and 2
USCIS	5/16/2016	1	Average Processing Times NRC-Track 1,2,3 and SIG - Track 1 and 2
USCIS	5/31/2016	1	Average Processing Times NRC-Track 1,2,3 and SIG - Track 1 and 2
USCIS	6/13/2016	1	Average Processing Times NRC-Track 1,2,3 and SIG - Track 1 and 2
USCIS	6/27/2016	1	Average Processing Times NRC-Track 1,2,3 and SIG - Track 1 and 2
USCIS	7/11/2016	1	Average Processing Times NRC-Track 1,2,3 and SIG - Track 1 and 2
USCIS	7/25/2016	1	Average Processing Times NRC-Track 1,2,3 and SIG - Track 1 and 2
OIG	7/14/2016	71	2015-122: Posted main Report of Investigation I12-USSS-OSI-00800
USCIS	8/8/2016	1	Average Processing Times NRC-Track 1,2,3 and SIG - Track 1 and 2
USCIS	8/22/2016	1	Average Processing Times NRC-Track 1,2,3 and SIG - Track 1 and 2
USCIS	9/6/2016	1	Average Processing Times NRC-Track 1,2,3 and SIG - Track 1 and 2
USCIS	9/19/2016	1	Average Processing Times NRC-Track 1,2,3 and SIG - Track 1 and 2
USCIS	9/20/2016	1,335	American Ambition Regional Center, LLC
USCIS	9/20/2016	2,160	Gateway to the Midwest Investment Center, Inc.
USCIS	9/20/2016	1,679	New York Federal Regional Center
USCIS	9/20/2016	2,142	National Customer Service Center policies and materials

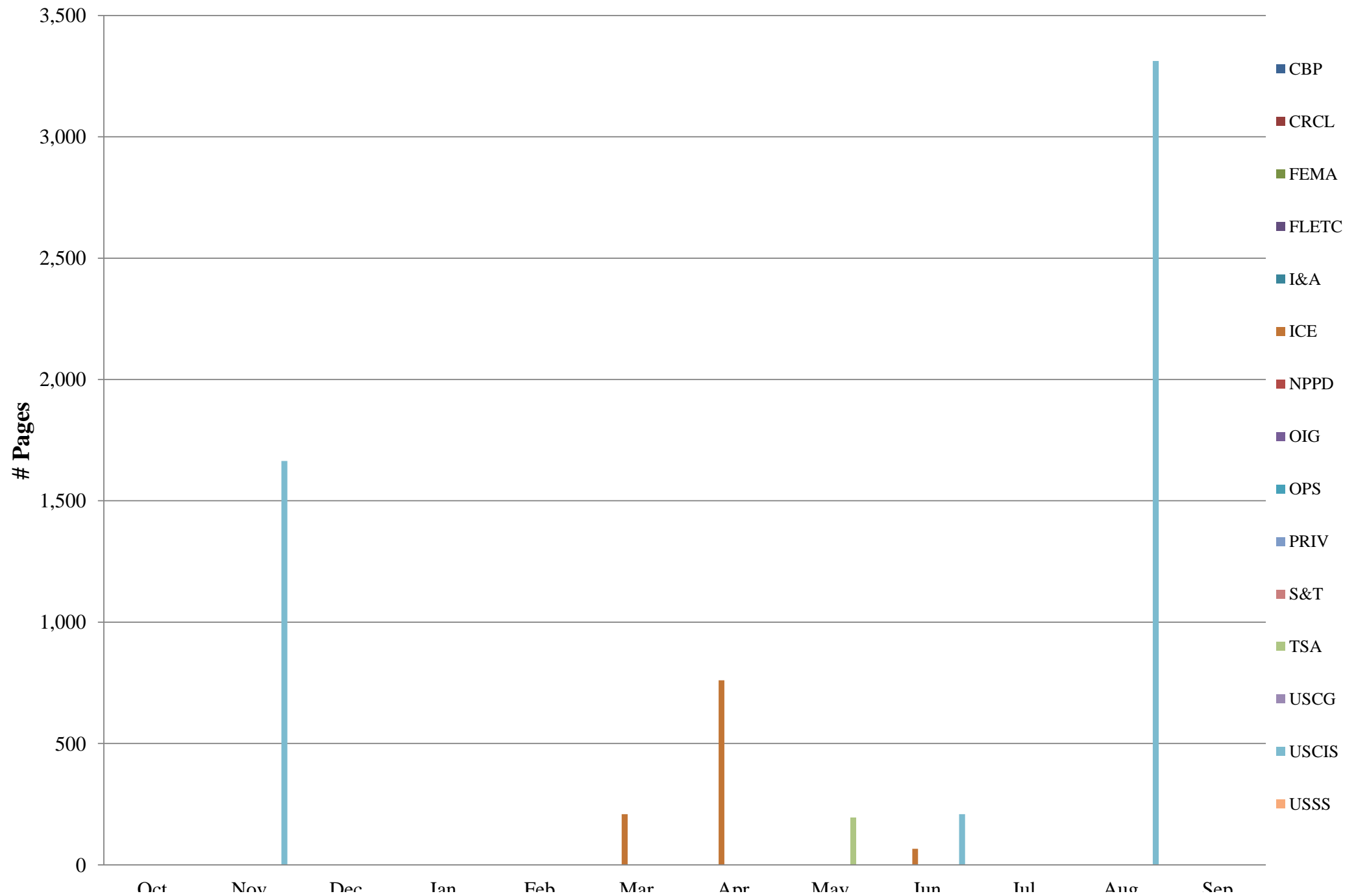
Proactive Disclosures Postings (pgs) - Senior Agency Officials' Calendars posted in FOIA Library												
Component	Oct	Nov	Dec	Jan	Feb	Mar	Apr	May	Jun	Jul	Aug	Sep
CBP												
CRCL												
FEMA												
FLETC												
I&A												
ICE												
NPPD												
OIG												
OPS												
PRIV						1,415	137	57	51			
S&T												
TSA												
USCG												
USCIS												
USSS												
AGENCY OVERALL	0	0	0	0	0	1,415	137	57	51	0	0	0

Senior Agency Officials' Calendars posted in FOIA Library



Proactive Disclosures Postings (pgs) - Executed Contracts and Grants posted in FOIA Library (posted immediately after released pursuant to a FOIA request)												
Component	Oct	Nov	Dec	Jan	Feb	Mar	Apr	May	Jun	Jul	Aug	Sep
CBP												
CRCL												
FEMA												
FLETC												
I&A												
ICE						209	761		66			
NPPD												
OIG												
OPS												
PRIV												
S&T												
TSA								194				
USCG												
USCIS		1,664							209		3,312	
USSS												
AGENCY OVERALL	0	1,664	0	0	0	209	761	194	275	0	3,312	0

Executed Contracts and Grants (posted immediately after released pursuant to a FOIA request) posted in FOIA Library



Oct

Nov

Dec

Jan

Feb

Mar

Apr

May

Jun

Jul

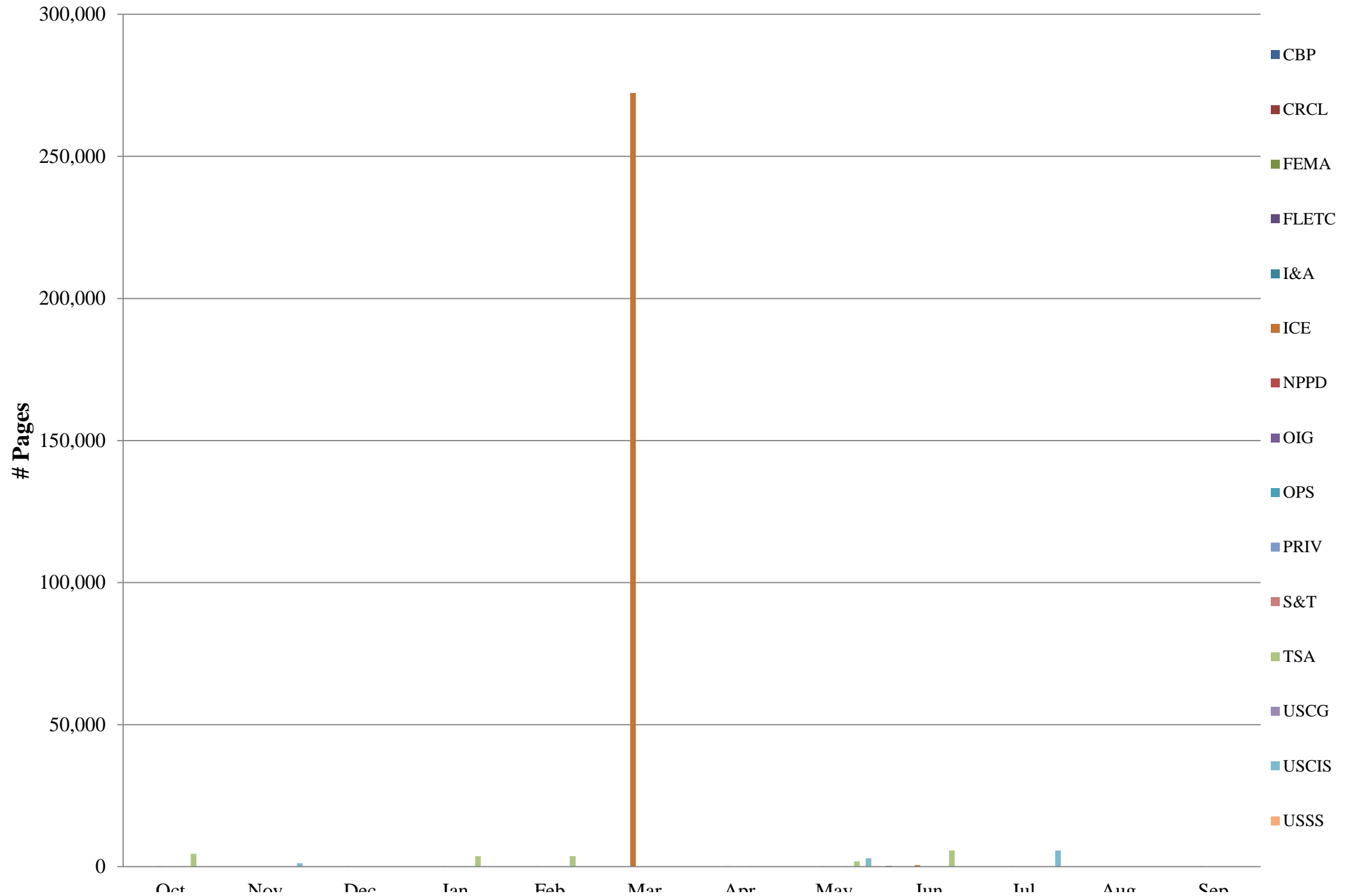
Aug

Sep

Proactive Disclosures Postings (pgs) - Management Directives and Instructions posted in FOIA Library
(Policies, Handbooks, Official Guidance, Data Sets, and Correspondence Records)

Component	Oct	Nov	Dec	Jan	Feb	Mar	Apr	May	Jun	Jul	Aug	Sep
CBP									117			
CRCL												
FEMA												
FLETC												
I&A												
ICE	81		25	24	10	272,364	81	38	487	40		17
NPPD												
OIG												
OPS												
PRIV	12	6		11	37		59	9	23	11		
S&T												
TSA	4,539			3,640	3,684		43	1,841	5,662			
USCG												
USCIS		1,221						2,966		5,640		
USSS												
AGENCY OVERALL	4,632	1,227	25	3,675	3,731	272,364	183	4,854	6,289	5,691	0	17

Management Directives and Instructions (Policies, Handbooks, and Official Guidance) posted in FOIA Library



OCT

NOV

DEC

JAN

FEB

MAR

APR

MAY

JUN

JUL

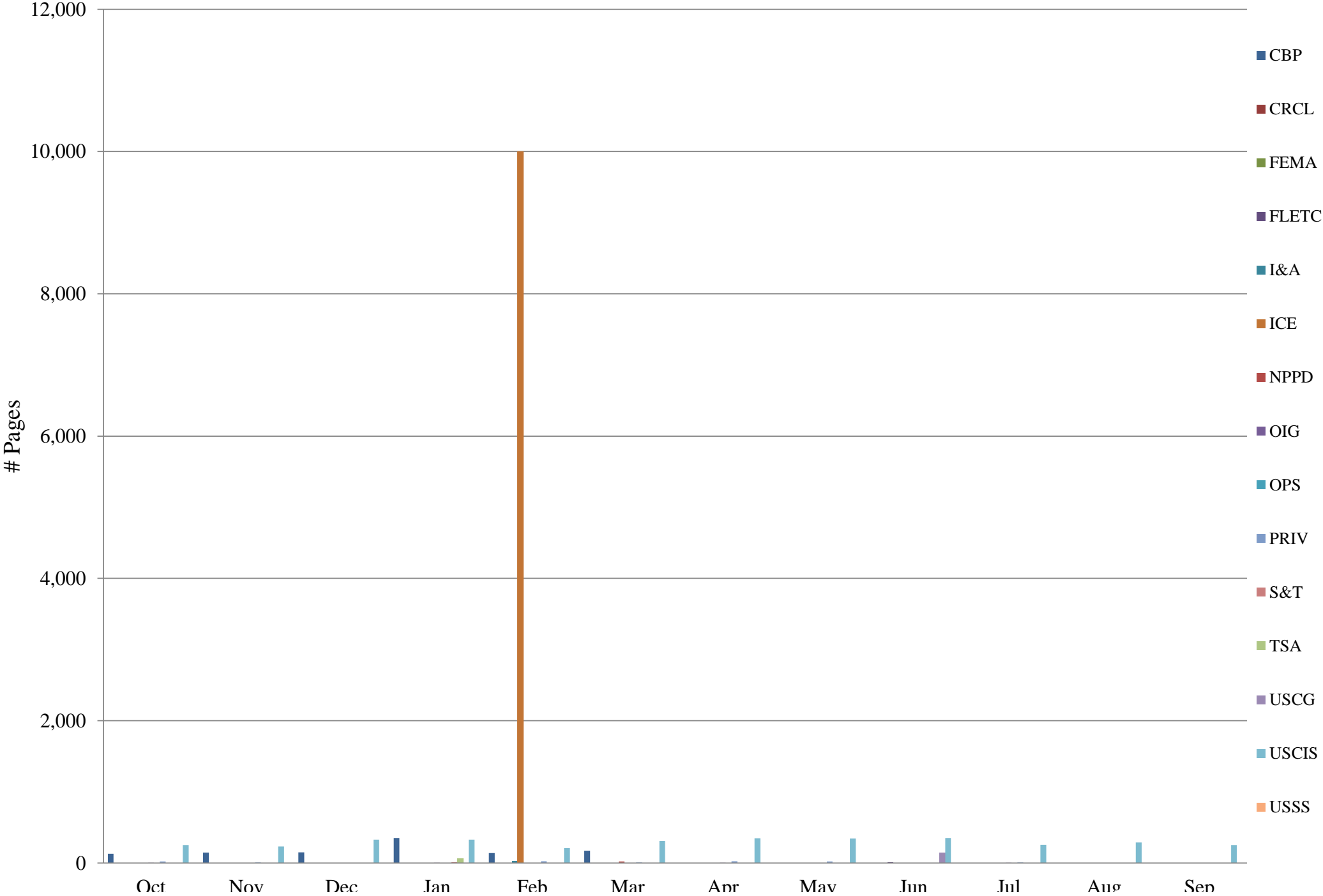
AUG

SEP

FOIA Logs posted in FOIA Library this FY (Pages)

Component	Oct	Nov	Dec	Jan	Feb	Mar	Apr	May	Jun	Jul	Aug	Sep
CBP	128	146	150	350	140	173						
CRCL					4							
FEMA												
FLETC									6			
I&A					23							
ICE					10,000							
NPPD						21						
OIG	3			4			3			3		
OPS												
PRIV	19	6			22	6	23	21		7		
S&T				11								
TSA				60								
USCG									142			
USCIS	251	233	327	327	207	309	347	344	352	256	286	250
USSS												
AGENCY OVERALL	401	385	477	752	10,396	509	373	365	500	266	286	250

FOIA Logs posted in FOIA Library this FY



	Oct	Nov	Dec	Jan	Feb	Mar	Apr	May	Jun	Jul	Aug	Sep
Component	Date Posted	Pages	Document									
CBP	10/4/2015	128	CBP FOIA Log - September 2015									
CBP	11/4/2015	146	CBP FOIA Log - October 2015									
USCIS	10/27/2015	251	USCIS FOIA Log - September 2015									
ICE	10/9/2015	8	2015 Monroe County Detention Dormitory, Monroe, MI May 5-7, 2015									
ICE	10/9/2015	13	2015 Butler County Jail, Hamilton, OH Apr. 28-30,2015									
ICE	10/9/2015	8	2015 Krome North Service Processing Center, Miami, FL Jun. 2-4, 2015									
ICE	10/9/2015	10	2015 Utah County Jail, Spanish Fork, UT May 18-21, 2015									
ICE	10/9/2015	10	2015 Plymouth County Correctional Facility, Plymouth MA Jul. 28-30, 2015									
ICE	10/9/2015	10	2015 Henderson Detention Center, Henderson, NV Aug. 11-30, 2015									
ICE	10/9/2015	7	2015 Immigration Centers of America Farmville, Farmville, VA Jul. 7-9, 2015									
ICE	10/27/2015	15	Detainee Deaths- Oct. 2003 through October 26, 2015									
OIG	10/1/2015	3	OIG FOIA Log - FY 2015 Q4									
PRIV	10/14/2015	19	PRIV FOIA Log - July 2015 to September 2015									
PRIV	10/14/2015	12	Congressional Correspondence Logs - July 2015 to September 2015									
PRIV	11/14/2015	6	PRIV FOIA Log - October 2015									
PRIV	11/14/2015	6	Congressional Correspondence Logs - October 2015									
CBP	12/2/2015	150	CBP FOIA Log - November 2015									
USCIS	11/30/2015	1,287	Appalachian EB-5 Regional Center									
USCIS	11/30/2015	377	Carolina Center for Foreign Investment, LLC									
USCIS	11/30/2015	1,221	H1-B Training Material and Guidance									
USCIS	11/30/2015	233	USCIS FOIA Log - October 2015									
CBP	1/16/2016	350	CBP FOIA Log - December 2015									
USCIS	12/30/2015	327	USCIS FOIA Log - November 2015									
ICE	12/17/2015	8	2015 Virginia Peninsula Regional Jail, Williamsburg, VA Nov. 2-5, 2015									
ICE	12/29/2015	17	Detainee Deaths- Oct. 2003 through Dec. 23, 2015									
PRIV	1/21/2016	5	Congressional Correspondence Logs - November 2015									
PRIV	1/21/2016	6	Congressional Correspondence Logs - December 2015									
S&T	1/5/2016	11	FY2015 FOIA Logs									

USCIS	1/29/2016	327	USCIS FOIA Log - December 2015
ICE	1/25/2016	16	Detainee Deaths- Oct. 2003 through Jan. 25, 2016
ICE	1/8/2016	8	2015 Rio Grande Detention Center, Laredo, TX Dec. 1-3, 2015
OIG	1/7/2016	1	DHS-OIG posted to its FOIA Reading Room the Congressional Correspondence Logs for the 4th Quarter of Calendar Year 2015.
OIG	1/7/2016	3	OIG FOIA Log - FY 2016 Q1
ICE	2/8/2016	10,000	ICE FY2015 - FOIA Logs (Excel Files - Pages Approximate)
I&A	2/4/2016	23	I&A FY2015 - FOIA Logs
TSA	1/19/2016	60	TSA FY2015 - FOIA Logs
PRIV	2/9/2016	22	PRIV FOIA Log - October 2015-January 2016 - By Month
CRCL	2/25/2016	4	CRCL FOIA Log - FY2015
PRIV	3/9/2016	1,415	S1 Calendars - Secretary Johnson - 2013-2015
PRIV	3/1/2016	37	FY2015 - DHS FOIA Annual Report - PDF & XML
CBP	2/8/2016	140	CBP FOIA Logs - January 2016
CBP	3/8/2016	173	CBP FOIA Logs - February 2016
USCIS	2/29/2016	207	USCIS FOIA Log - January 2016
ICE	2/24/2016	10	2015 Imperial Regional Detention Facility, Calexico, CA Dec. 8-10, 2015
PRIV	3/21/2016	6	PRIV FOIA Log - February 2016
PRIV	4/5/2016	59	DHS Chief FOIA Report
NPPD	3/11/2016	21	NPPD FOIA Logs - FY 2015
USCIS	3/31/2016	309	USCIS FOIA Log - February 2016
ICE	3/17/2016	101	Palantir Technologies Inc.- HSCETC-15-C-00001
ICE	3/17/2016	108	Webb County, TX- HSCEDM-12-F-IG227
ICE	3/17/2016	14	2016 Mesa Verde Detention Facility, Bakersfield, CA Jan. 12-14, 2016
ICE	3/21/2016	16	Detainee Deaths- Oct. 2003 through Mar. 21, 2016
ICE	3/22/2016	272,332	Total Individuals Detained by ICE FY14 through August 2015 (Parts 1-5)
ICE	3/22/2016	2	2015 ICE Detention Facility Listing
ICE	4/28/2016	173	(2015-ICFO-97484) Infozen Inc- HSCETC-11-F-00006
ICE	4/28/2016	38	(2015-ICFO-97484) Qbase-Mcneil Integrated Solutions-HSCETC-11-D-00006
ICE	4/28/2016	274	(2015-ICFO-90401) BI Incorporated- HSCECR-09-D-00002
ICE	4/28/2016	276	(2015-ICFO-90401) BI Incorporated- HSCEDM-14-D-00004
ICE	4/11/2016	16	Detainee Deaths- Oct 2003 through Apr 11, 2016
ICE	4/11/2016	65	2015 DHS Chief FOIA Officer Report to the Attorney General
OIG	4/5/2016	3	OIG FOIA Log - FY 2016 Q2
USCIS	4/30/2016	347	USCIS FOIA Log - March 2016
PRIV	4/20/2016	23	January 2016 - March 2016 - Congressional Correspondence Log
PRIV	4/25/2016	137	January 2016 - March 2016 - S1 Calendars

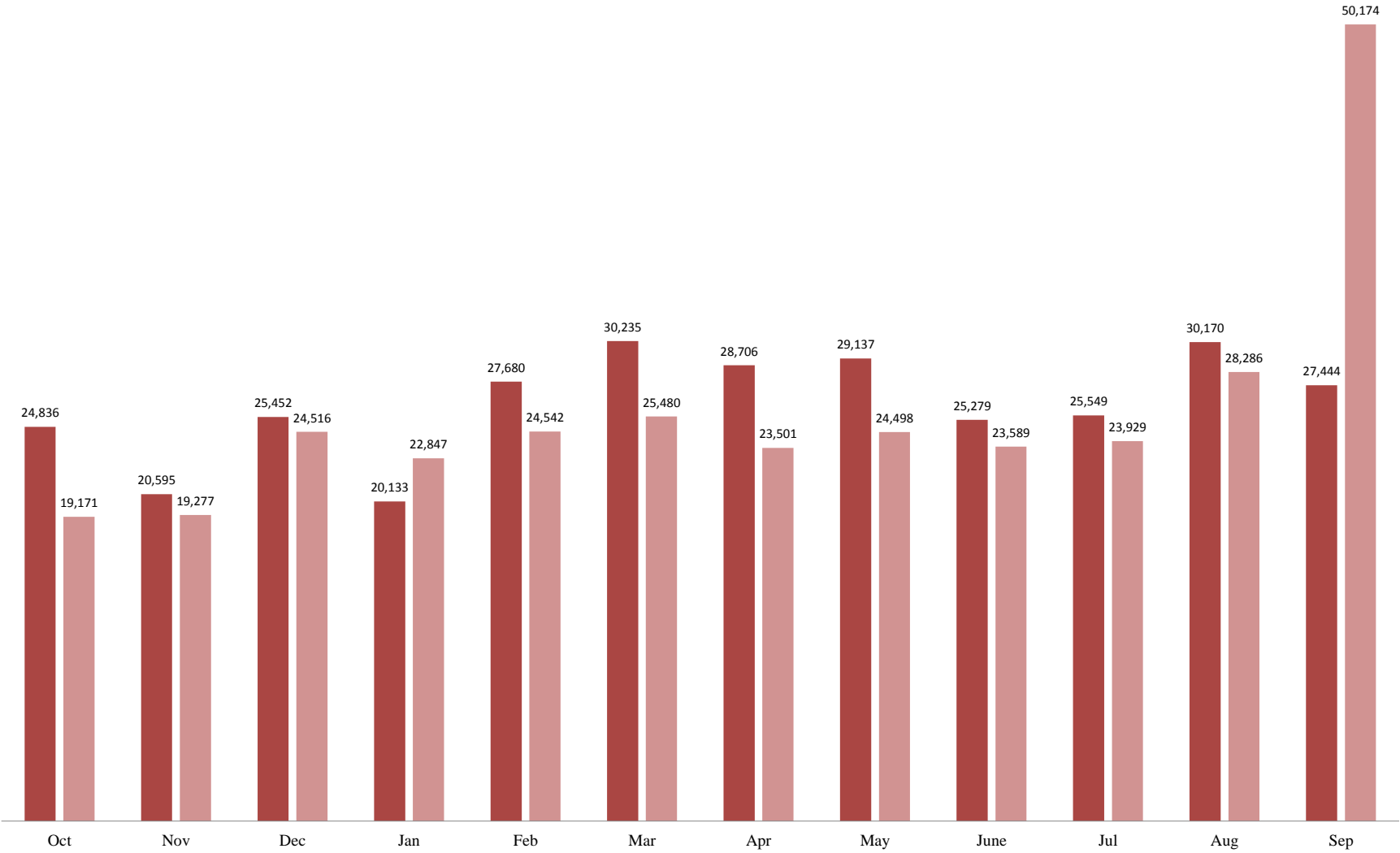
PRIV	5/13/2016	9	April 2016 Congressional Correspondence Log
PRIV	5/17/2016	21	PRIV FOIA Log - March-April 2016
PRIV	5/19/2016	57	April 2016 - S1 Calendars
USCIS	5/27/2016	1097	Computer Linked Application Information Management System 3 (CLAIMS 3) User Manual
USCIS	5/27/2016	1869	Computer Linked Application Information Management System 4 (CLAIMS 4) User Manual
USCIS	5/31/2016	344	USCIS FOIA Log - April 2016
ICE	5/5/2016	16	Detainee Deaths- October 2003 through May 5, 2015
ICE	5/23/2016	11	2016 Elizabeth Contract Detention Facility, Elizabeth, NJ- Mar. 1-3, 2016
ICE	5/23/2016	11	2016 West Texas Detention Facility, Sierra Blanca, TX- Feb. 2-4, 2016
TSA	5/6/2016	1	FY14 Reports
TSA	5/6/2016	82	Awards - SAIC HSTS04-13-C-CT3067
TSA	5/6/2016	1	Reports to Congress
TSA	5/13/2016	24	Awards - Contract HSTS04-14-A-CT40622
TSA	5/13/2016	25	Purchase Card Holders
TSA	5/17/2016	905	Customer Throughput April 17, 2016 to April 23, 2016
TSA	5/17/2016	909	Customer Throughput April 24, 2016 to April 30, 2016
TSA	5/20/2016		2016-TSFO-00193
TSA	5/23/2016	88	Awards - Contract GS-33F-Y0026-HSTS01-13-F-FIN011
CBP	6/30/2016	117	Use of Force Policy Handbook
USCIS	6/23/2016	209	Contract #HSSCCG-14-F-00294
USCIS	6/22/2016	352	USCIS FOIA Log - May 2016
FLETC	6/29/2016	6	FLETC FOIA Log - FY2014 - October 2014 to September 2015
ICE	6/17/2016	66	Infozen Inc- HSCETC-13-F-00041
ICE	6/17/2016	443	Detainee Death Report (25 reports posted)
ICE	6/7/2016	17	Detainee Deaths Oct. 2003 through Jun. 6, 2016
ICE	6/7/2016	11	2016 Pike County Correctional Facility, Lords Valley, PA, Mar. 1-3, 2016
ICE	6/17/2016	16	Detainee Deaths- Oct. 2003 through Jun. 13, 2016
USCG	6/30/2016	142	USCG FOIA Log - April 2015 - December 31, 2015
PRIV	6/10/2016	51	May 2016 - S1 Calendars
PRIV	5/13/2016	23	May 2016 Congressional Correspondence Log
TSA	6/24/2016	170	Wait Times FOIA -16-00310 (Spreadsheet Data)
TSA	6/29/2016	5492	Customer Throughput May 1, 2016 to June 11, 2016
TSA	4/7/2016	8	2015-TSFO-00083
TSA	4/11/2016	4	Enforcement Decisions 12-TSA_0052 Davis
TSA	4/11/2016	3	Enforcement Decisions 09-TSA-0038 Mesa Airlines
TSA	4/11/2016	8	Enforcement Decisions 2002WP710255 Zoline
TSA	4/11/2016	8	Enforcement Decisions 2002GL75103 Rendon

TSA	4/11/2016	4	Enforcement Decisions 10-TSA-0018 VanPasschen
TSA	4/11/2016	8	Enforcement Decisions 09-TSA-0043 Hallahan
TSA	10/22/2015	913	Customer Throughput August 30, 2015 to September 5, 2015
TSA	10/22/2015	902	Customer Throughput September 6, 2015 to September 12, 2015
TSA	10/22/2015	907	Customer Throughput September 13, 2015 to September 19, 2015
TSA	10/22/2015	910	Customer Throughput September 27, 2015 to October 3, 2015
TSA	10/22/2015	907	Customer Throughput September 20, 2015 to September 26, 2015
TSA	1/6/2016	906	Customer Throughput December 6, 2015 to December 12, 2015
TSA	1/6/2016	898	Customer Throughput November 22, 2015 to November 27, 2015
TSA	1/6/2016	921	Customer Throughput December 13, 2015 to December 19, 2015
TSA	1/6/2016	915	Customer Throughput November 29, 2015 to December 5, 2015
TSA	2/5/2016	924	Customer Throughput December 20, 2015 to December 26, 2015
TSA	2/5/2016	930	Customer Throughput December 27, 2015 to January 2, 2016
TSA	2/5/2016	919	Customer Throughput January 3, 2016 to January 10, 2016
TSA	2/5/2016	911	Customer Throughput January 10, 2016 to January 16, 2016
TSA	3/15/2016	Excel File	Claims Data
PRIV	7/25/2016	7	PRIV FOIA Logs - June 2016
PRIV	7/25/2016	11	June 2016 Congressional Correspondence Log
USCIS	7/31/2016	1186	Encore Raleigh/Durham Regional Center
USCIS	7/31/2016	2130	Tennessee Regional Center
USCIS	7/31/2016	1046	M&D Regional Center, LLC
USCIS	7/31/2016	563	Local Government Regional Center of Illinois
USCIS	7/31/2016	715	Freedom Partners Regional Center, LLC
USCIS	7/31/2016	256	USCIS FOIA Logs - June 2016
ICE	7/12/2016	12	2016 El Paso Service Processing Center, El Paso, TX Mar. 15-17, 2016
ICE	7/13/2016	9	2016 Broward Transitional Center, Pompano Beach, FL Mar. 8-10, 2016
ICE	7/13/2016	12	2016 Geauga County Jail, Chardon, OH Mar. 29-31, 2016
ICE	7/26/2016	7	2016 Florence Service Processing Center, Florence, AZ. May 24-26, 2016
OIG	7/1/2016	3	DHS OIG FOIA Logs - 4/1/16 - 6/30/16
USCIS	8/31/2016	239	Contract #HSSCCG-14-F-00292
USCIS	8/31/2016	204	Contract #HSSCCG-14-F-00293
USCIS	8/31/2016	255	Contract #HSSCCG-14-F-00295
USCIS	8/31/2016	401	Central Arizona Regional Center
USCIS	8/31/2016	1136	Global Regional Center
USCIS	8/31/2016	644	Lansing Economic Development Regional Center
USCIS	8/31/2016	433	Velocity Regional Center
USCIS	8/31/2016	286	July 2016 - USCIS FOIA Logs

CBP	8/2/2016	searchable database	CBP FOIA Logs - July 2016
ICE	8/11/2016	16	Detainee Deaths- Oct. 2003 through July 28, 2016
CBP	9/5/2016	searchable database	CBP FOIA Logs - August 2016
USCIS	9/20/2016	250	August 2016 - USCIS FOIA Logs
ICE	9/15/2016	8	2016 Florence Correctional Center, Florence, AZ Jun. 28-30, 2016
ICE	9/20/2016	9	2016 Essex County Correctional Facility, Newark, NJ Apr. 18-21, 2016

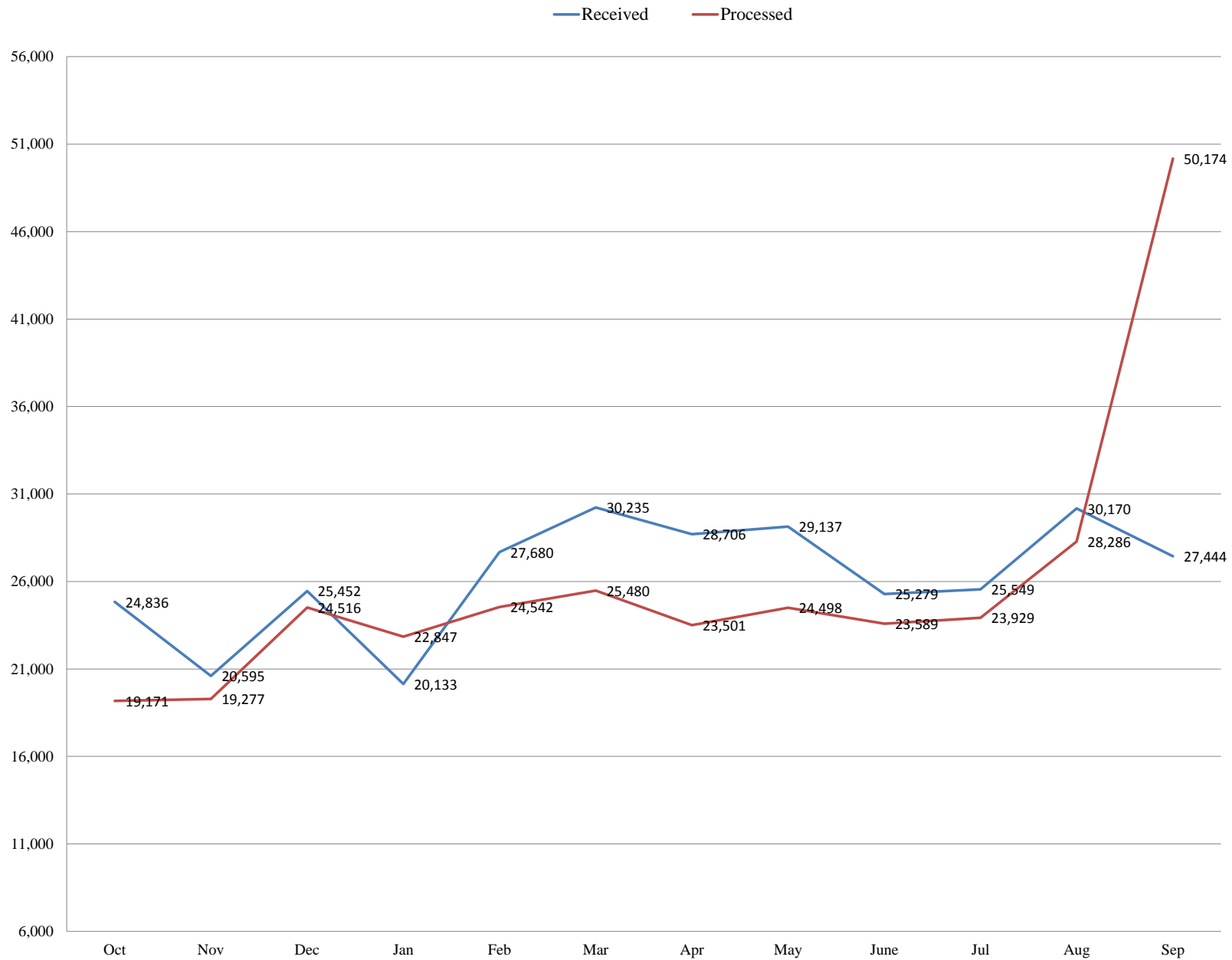
DHS Monthly Production - Received and Processed FOIA Requests

Received Processed



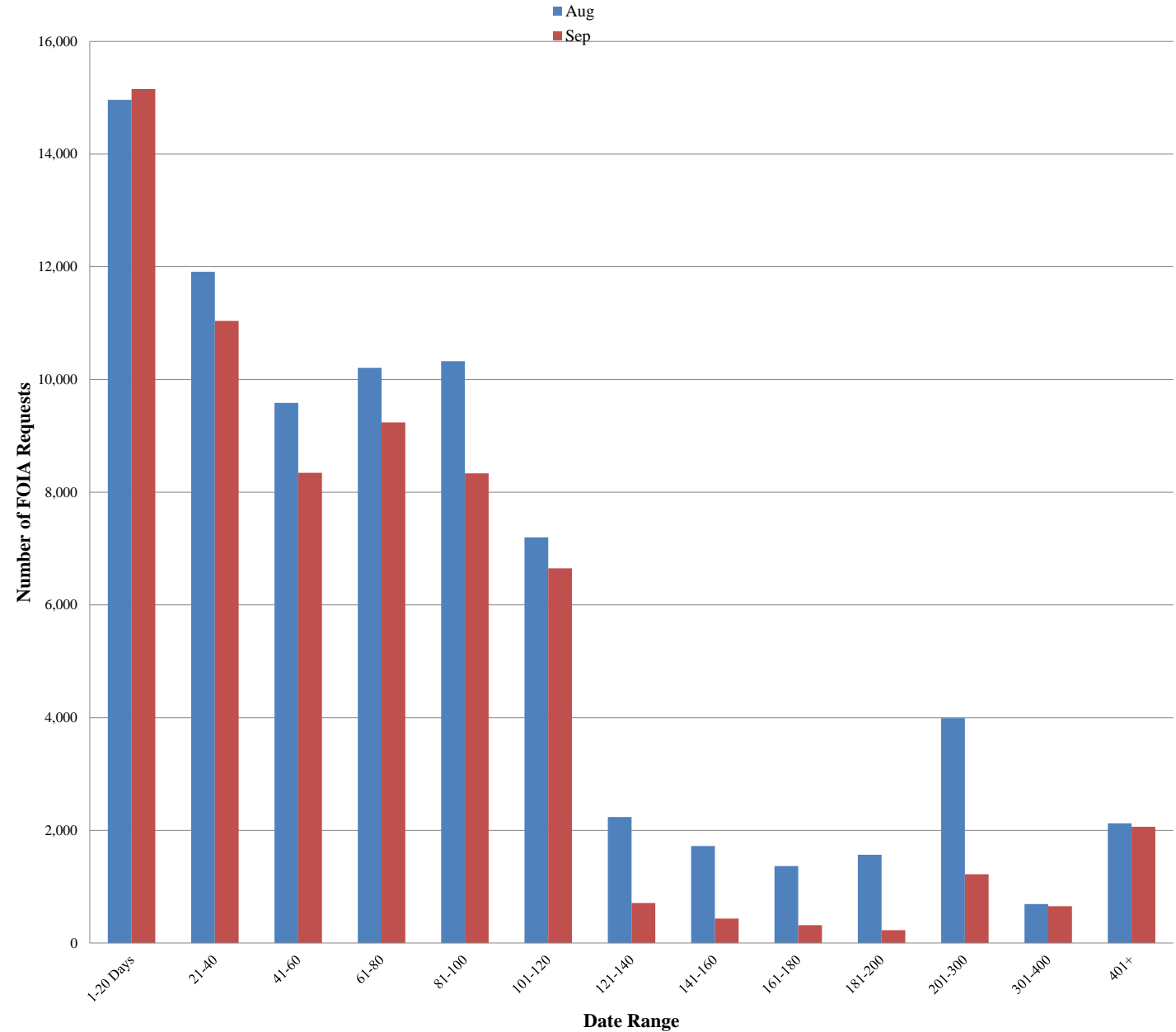
The data contained in this report is draft and posted publicly as a matter of administrative discretion

DHS Monthly Production Rates - Received and Processed FOIA Requests



The data contained in this report is draft and posted publicly as a matter of administrative discretion

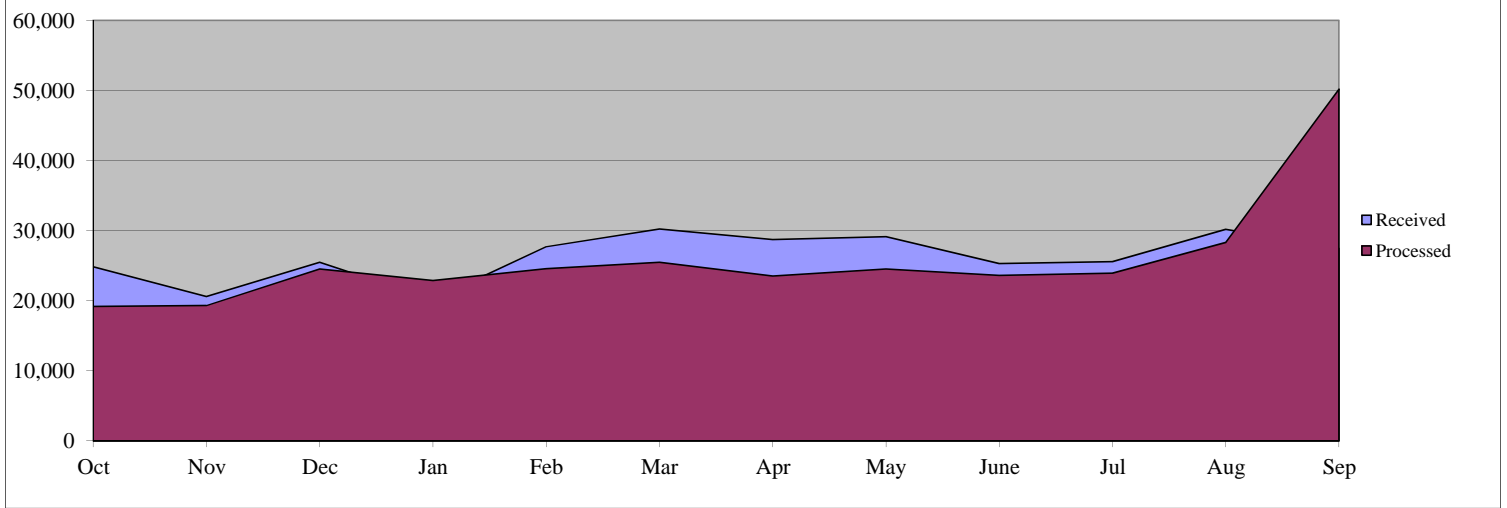
Pending Age of Open DHS Requests FOIA Requests



Composite Department of Homeland Security (DHS)

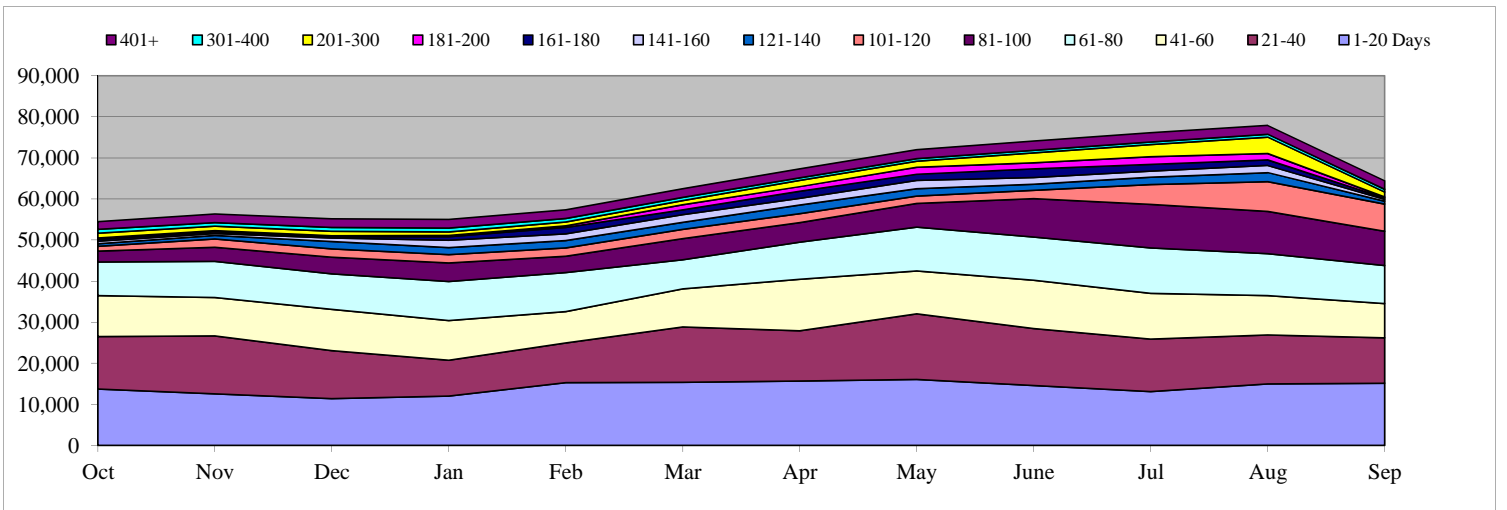
Monthly Production Rates

	Oct	Nov	Dec	Jan	Feb	Mar	Apr	May	June	Jul	Aug	Sep
Received	24,836	20,595	25,452	20,133	27,680	30,235	28,706	29,137	25,279	25,549	30,170	27,444
Processed	19,171	19,277	24,516	22,847	24,542	25,480	23,501	24,498	23,589	23,929	28,286	50,174



Days Pending for Open Cases

	Oct	Nov	Dec	Jan	Feb	Mar	Apr	May	June	Jul	Aug	Sep
1-20 Days	13,737	12,519	11,420	12,026	15,319	15,345	15,706	16,031	14,615	13,123	14,964	15,156
21-40	12,797	14,164	11,639	8,714	9,592	13,525	12,174	15,963	13,838	12,759	11,913	11,042
41-60	9,900	9,289	10,097	9,691	7,698	9,200	12,545	10,485	11,750	11,168	9,584	8,345
61-80	8,212	8,814	8,643	9,492	9,433	7,116	9,060	10,662	10,525	11,059	10,205	9,239
81-100	2,675	3,431	4,006	4,505	4,045	5,145	4,762	5,786	9,308	10,524	10,324	8,333
101-120	1,172	2,045	2,037	1,997	1,977	2,277	2,157	1,746	2,095	4,867	7,195	6,651
121-140	619	887	1,772	1,746	1,789	1,672	2,112	1,827	1,481	1,794	2,234	710
141-160	572	438	870	1,748	1,665	1,900	1,614	1,990	1,620	1,487	1,722	431
161-180	522	365	326	889	1,576	1,167	1,754	1,540	2,062	1,619	1,365	314
181-200	265	331	250	287	390	1,248	1,107	1,694	1,495	1,897	1,567	226
201-300	1,185	1,053	1,092	875	900	1,032	1,498	1,431	2,450	2,920	3,989	1,218
301-400	956	910	936	958	846	730	659	650	591	631	692	655
401+	1,880	2,082	2,076	2,097	2,109	2,142	2,196	2,220	2,267	2,245	2,122	2,064
Total	54,492	56,328	55,164	55,025	57,339	62,499	67,344	72,025	74,097	76,093	77,876	64,384



Privacy Office (PRIV)

Total Open:170

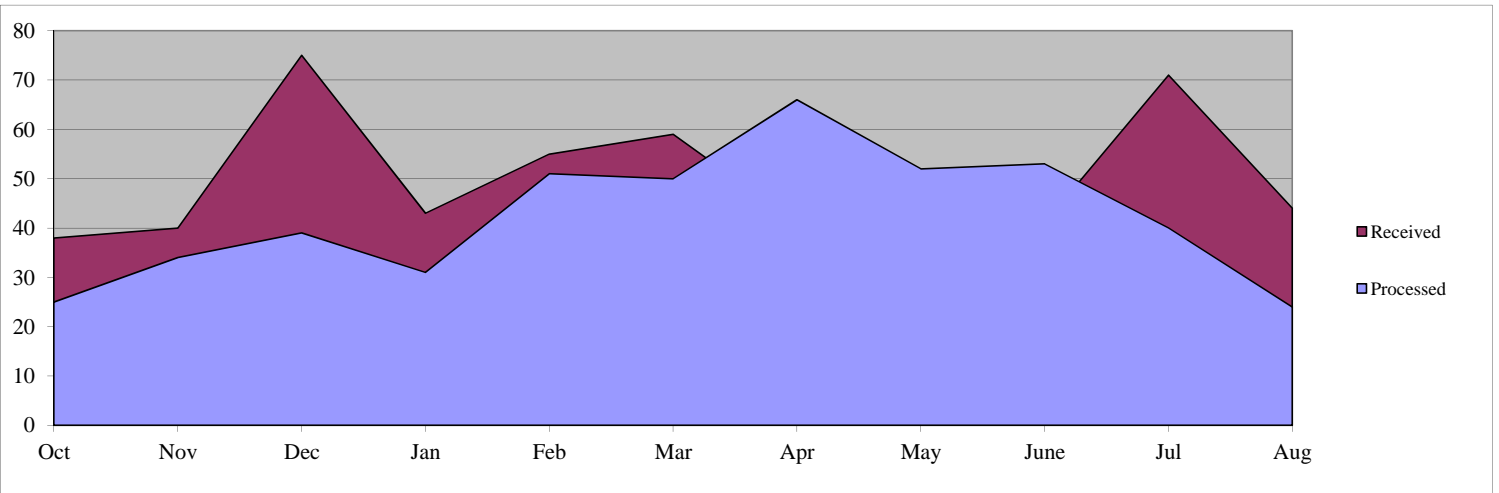
Total Received:593

Backlog:140

Total Processed:493

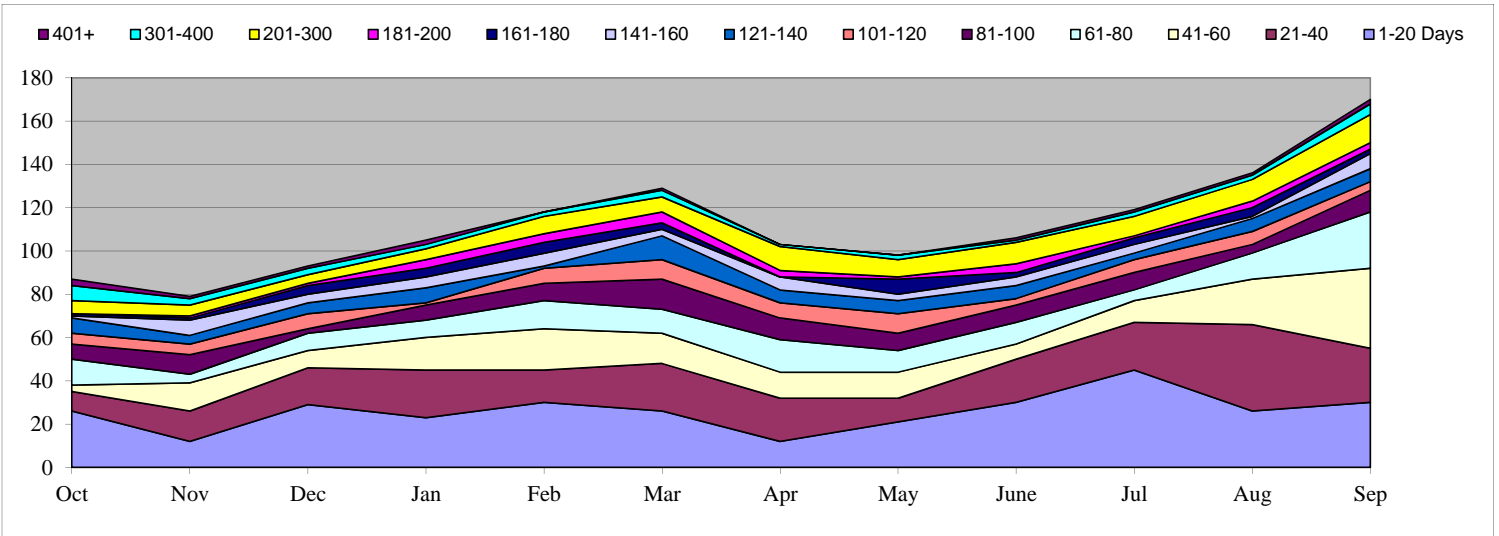
Monthly Production Rates

	Oct	Nov	Dec	Jan	Feb	Mar	Apr	May	June	Jul	Aug	Sep
Received	38	40	75	43	55	59	41	43	41	71	44	43
Processed	25	34	39	31	51	50	66	52	53	40	24	28



Days Pending for Open Cases

	Oct	Nov	Dec	Jan	Feb	Mar	Apr	May	June	Jul	Aug	Sep
1-20 Days	26	12	29	23	30	26	12	21	30	45	26	30
21-40	9	14	17	22	15	22	20	11	20	22	40	25
41-60	3	13	8	15	19	14	12	12	7	10	21	37
61-80	12	4	8	8	13	11	15	10	10	5	12	26
81-100	7	9	2	7	8	14	10	8	8	8	4	10
101-120	5	5	7	1	7	9	7	9	3	6	6	4
121-140	7	4	5	7	1	11	6	6	6	3	6	6
141-160	1	7	4	5	6	3	6	3	4	4	1	7
161-180	1	1	4	4	5	3	0	7	2	3	4	2
181-200	0	1	1	4	4	5	3	1	4	1	3	3
201-300	6	5	4	5	8	7	11	8	10	9	10	13
301-400	7	3	3	2	2	3	1	2	1	2	2	5
401+	3	1	1	2	0	1	0	0	1	1	1	2
Total	87	79	93	105	118	129	103	98	106	119	136	170

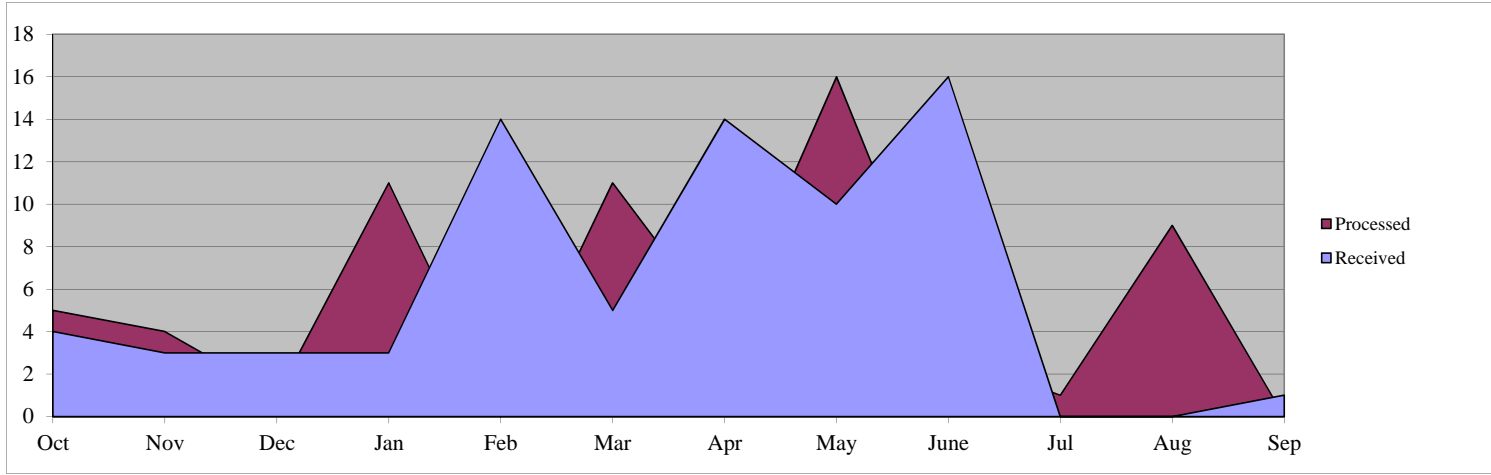


Civil Rights and Civil Liberties (CRCL)

Total Open: 57 Total Received: 73 Backlog: 56
Total Processed: 65

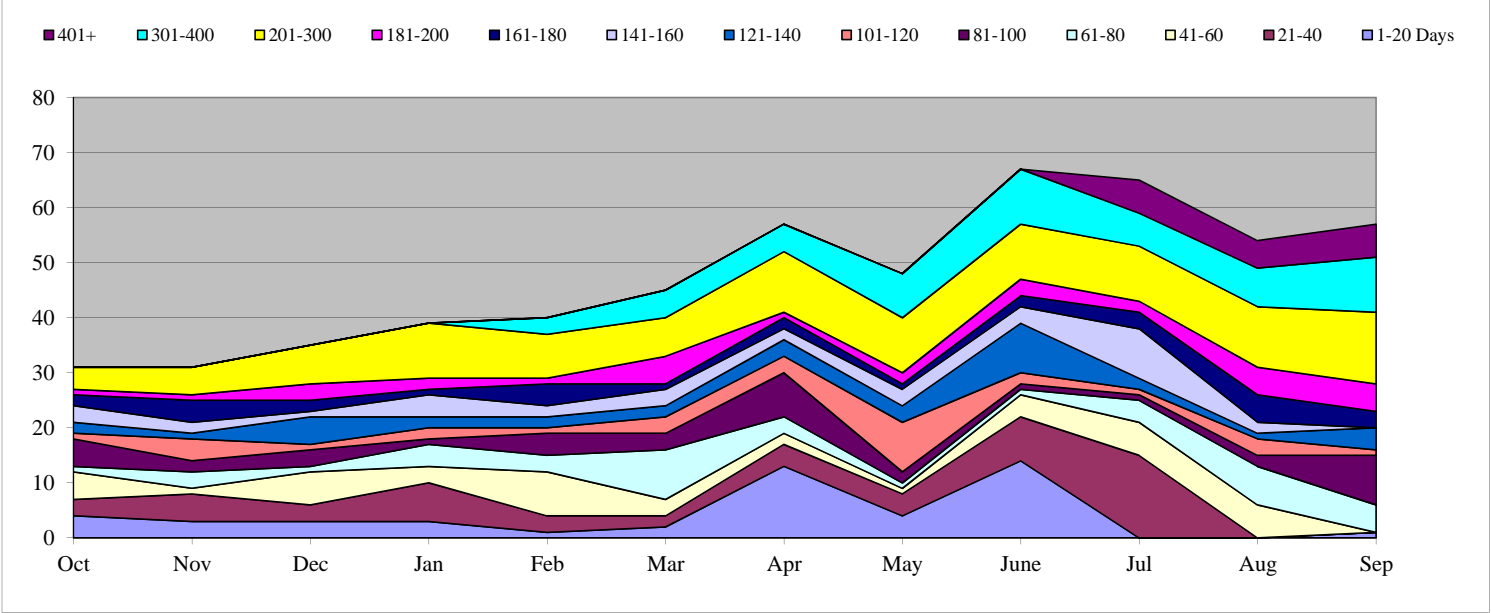
Monthly Production Rates

	Oct	Nov	Dec	Jan	Feb	Mar	Apr	May	June	Jul	Aug	Sep
Received	4	3	3	3	14	5	14	10	16	0	0	1
Processed	5	4	1	11	0	11	4	16	3	1	9	0



Days Pending for Open Cases

	Oct	Nov	Dec	Jan	Feb	Mar	Apr	May	June	Jul	Aug	Sep
1-20 Days	4	3	3	3	1	2	13	4	14	0	0	1
21-40	3	5	3	7	3	2	4	4	8	15	0	0
41-60	5	1	6	3	8	3	2	1	4	6	6	0
61-80	1	3	1	4	3	9	3	1	1	4	7	5
81-100	5	2	3	1	4	3	8	2	1	1	2	9
101-120	1	4	1	2	1	3	3	9	2	1	3	1
121-140	2	1	5	2	2	2	3	3	9	2	1	4
141-160	3	2	1	4	2	3	2	3	3	9	2	0
161-180	2	4	2	1	4	1	2	1	2	3	5	3
181-200	1	1	3	2	1	5	1	2	3	2	5	5
201-300	4	5	7	10	8	7	11	10	10	10	11	13
301-400	0	0	0	0	3	5	5	8	10	6	7	10
401+	0	0	0	0	0	0	0	0	0	6	5	6
Total	31	31	35	39	40	45	57	48	67	65	54	57



National Preparedness Directorate (NPPD)

Total Open: 5,487

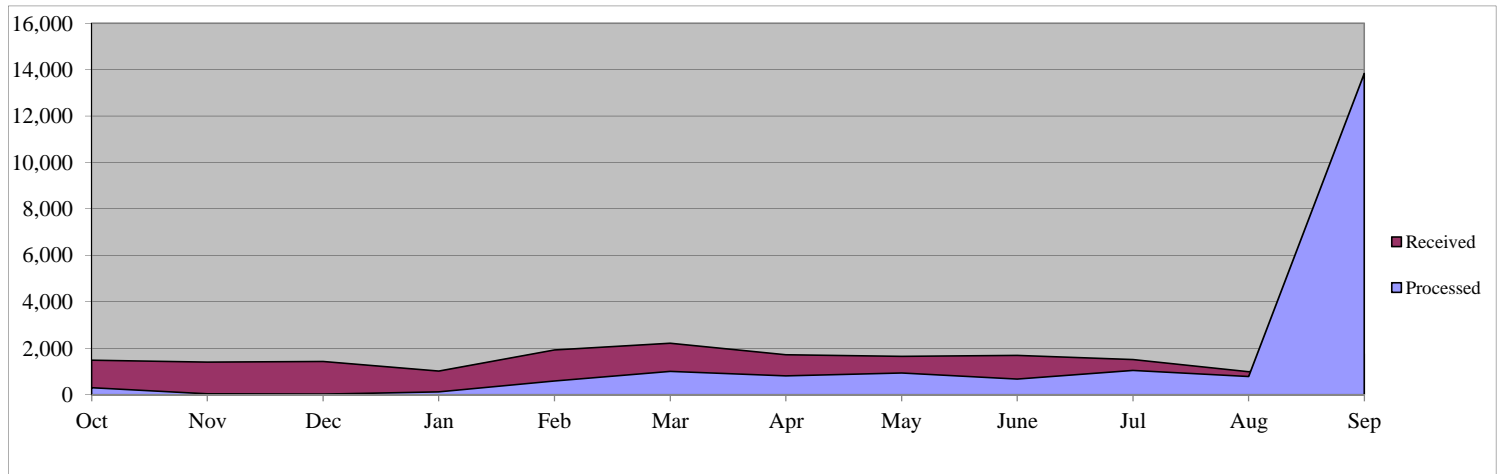
Total Received: 18,787

Backlog: 3,699

Total Processed: 20,122

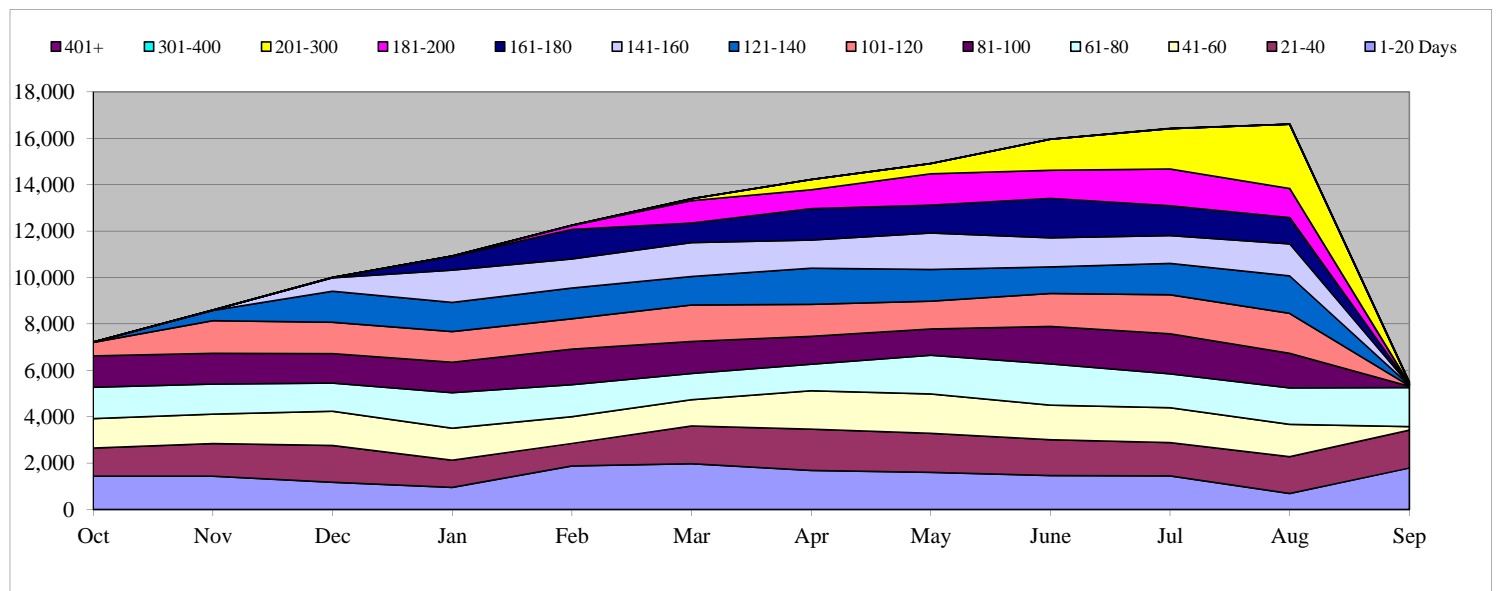
Monthly Production Rates

	Oct	Nov	Dec	Jan	Feb	Mar	Apr	May	June	Jul	Aug	Sep
Received	1,483	1,403	1,430	1,019	1,927	2,217	1,724	1,648	1,690	1,516	984	1,746
Processed	293	33	25	113	591	1,003	812	931	668	1,038	786	13,829



Days Pending for Open Cases

	Oct	Nov	Dec	Jan	Feb	Mar	Apr	May	June	Jul	Aug	Sep
1-20 Days	1,441	1,441	1,179	958	1,876	1,973	1,690	1,603	1,461	1,452	691	1,788
21-40	1,204	1,407	1,582	1,162	974	1,624	1,770	1,681	1,542	1,428	1,591	1,633
41-60	1,278	1,262	1,478	1,383	1,151	1,129	1,665	1,701	1,494	1,512	1,395	158
61-80	1,349	1,298	1,204	1,535	1,381	1,141	1,140	1,658	1,776	1,456	1,563	1,679
81-100	1,344	1,323	1,277	1,310	1,535	1,375	1,201	1,137	1,619	1,727	1,497	56
101-120	589	1,403	1,348	1,318	1,310	1,578	1,371	1,200	1,425	1,682	1,715	22
121-140	4	449	1,339	1,258	1,316	1,216	1,563	1,369	1,141	1,350	1,619	20
141-160	2	4	584	1,395	1,257	1,468	1,210	1,563	1,258	1,194	1,378	23
161-180	1	3	4	597	1,272	845	1,351	1,210	1,697	1,288	1,130	12
181-200	0	0	2	4	168	958	816	1,351	1,203	1,587	1,259	15
201-300	2	1	2	2	6	90	445	435	1,339	1,739	2,765	68
301-400	1	2	1	2	2	1	1	1	4	4	5	12
401+	0	0	1	1	1	2	2	3	3	3	2	1
Total	7,215	8,593	10,001	10,925	12,249	13,400	14,225	14,912	15,962	16,422	16,610	5,487



Customs and Border Protection (CBP)

Total Open: 6,128

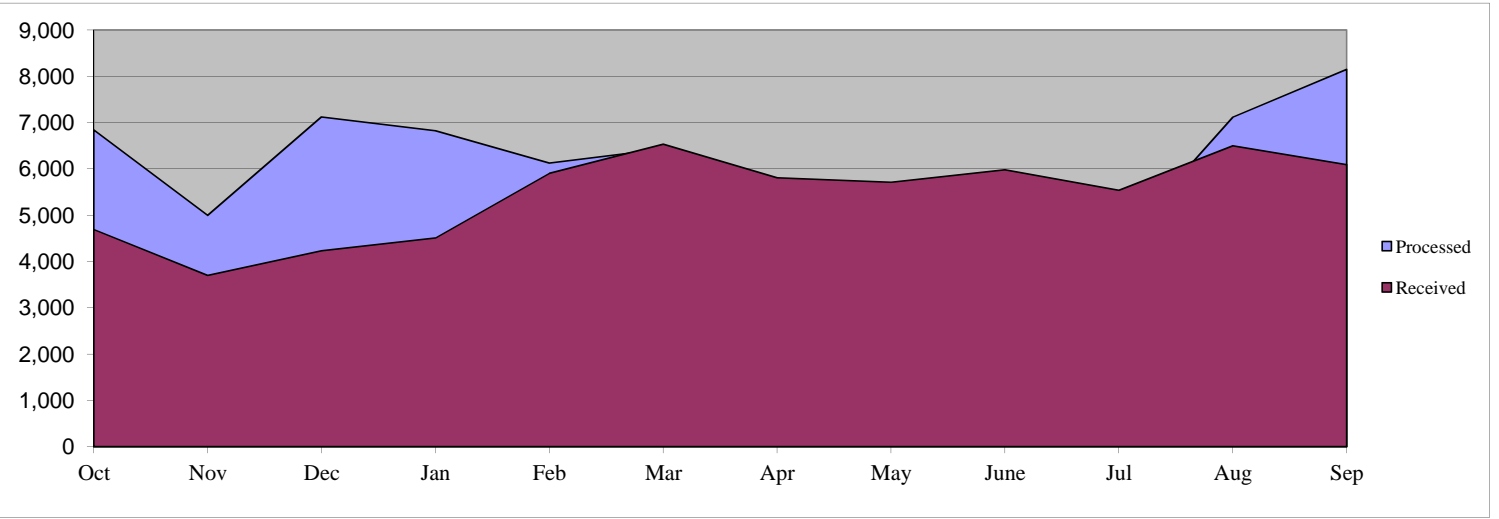
Total Received: 65,175

Backlog: 1,567

Total Processed 71,802

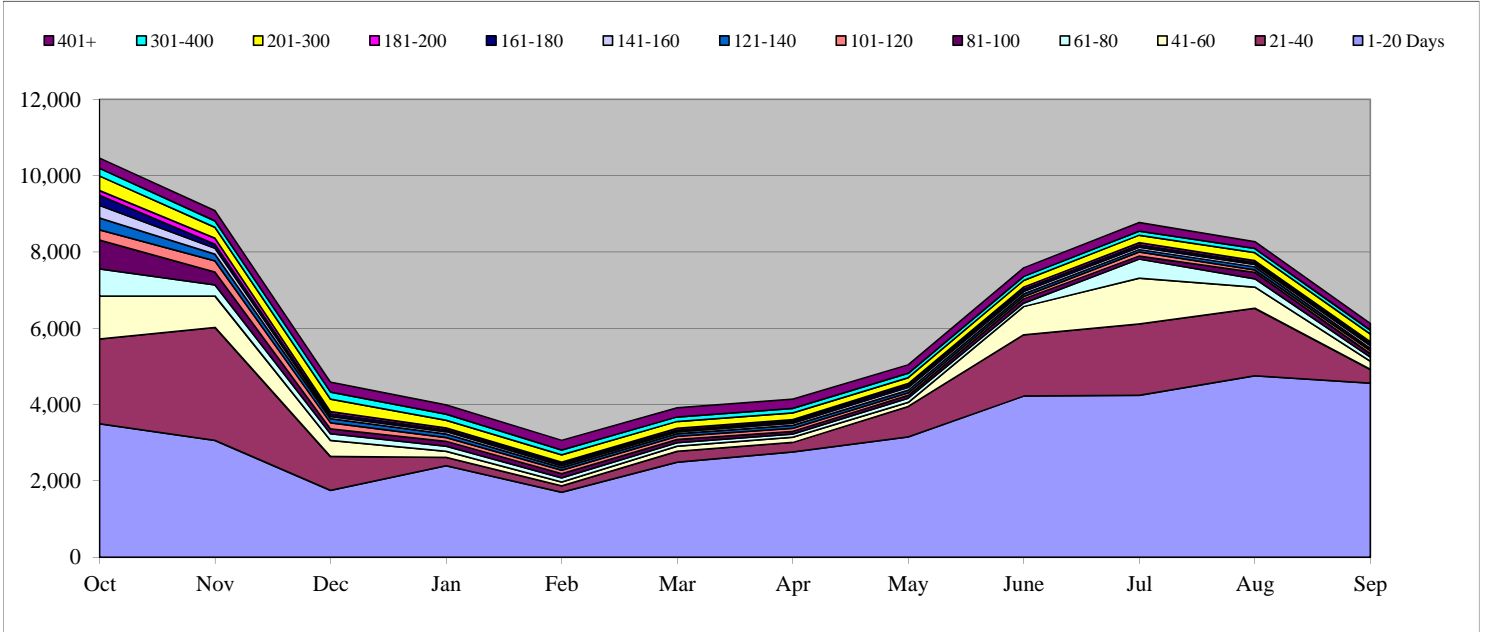
Monthly Production Rates

	Oct	Nov	Dec	Jan	Feb	Mar	Apr	May	June	Jul	Aug	Sep
Received	4,689	3,700	4,230	4,505	5,901	6,530	5,806	5,707	5,982	5,536	6,498	6,091
Processed	6,839	4,994	7,121	6,820	6,125	6,426	5,581	4,853	3,420	4,359	7,116	8,148



Days Pending for Open Cases

	Oct	Nov	Dec	Jan	Feb	Mar	Apr	May	June	Jul	Aug	Sep
1-20 Days	3,498	3,063	1,752	2,396	1,702	2,488	2,757	3,152	4,223	4,247	4,759	4,561
21-40	2,218	2,962	885	219	166	290	250	799	1,609	1,864	1,767	363
41-60	1,125	823	425	157	100	133	137	105	740	1,200	556	211
61-80	716	290	173	139	112	88	84	115	89	502	217	108
81-100	753	332	124	128	107	90	71	70	111	83	169	91
101-120	268	300	167	100	94	84	80	68	64	108	63	84
121-140	313	171	103	90	64	63	76	69	66	61	81	58
141-160	332	157	60	62	55	50	61	72	63	62	61	69
161-180	269	106	66	44	53	45	47	55	64	60	49	55
181-200	122	157	64	53	37	46	40	46	54	60	53	47
201-300	381	285	326	198	192	182	181	156	173	195	208	204
301-400	201	170	186	161	124	118	116	114	105	107	110	104
401+	270	266	256	248	259	242	240	223	226	224	180	173
Total	10,466	9,082	4,587	3,995	3,065	3,919	4,140	5,044	7,587	8,773	8,273	6,128



U.S. Citizenship and Immigration Services (USCIS)

Total Open: 45,862

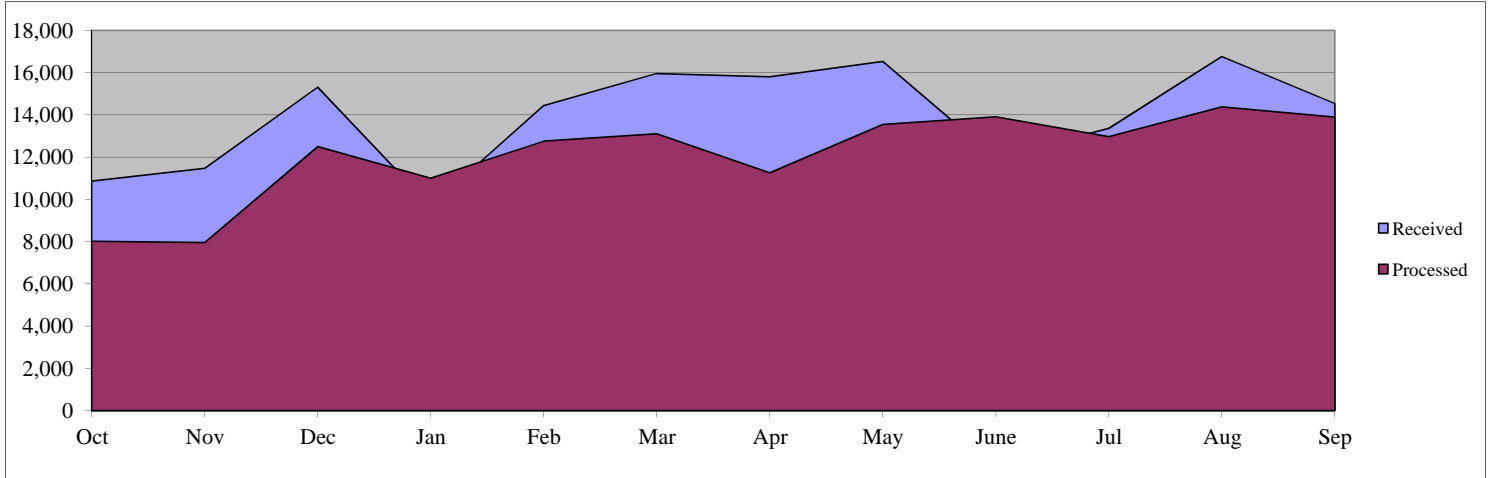
Total Received: 166,736

Backlog: 37,742

Total Processed: 145,319

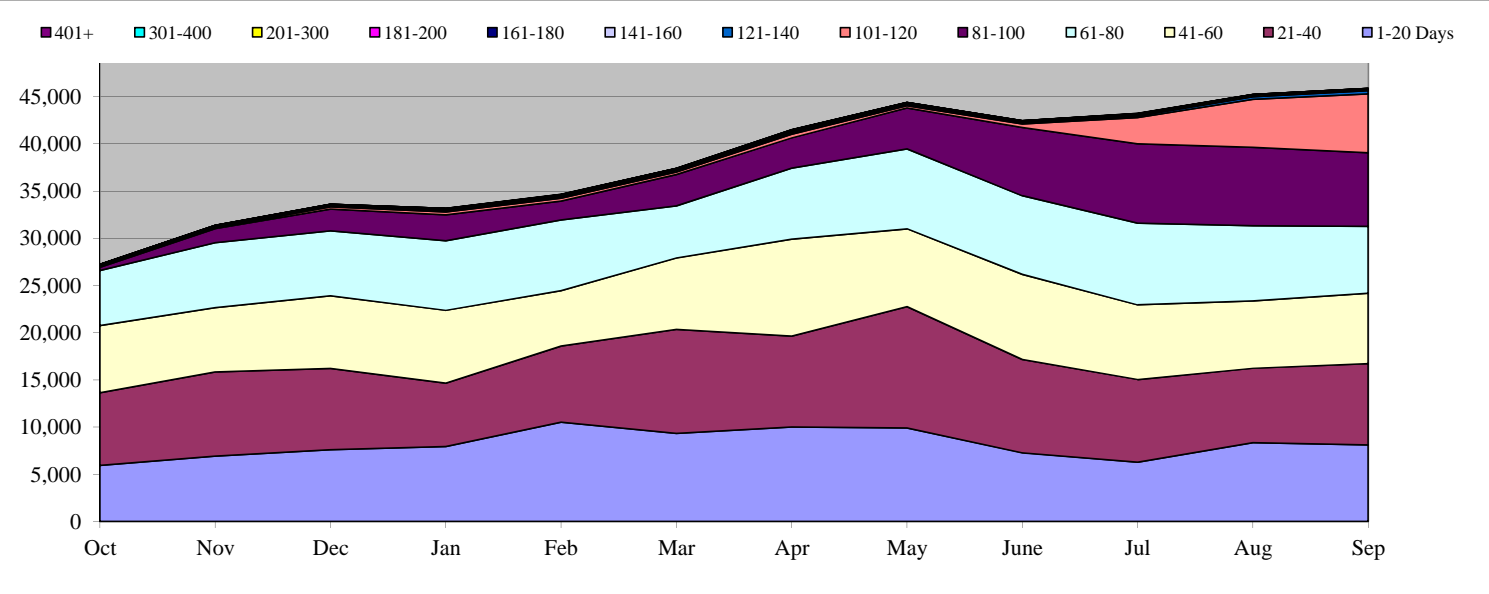
Monthly Production Rates

	Oct	Nov	Dec	Jan	Feb	Mar	Apr	May	June	Jul	Aug	Sep
Received	10,867	11,472	15,315	9,686	14,448	15,966	15,803	16,538	11,963	13,367	16,771	14,540
Processed	8,014	7,949	12,502	11,002	12,754	13,112	11,261	13,550	13,913	12,978	14,382	13,902



Days Pending for Open Cases

	Oct	Nov	Dec	Jan	Feb	Mar	Apr	May	June	Jul	Aug	Sep
1-20 Days	5,934	6,925	7,601	7,936	10,524	9,318	10,005	9,901	7,275	6,268	8,356	8,120
21-40	7,701	8,897	8,620	6,718	8,045	11,011	9,630	12,842	9,878	8,769	7,868	8,582
41-60	7,116	6,812	7,690	7,704	5,873	7,586	10,255	8,256	9,012	7,900	7,124	7,469
61-80	5,827	6,886	6,871	7,373	7,497	5,509	7,523	8,467	8,330	8,669	7,969	7,099
81-100	320	1,490	2,299	2,758	2,007	3,317	3,213	4,317	7,228	8,396	8,305	7,791
101-120	121	103	244	296	286	278	392	239	385	2,777	5,101	6,220
121-140	84	87	87	144	142	122	160	111	77	179	256	345
141-160	62	57	50	66	109	105	93	84	63	48	72	67
161-180	36	45	61	38	40	67	83	57	66	41	30	50
181-200	18	22	29	49	32	31	50	35	49	49	28	26
201-300	20	29	42	54	67	53	61	58	76	95	106	85
301-400	2	2	3	3	6	6	11	11	11	11	7	6
401+	1	1	0	0	0	2	3	3	2	3	5	2
Total	27,242	31,356	33,597	33,139	34,628	37,405	41,479	44,381	42,452	43,205	45,227	45,862



U.S. Coast Guard (USCG)

Total Open: 2,414

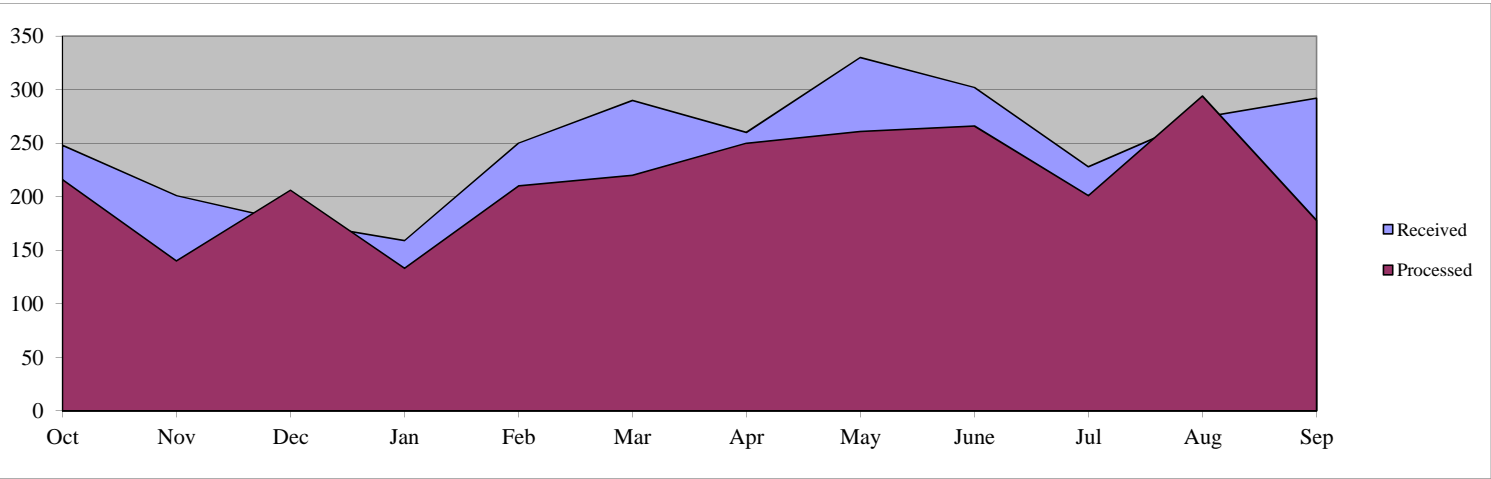
Total Received: 3,011

Backlog: 2,241

Total Processed: 2,575

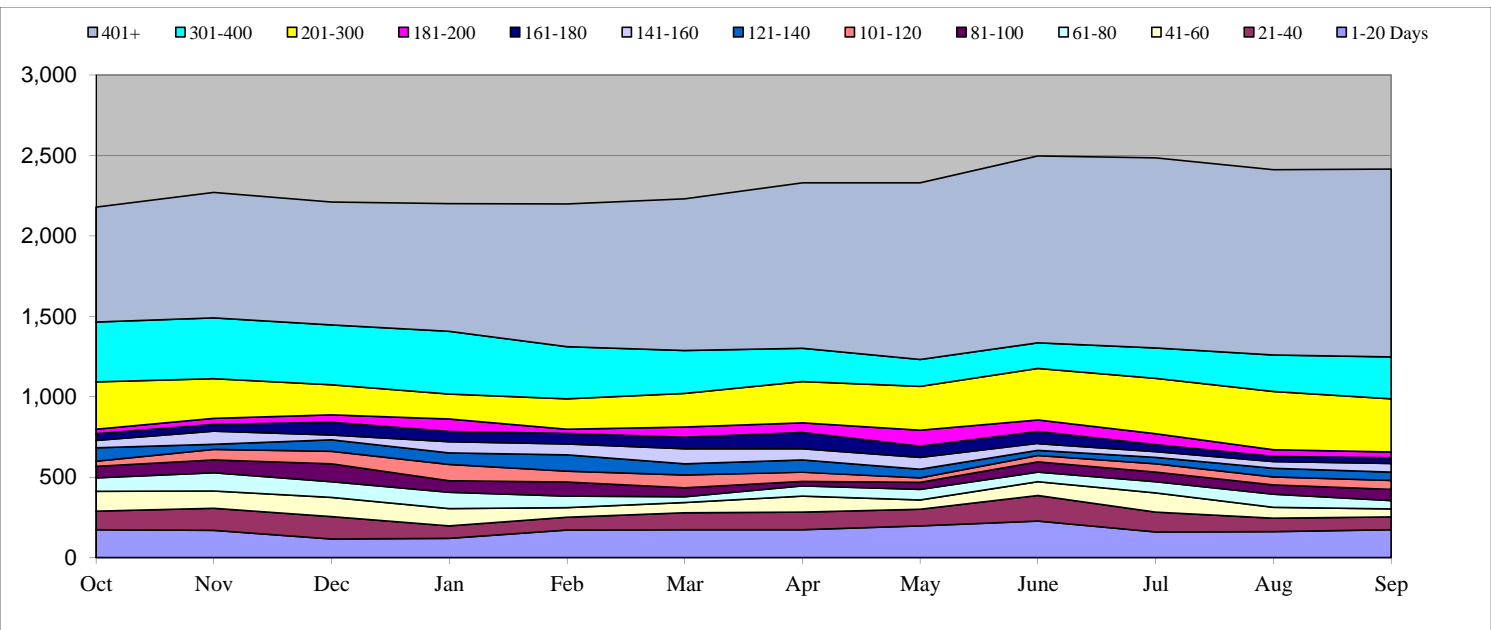
Monthly Production Rates

	Oct	Nov	Dec	Jan	Feb	Mar	Apr	May	June	Jul	Aug	Sep
Received	248	201	177	159	250	290	260	330	302	228	274	292
Processed	216	140	206	133	210	220	250	261	266	201	294	178



Days Pending for Open Cases

	Oct	Nov	Dec	Jan	Feb	Mar	Apr	May	June	Jul	Aug	Sep
1-20 Days	172	169	116	120	171	172	173	197	226	159	161	173
21-40	116	138	138	76	79	107	110	104	159	123	84	80
41-60	124	106	120	109	61	64	99	57	87	119	68	49
61-80	84	114	98	100	71	34	63	65	59	70	80	52
81-100	70	79	110	73	87	56	29	45	63	60	58	69
101-120	32	67	79	100	68	81	56	28	40	52	51	57
121-140	84	32	70	73	101	69	77	52	32	40	52	51
141-160	45	81	31	69	69	93	70	75	43	35	42	53
161-180	42	41	80	63	65	72	100	70	74	44	32	37
181-200	29	39	45	79	26	63	61	99	72	68	43	36
201-300	293	245	188	155	189	210	256	272	320	344	362	329
301-400	372	378	372	389	324	266	206	167	159	188	227	261
401+	716	781	762	794	887	943	1,030	1,099	1,163	1,182	1,150	1,167
Total	2,179	2,270	2,209	2,200	2,198	2,230	2,330	2,330	2,497	2,484	2,410	2,414



Federal Emergency Management Agency (FEMA)

Total Open:1,714

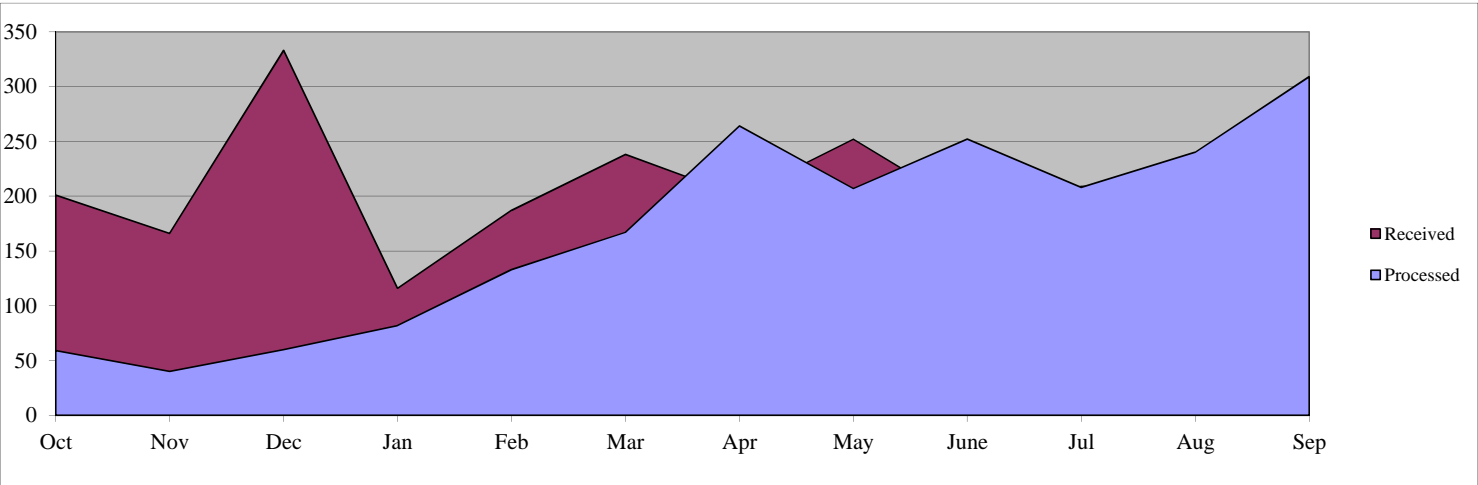
Total Received:2,528

Backlog:1,512

Total Processed:2,021

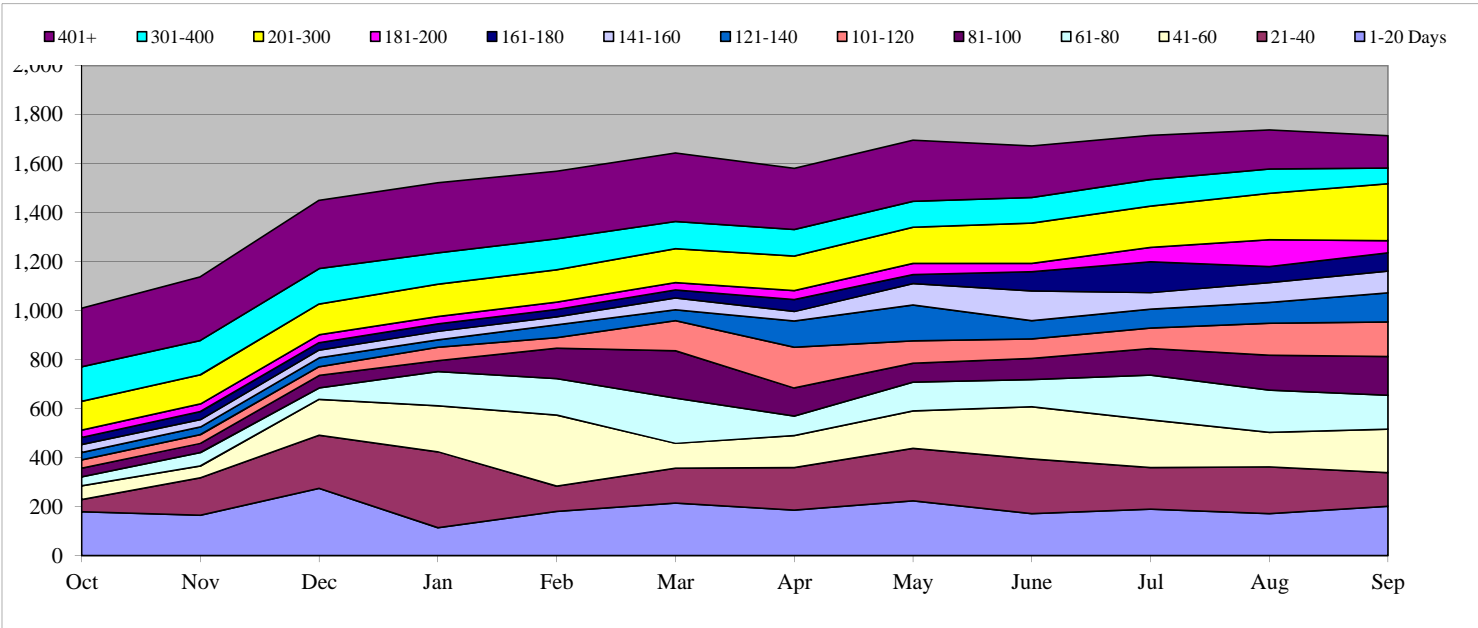
Monthly Production Rates

	Oct	Nov	Dec	Jan	Feb	Mar	Apr	May	June	Jul	Aug	Sep
Received	201	166	333	116	187	238	200	252	189	209	210	227
Processed	59	40	60	82	133	167	264	207	252	208	240	309



Days Pending for Open Cases

	Oct	Nov	Dec	Jan	Feb	Mar	Apr	May	June	Jul	Aug	Sep
1-20 Days	179	165	275	114	181	214	186	223	171	190	172	202
21-40	50	153	216	310	103	143	174	215	224	169	190	137
41-60	56	48	147	188	290	101	130	153	212	195	141	177
61-80	37	55	46	139	148	185	80	117	112	183	173	138
81-100	35	37	51	44	125	193	114	77	86	108	142	158
101-120	34	36	36	55	43	123	166	91	79	84	130	142
121-140	30	31	36	31	52	44	108	147	75	77	85	118
141-160	33	30	32	34	32	49	38	87	121	67	81	89
161-180	28	33	30	31	31	32	49	37	78	126	66	75
181-200	30	31	32	30	29	30	36	46	35	59	109	49
201-300	118	119	126	131	132	139	141	147	164	168	189	233
301-400	141	140	144	129	127	110	109	106	105	109	100	63
401+	239	260	279	285	275	280	249	249	210	180	159	133
Total	1,010	1,138	1,450	1,521	1,568	1,643	1,580	1,695	1,672	1,715	1,737	1,714



Federal Law Enforcement Training Center (FLETC)

Total Open:24

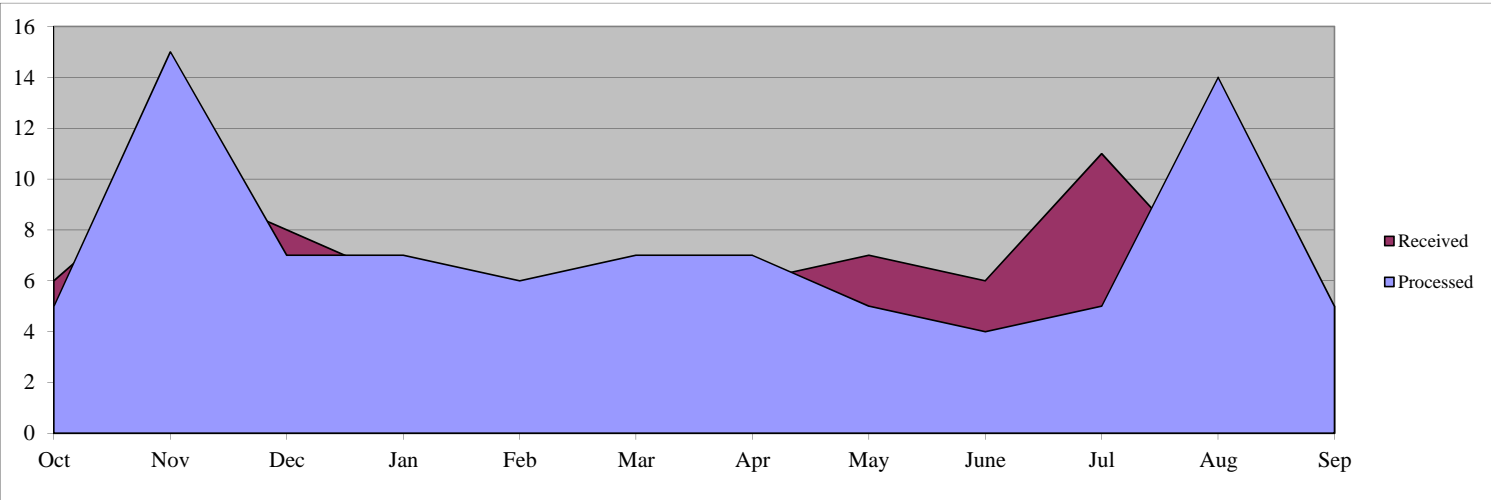
Total Received:81

Backlog:20

Total Processed:87

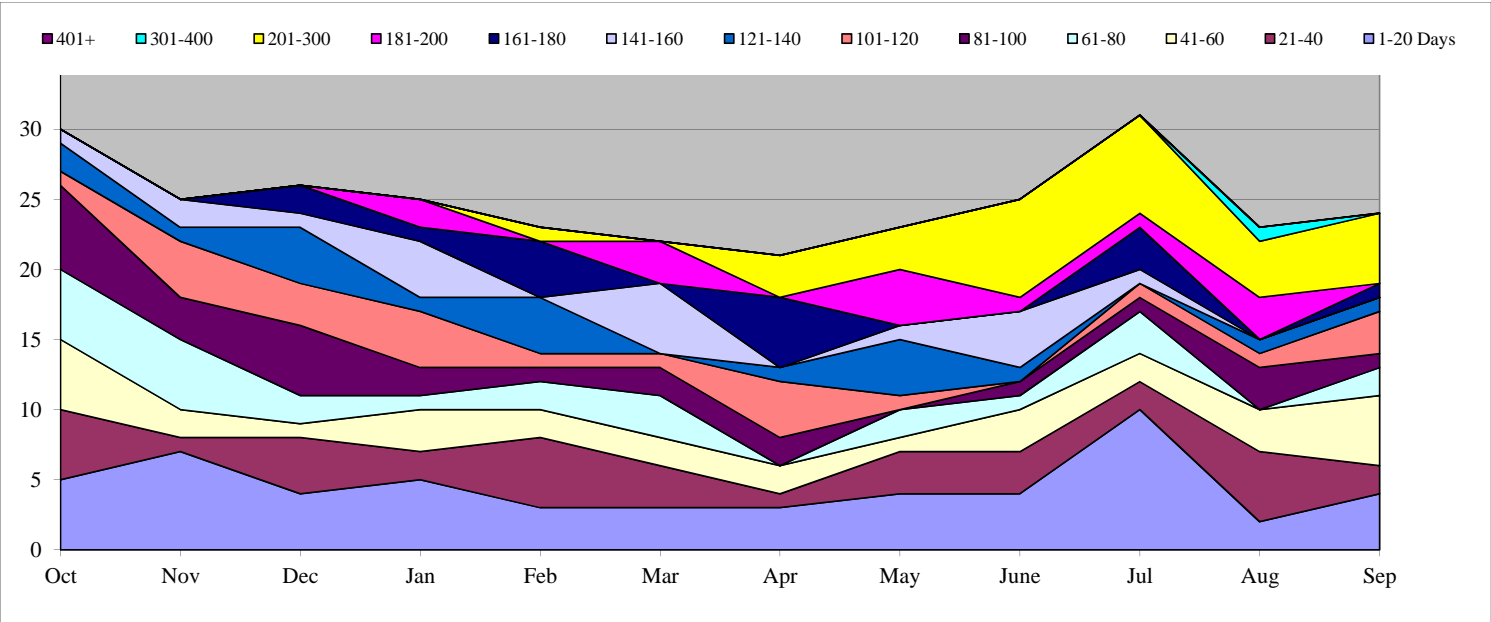
Monthly Production Rates

	Oct	Nov	Dec	Jan	Feb	Mar	Apr	May	June	Jul	Aug	Sep
Received	6	10	8	6	4	6	6	7	6	11	6	5
Processed	5	15	7	7	6	7	7	5	4	5	14	5



Days Pending for Open Cases

	Oct	Nov	Dec	Jan	Feb	Mar	Apr	May	June	Jul	Aug	Sep
1-20 Days	5	7	4	5	3	3	3	4	4	10	2	4
21-40	5	1	4	2	5	3	1	3	3	2	5	2
41-60	5	2	1	3	2	2	2	1	3	2	3	5
61-80	5	5	2	1	2	3	0	2	1	3	0	2
81-100	6	3	5	2	1	2	2	0	1	1	3	1
101-120	1	4	3	4	1	1	4	1	0	1	1	3
121-140	2	1	4	1	4	0	1	4	1	0	1	1
141-160	1	2	1	4	0	5	0	1	4	1	0	0
161-180	0	0	2	1	4	0	5	0	0	3	0	1
181-200	0	0	0	2	0	3	0	4	1	1	3	0
201-300	0	0	0	0	1	0	3	3	7	7	4	5
301-400	0	0	0	0	0	0	0	0	0	0	1	0
401+	0	0	0	0	0	0	0	0	0	0	0	0
Total	30	25	26	25	23	22	21	23	25	31	23	24



Immigration and Customs Enforcement (ICE)

Total Open:620

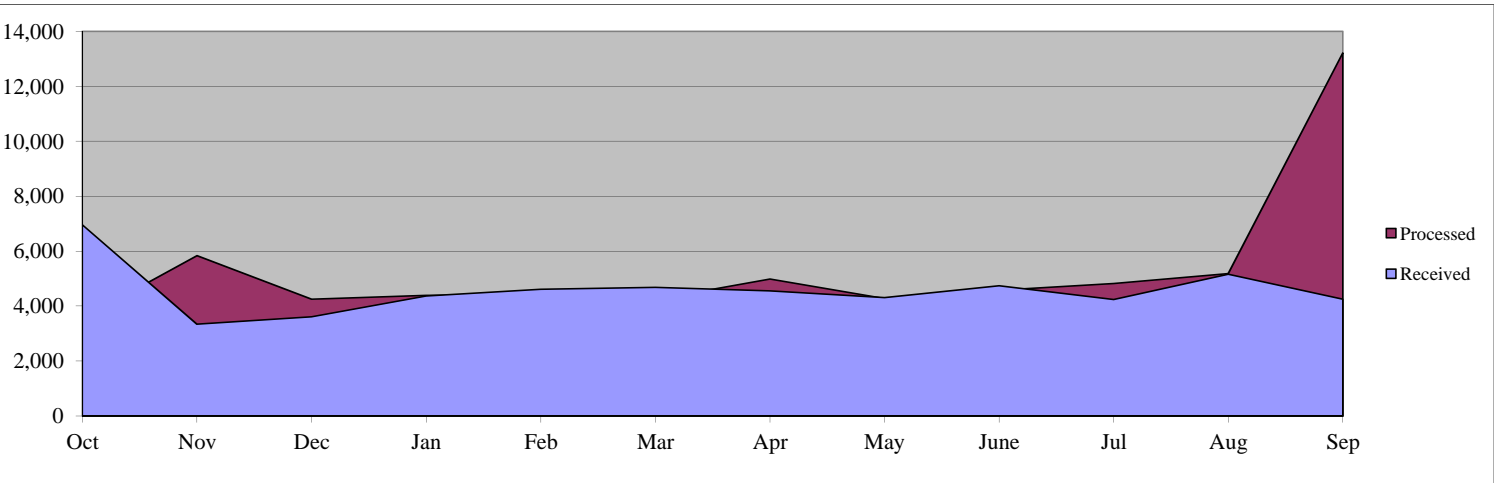
Total Received:54,785

Backlog:480

Total Processed:63,705

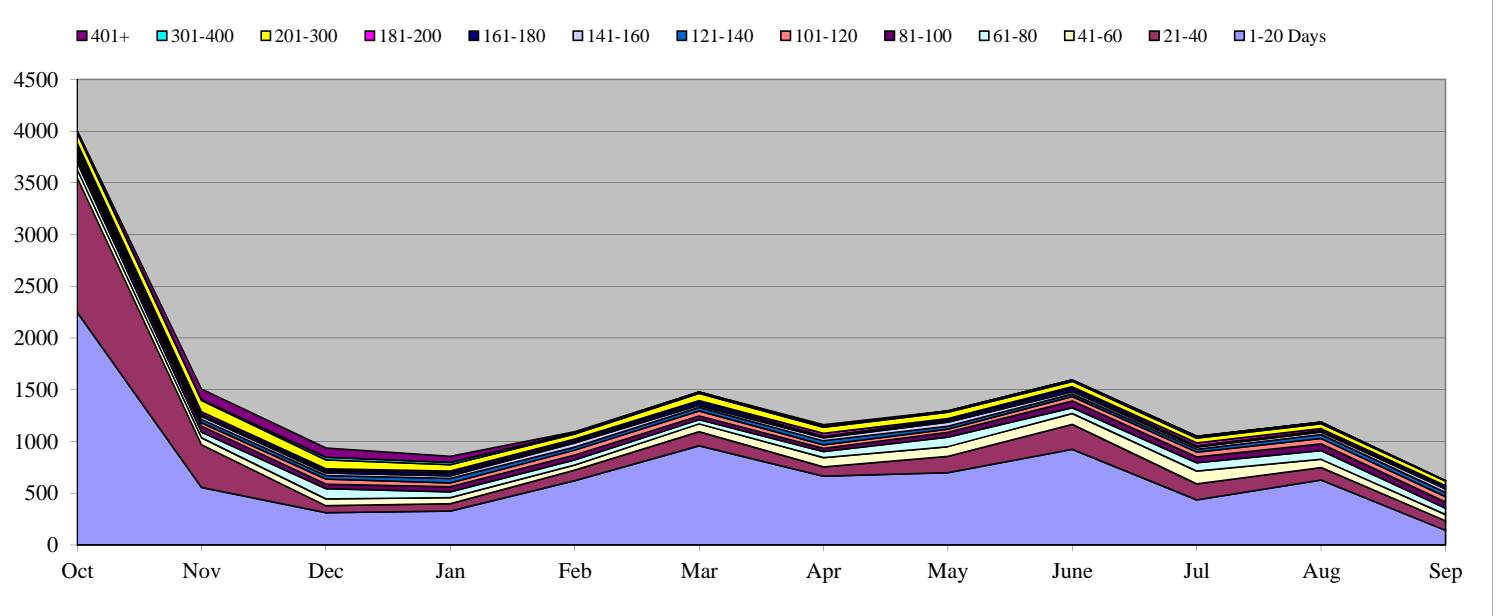
Monthly Production Rates

	Oct	Nov	Dec	Jan	Feb	Mar	Apr	May	June	Jul	Aug	Sep
Received	6,955	3,336	3,604	4,361	4,614	4,682	4,552	4,307	4,735	4,239	5,155	4,245
Processed	3,552	5,834	4,249	4,392	4,399	4,237	4,979	4,276	4,577	4,817	5,180	13,213



Days Pending for Open Cases

	Oct	Nov	Dec	Jan	Feb	Mar	Apr	May	June	Jul	Aug	Sep
1-20 Days	2252	555	310	328	621	957	664	697	923	435	626	140
21-40	1304	413	68	70	103	138	90	159	242	154	122	92
41-60	76	68	67	59	48	75	89	94	105	124	79	60
61-80	68	54	99	56	49	40	59	91	56	81	84	61
81-100	41	58	44	50	49	37	30	48	66	55	65	60
101-120	35	33	48	36	46	48	34	29	42	48	52	53
121-140	35	32	35	44	29	35	40	30	26	28	38	40
141-160	27	28	24	24	40	19	28	39	22	19	24	33
161-180	25	23	24	28	20	32	17	23	32	15	15	21
181-200	25	23	17	19	17	14	27	12	15	27	19	13
201-300	96	109	86	61	51	71	58	61	52	45	47	43
301-400	12	9	24	21	11	11	7	13	13	18	15	3
401+	15	102	90	60	10	0	19	0	1	1	1	1
Total	4,011	1,507	936	856	1,094	1,477	1,162	1,296	1,595	1,050	1,187	620



Office of the Inspector General (OIG)

Total Open:119

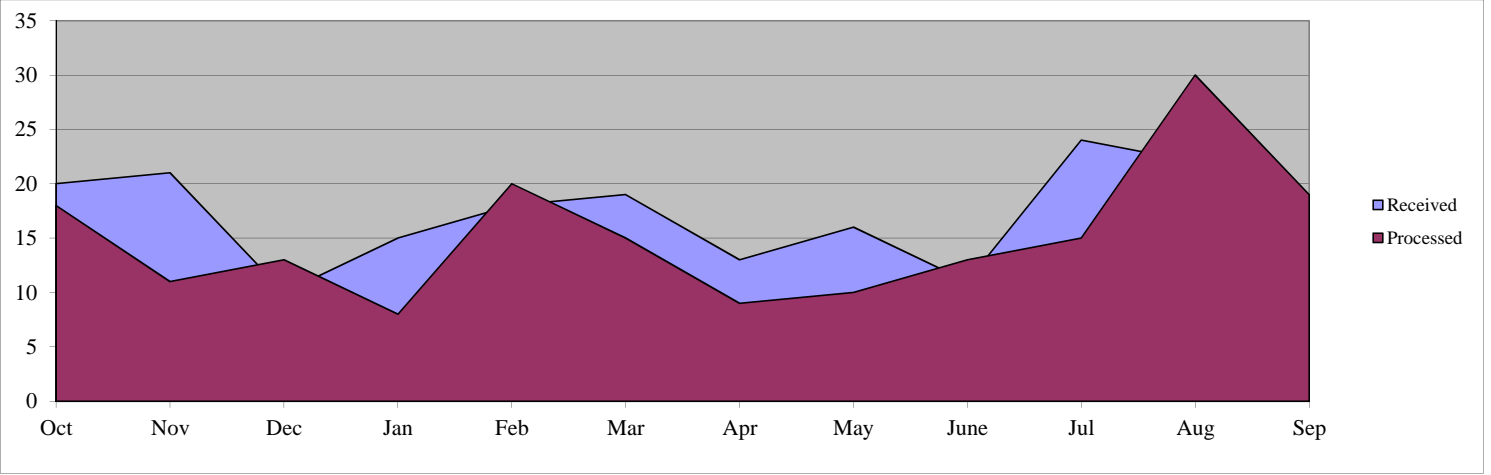
Total Received:201

Backlog:112

Total Processed:181

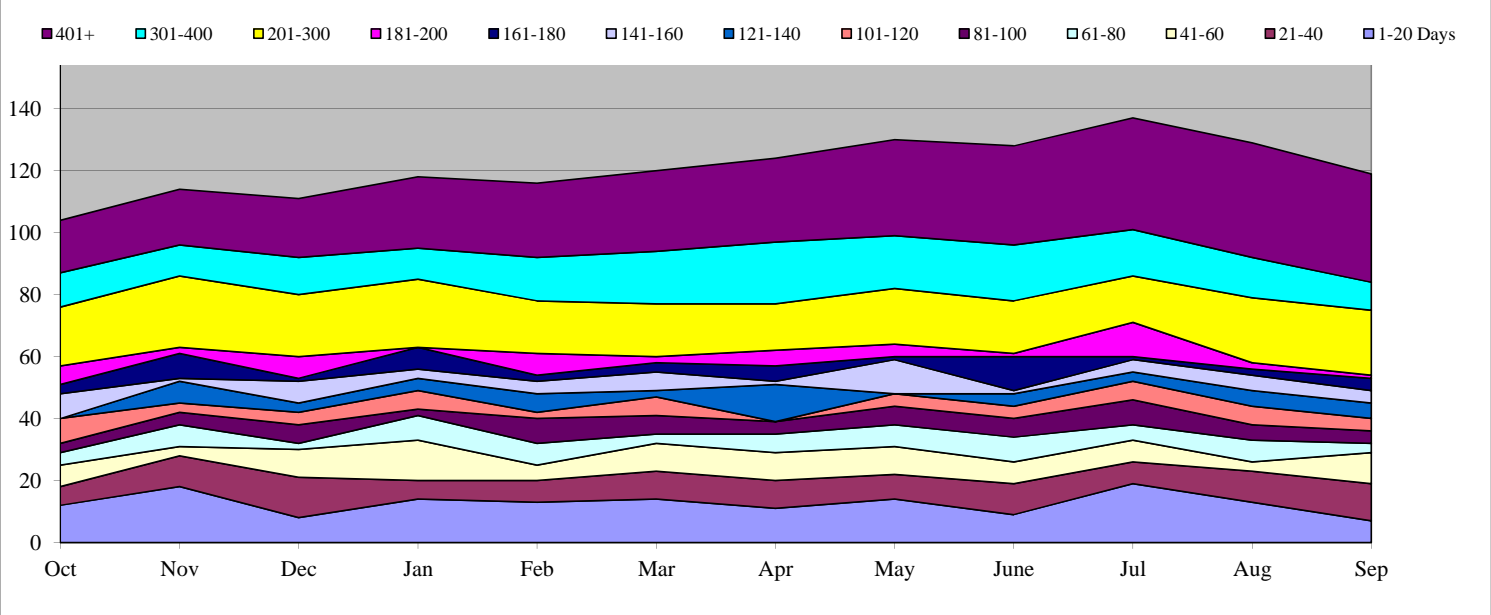
Monthly Production Rates

	Oct	Nov	Dec	Jan	Feb	Mar	Apr	May	June	Jul	Aug	Sep
Received	20	21	10	15	18	19	13	16	11	24	22	12
Processed	18	11	13	8	20	15	9	10	13	15	30	19



Days Pending for Open Cases

	Oct	Nov	Dec	Jan	Feb	Mar	Apr	May	June	Jul	Aug	Sep
1-20 Days	12	18	8	14	13	14	11	14	9	19	13	7
21-40	6	10	13	6	7	9	9	8	10	7	10	12
41-60	7	3	9	13	5	9	9	9	7	7	3	10
61-80	4	7	2	8	7	3	6	7	8	5	7	3
81-100	3	4	6	2	8	6	4	6	6	8	5	4
101-120	8	3	4	6	2	6	0	4	4	6	6	4
121-140	0	7	3	4	6	2	12	0	4	3	5	5
141-160	8	1	7	3	4	6	1	11	1	4	5	4
161-180	3	8	1	7	2	3	5	1	11	1	2	4
181-200	6	2	7	0	7	2	5	4	1	11	2	1
201-300	19	23	20	22	17	17	15	18	17	15	21	21
301-400	11	10	12	10	14	17	20	17	18	15	13	9
401+	17	18	19	23	24	26	27	31	32	36	37	35
Total	104	114	111	118	116	120	124	130	128	137	129	119



Office of Intelligence and Analysis (I&A)

Total Open:15

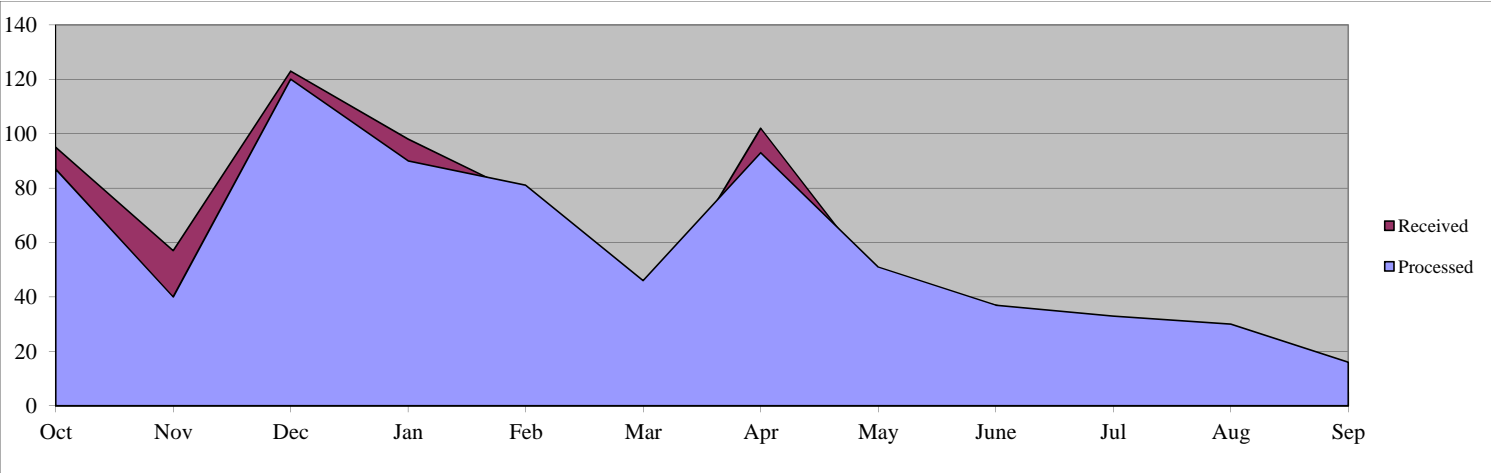
Total Received:709

Backlog:14

Total Processed:724

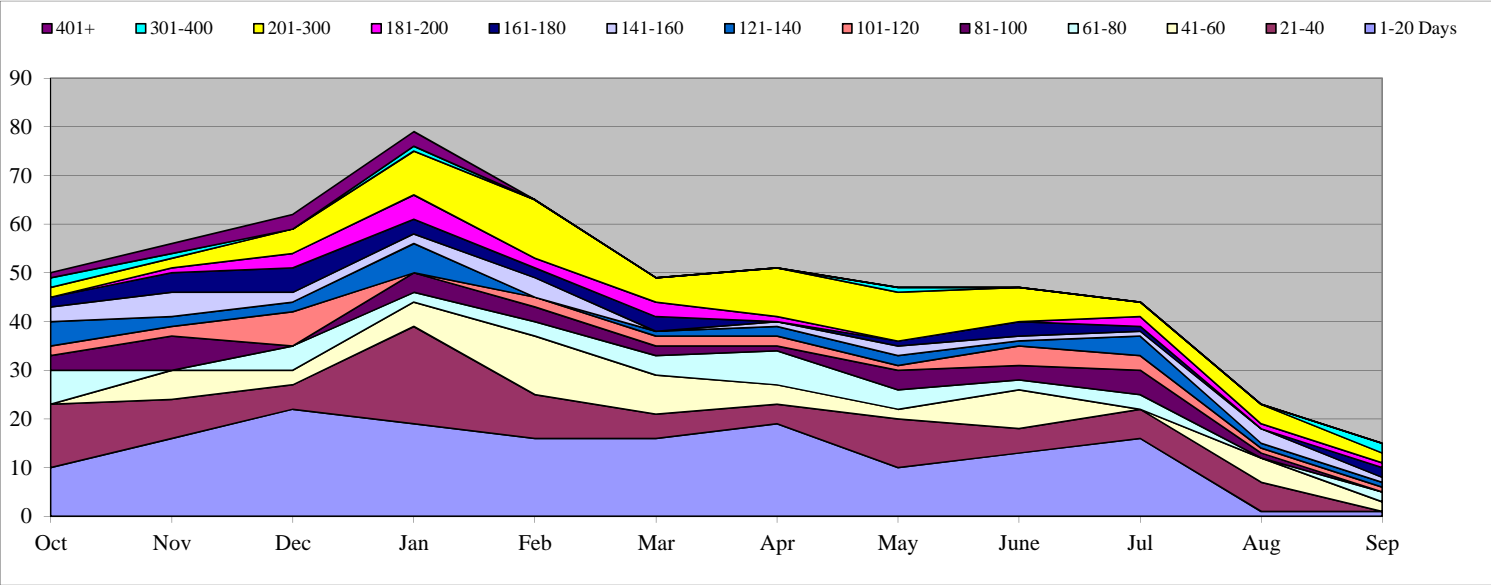
Monthly Production Rates

	Oct	Nov	Dec	Jan	Feb	Mar	Apr	May	June	Jul	Aug	Sep
Received	95	57	123	98	77	30	102	46	37	28	11	5
Processed	87	40	120	90	81	46	93	51	37	33	30	16



Days Pending for Open Cases

	Oct	Nov	Dec	Jan	Feb	Mar	Apr	May	June	Jul	Aug	Sep
1-20 Days	10	16	22	19	16	16	19	10	13	16	1	1
21-40	13	8	5	20	9	5	4	10	5	6	6	0
41-60	0	6	3	5	12	8	4	2	8	0	5	2
61-80	7	0	5	2	3	4	7	4	2	3	0	2
81-100	3	7	0	4	3	2	1	4	3	5	1	0
101-120	2	2	7	0	2	2	2	1	4	3	1	1
121-140	5	2	2	6	0	1	2	2	1	4	1	1
141-160	3	5	2	2	4	0	1	2	1	1	3	1
161-180	2	4	5	3	2	3	0	1	3	1	0	2
181-200	0	1	3	5	2	3	1	0	0	2	1	1
201-300	2	2	5	9	12	5	10	10	7	3	4	2
301-400	2	1	0	1	0	0	0	1	0	0	0	2
401+	1	2	3	3	0	0	0	0	0	0	0	0
Total	50	56	62	79	65	49	51	47	47	44	23	15



Science and Technology Directorate (S&T)

Total Open:6

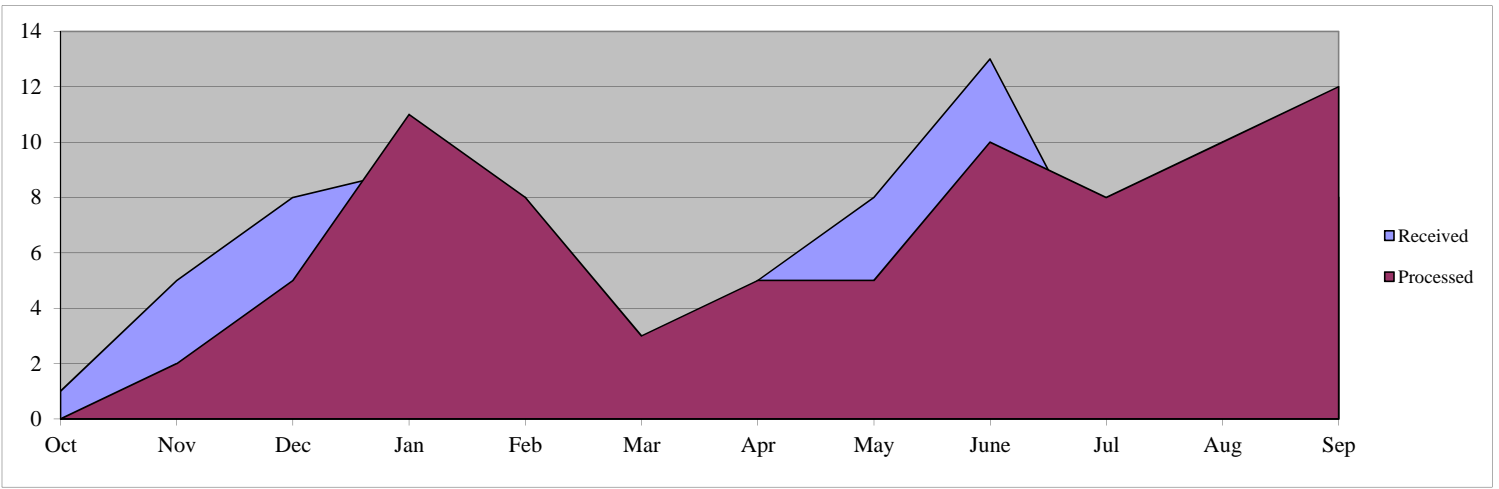
Total Received:82

Backlog:3

Total Processed:79

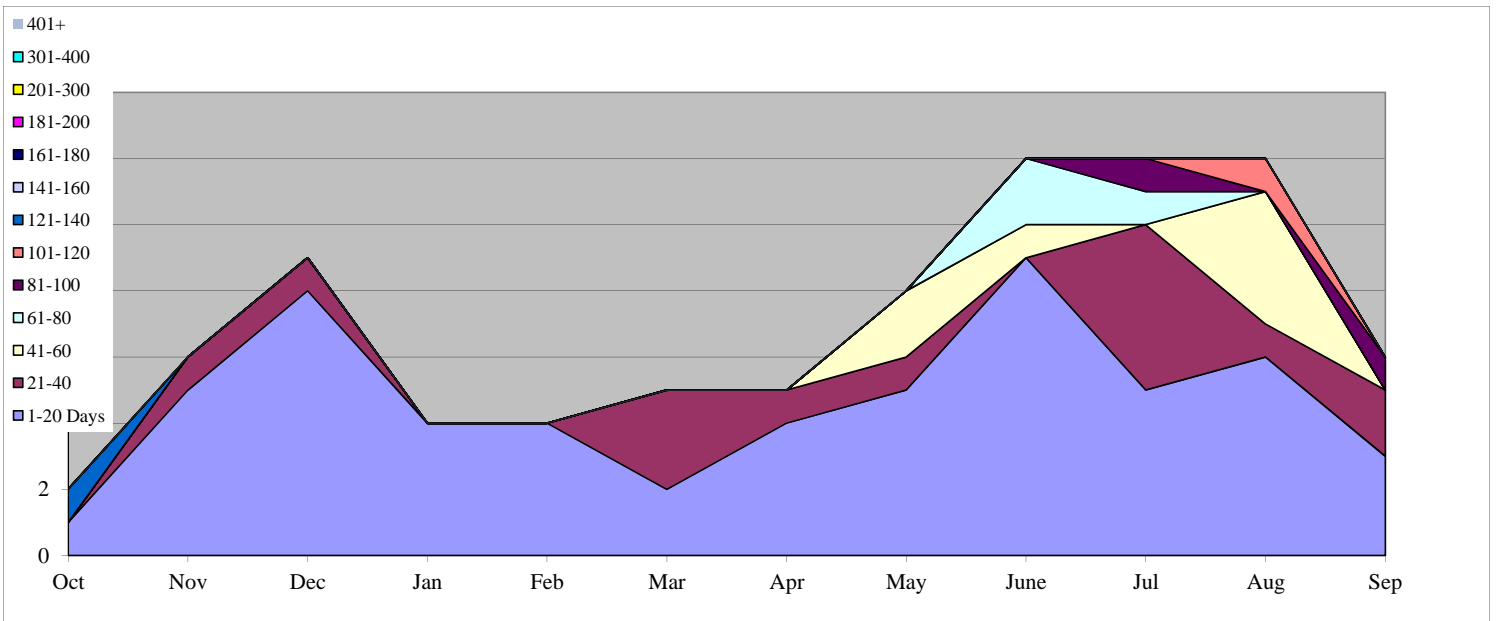
Monthly Production Rates

	Oct	Nov	Dec	Jan	Feb	Mar	Apr	May	June	Jul	Aug	Sep
Received	1	5	8	9	8	2	5	8	13	5	10	8
Processed	0	2	5	11	8	3	5	5	10	8	10	12



Days Pending for Open Cases

	Oct	Nov	Dec	Jan	Feb	Mar	Apr	May	June	Jul	Aug	Sep
1-20 Days	1	5	8	4	4	2	4	5	9	5	6	3
21-40	0	1	1	0	0	3	1	1	0	5	1	2
41-60	0	0	0	0	0	0	0	2	1	0	4	0
61-80	0	0	0	0	0	0	0	0	2	1	0	0
81-100	0	0	0	0	0	0	0	0	0	1	0	1
101-120	0	0	0	0	0	0	0	0	0	0	1	0
121-140	1	0	0	0	0	0	0	0	0	0	0	0
141-160	0	0	0	0	0	0	0	0	0	0	0	0
161-180	0	0	0	0	0	0	0	0	0	0	0	0
181-200	0	0	0	0	0	0	0	0	0	0	0	0
201-300	0	0	0	0	0	0	0	0	0	0	0	0
301-400	0	0	0	0	0	0	0	0	0	0	0	0
401+	0	0	0	0	0	0	0	0	0	0	0	0
Total	2	6	9	4	4	5	5	8	12	12	12	6



U.S. Secret Service (USSS)

Total Open: 974

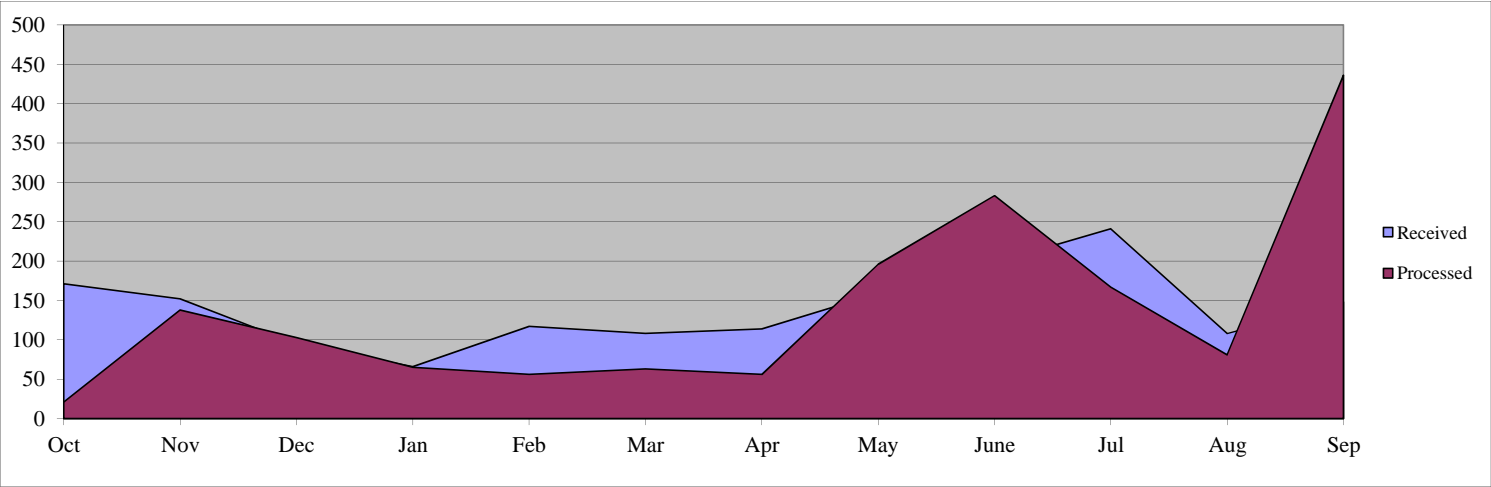
Total Received: 1677

Backlog: 921

Total Processed: 1665

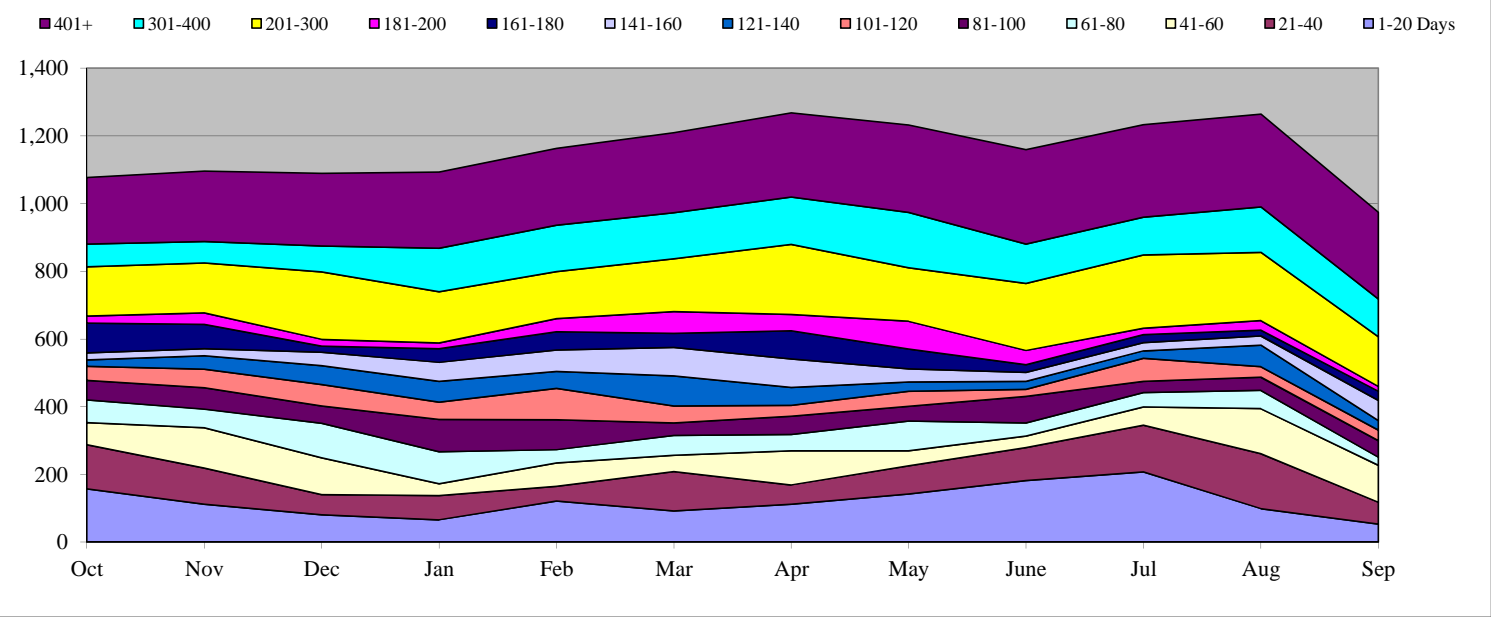
Monthly Production Rates

	Oct	Nov	Dec	Jan	Feb	Mar	Apr	May	June	Jul	Aug	Sep
Received	171	152	95	66	117	108	114	159	198	241	108	148
Processed	21	138	103	65	56	63	56	196	283	167	81	436



Days Pending for Open Cases

	Oct	Nov	Dec	Jan	Feb	Mar	Apr	May	June	Jul	Aug	Sep
1-20 Days	157	112	81	66	121	92	112	142	182	207	99	53
21-40	131	107	59	71	44	116	57	83	97	138	162	65
41-60	65	119	109	35	69	48	101	45	34	54	133	109
61-80	67	55	102	95	39	59	48	88	39	43	54	24
81-100	58	63	51	95	88	37	54	43	78	33	39	49
101-120	41	55	63	51	93	50	32	44	21	68	31	31
121-140	19	39	56	62	50	89	53	28	24	22	64	28
141-160	21	21	40	56	63	84	84	39	26	24	27	60
161-180	88	72	18	40	54	42	83	58	23	24	17	27
181-200	21	34	20	17	39	64	48	82	42	19	28	14
201-300	145	147	199	151	139	156	207	158	198	216	202	147
301-400	67	64	77	129	137	136	140	164	116	112	134	111
401+	197	208	214	225	227	236	249	258	279	273	274	256
Total	1,077	1,096	1,089	1,093	1,163	1,209	1,268	1,232	1,159	1,233	1,264	974



Transportation Security Administration (TSA)

Total Open:794

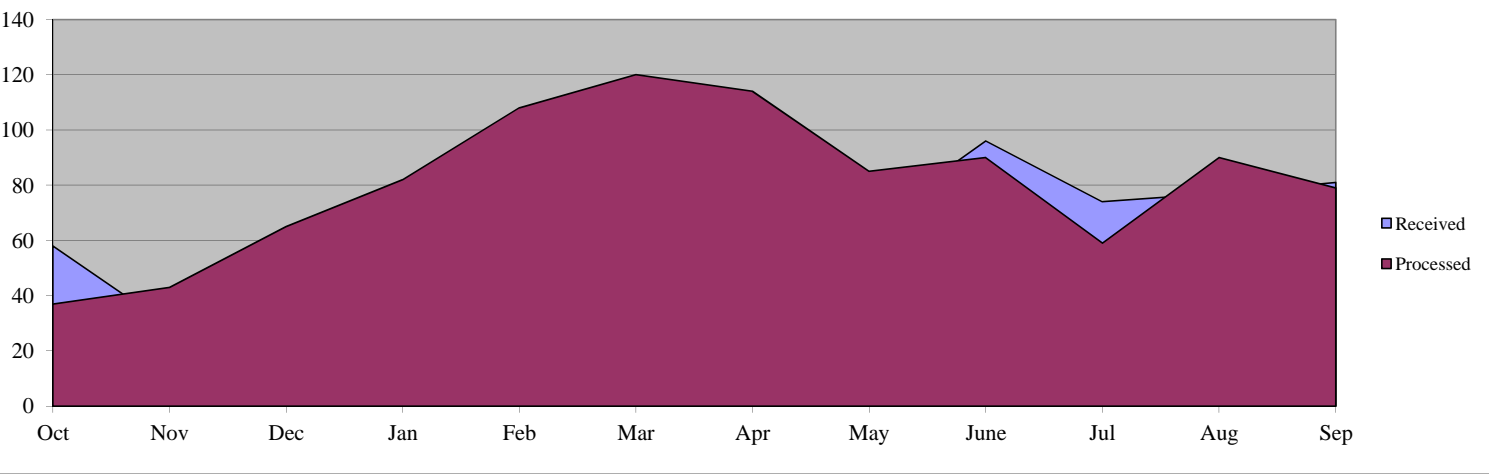
Total Received:778

Backlog:721

Total Processed:972

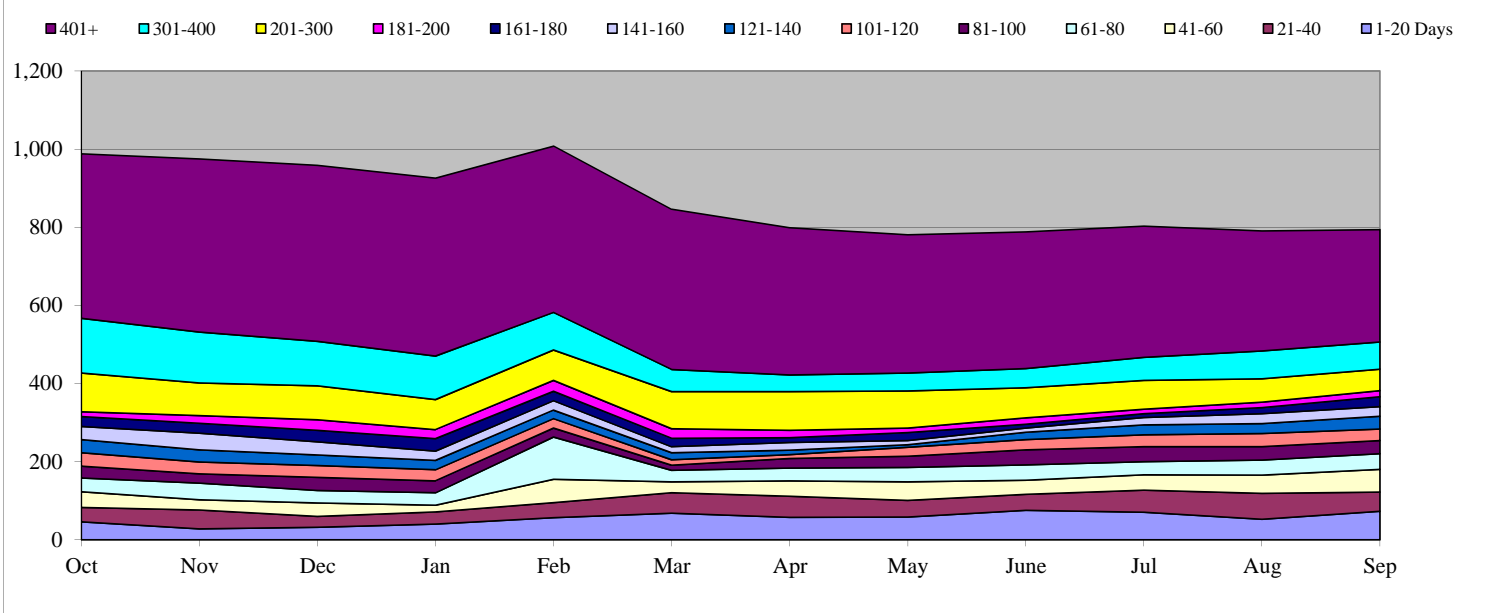
Monthly Production Rates

	Oct	Nov	Dec	Jan	Feb	Mar	Apr	May	June	Jul	Aug	Sep
Received	58	29	41	47	60	83	66	66	96	74	77	81
Processed	37	43	65	82	108	120	114	85	90	59	90	79



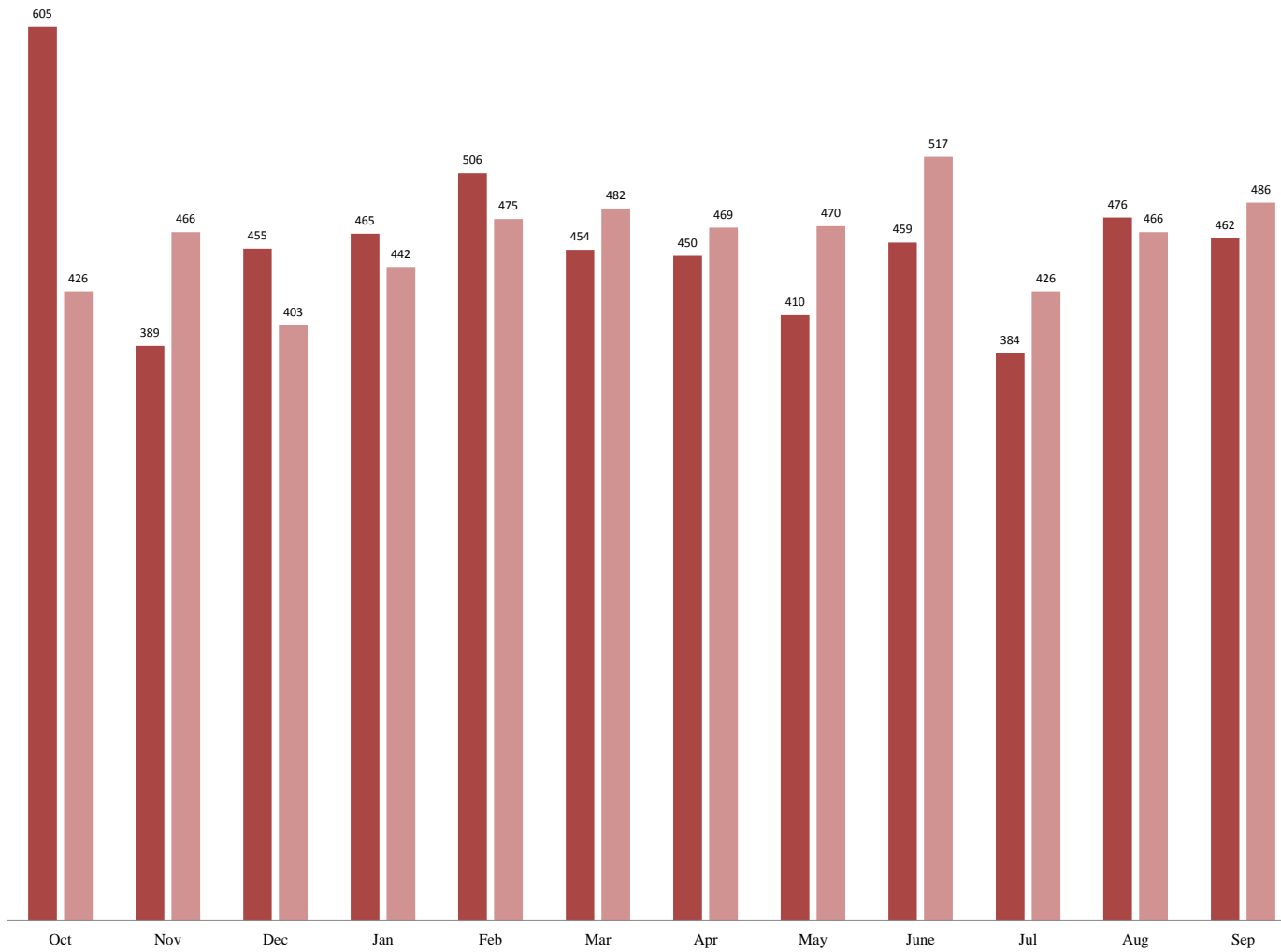
Days Pending for Open Cases

	Oct	Nov	Dec	Jan	Feb	Mar	Apr	May	June	Jul	Aug	Sep
1-20 Days	46	28	32	40	56	68	57	58	75	70	52	73
21-40	37	48	28	31	39	52	54	43	41	57	67	49
41-60	40	26	34	17	60	28	40	47	36	39	46	58
61-80	35	43	32	32	108	30	32	37	40	34	39	40
81-100	30	24	34	31	23	13	25	29	38	38	34	34
101-120	35	30	30	28	24	14	10	23	26	31	34	29
121-140	33	31	27	24	22	18	11	6	19	25	25	33
141-160	34	43	34	24	24	15	20	11	11	19	26	25
161-180	25	25	29	32	24	22	12	20	10	10	15	25
181-200	13	20	27	23	28	24	19	12	16	11	14	16
201-300	99	83	87	77	78	95	99	95	77	74	60	55
301-400	140	131	114	111	96	57	43	46	49	59	71	69
401+	421	443	451	456	426	410	377	354	350	336	308	288
Total	988	975	959	926	1,008	846	799	781	788	803	791	794



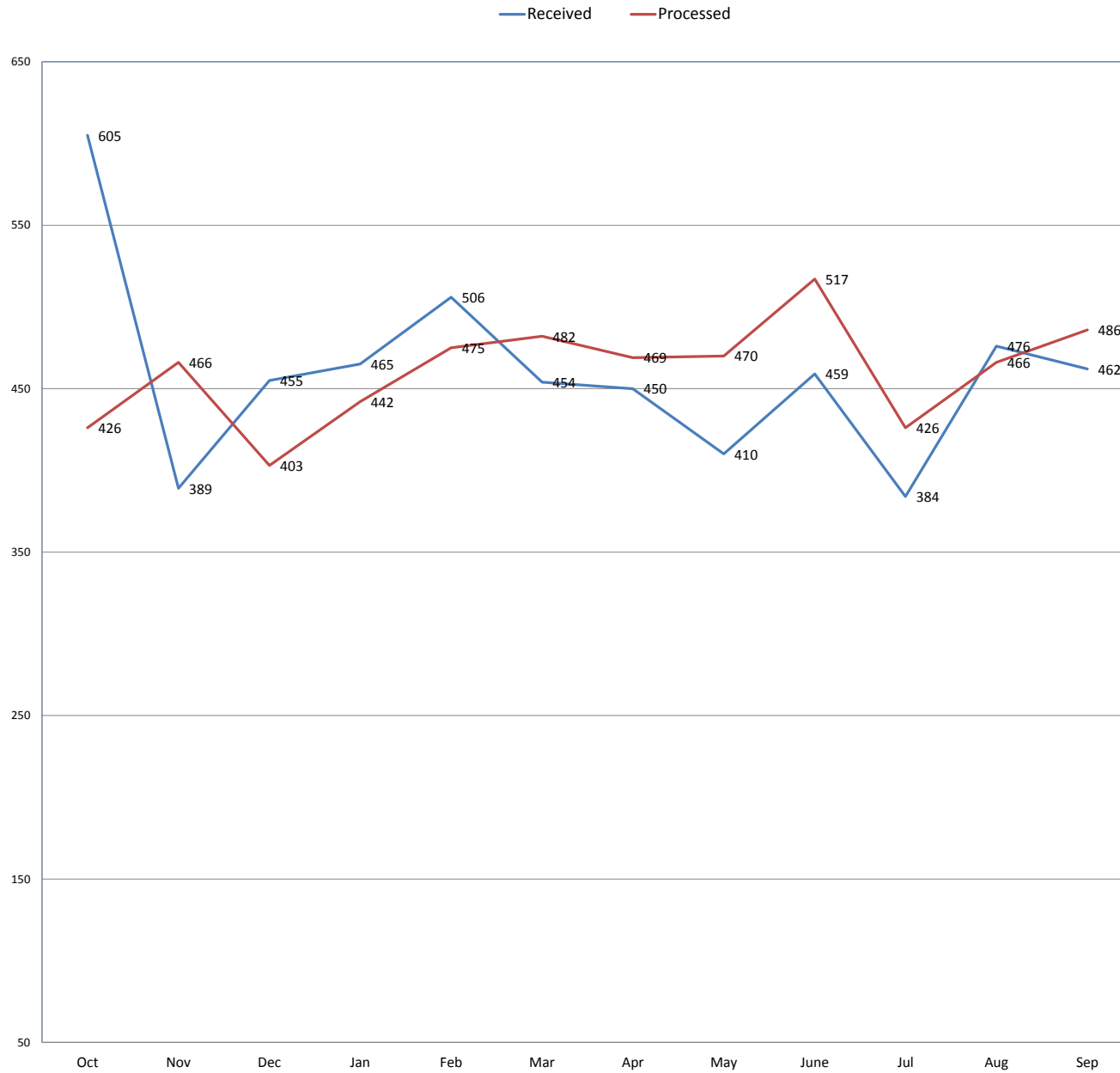
Composite FY 2015 DHS Monthly Production - Appeals

Received Processed



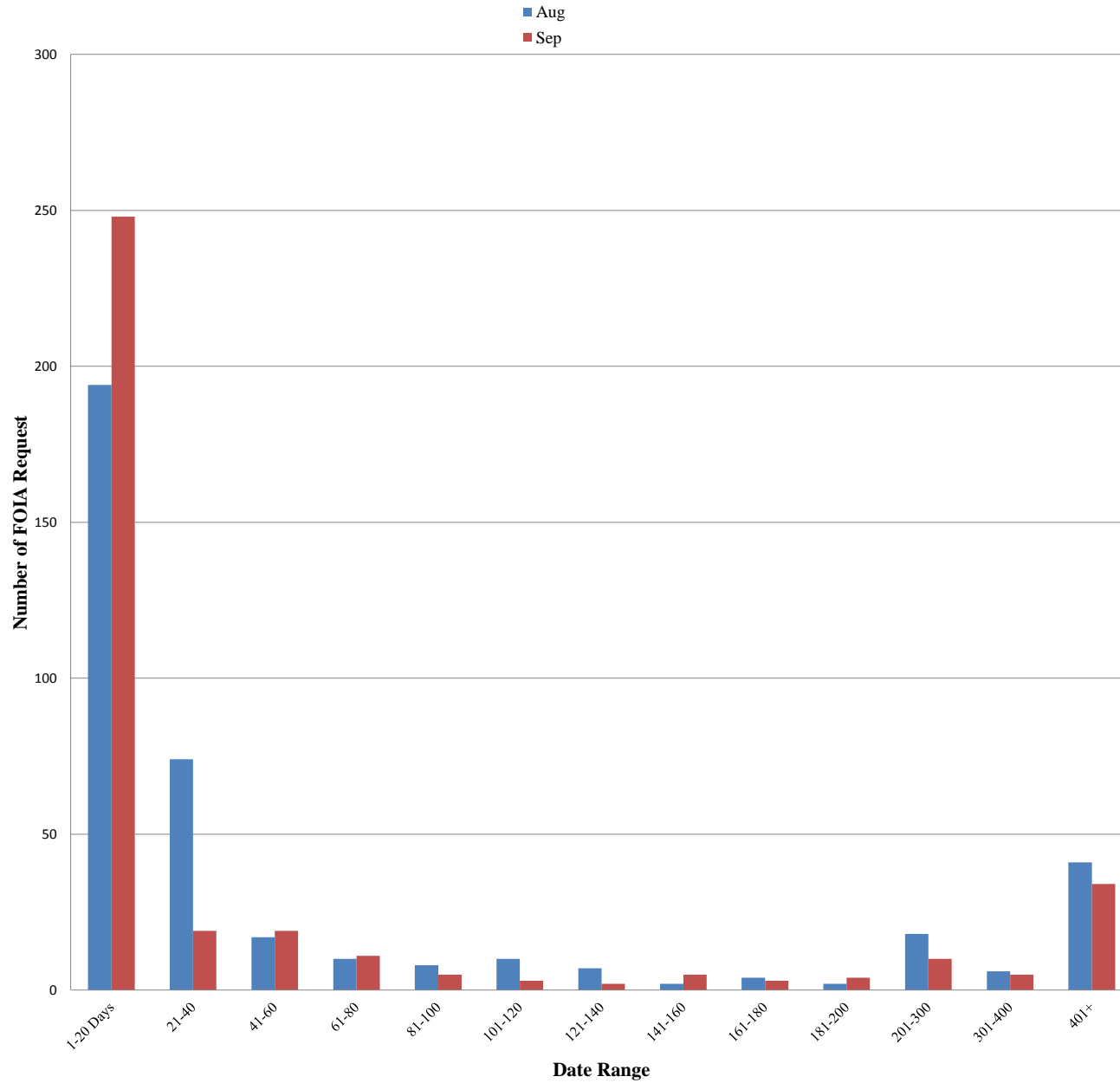
The data contained in this report is draft and posted publicly as a matter of administrative discretion

Composite FY 2015 DHS Monthly Production - Appeals



The data contained in this report is draft and posted publicly as a matter of administrative discretion

Composite Pending Age of DHS Administrative Appeals

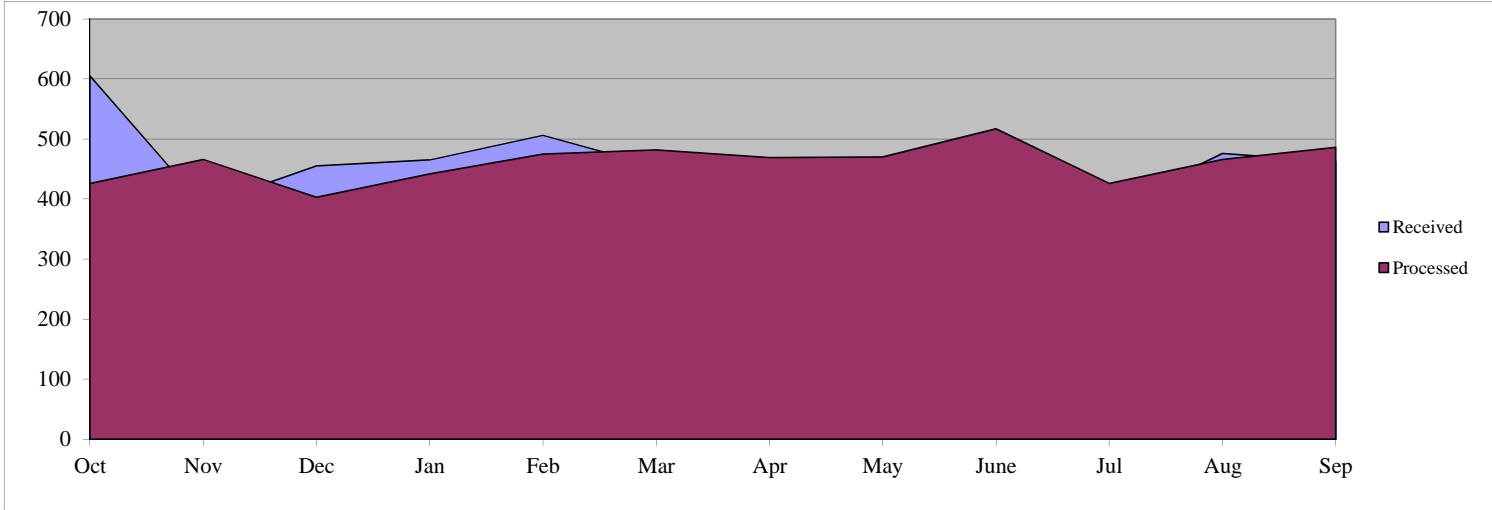


The data contained in this report is draft and posted publicly as a matter of administrative discretion

Composite Department of Homeland Security (DHS) - Administrative Appeals

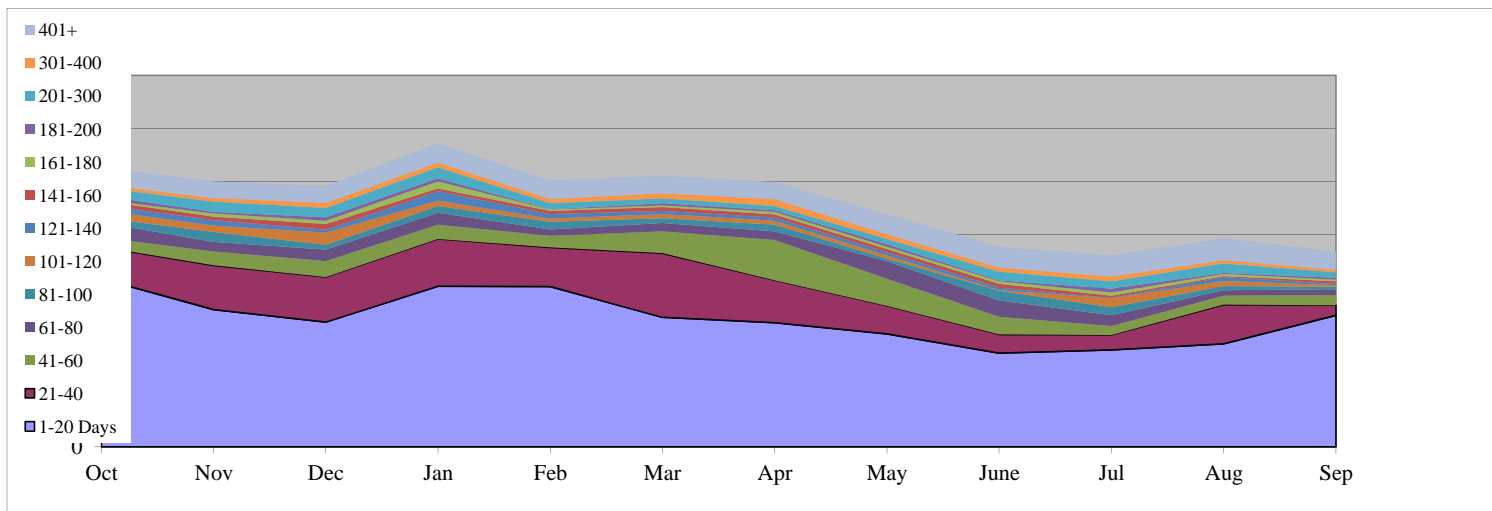
Appeals Monthly Production Rates

	Total Received 5,515					Total Processed 5,528						
	Oct	Nov	Dec	Jan	Feb	Mar	Apr	May	June	Jul	Aug	Sep
Received	605	389	455	465	506	454	450	410	459	384	476	462
Processed	426	466	403	442	475	482	469	470	517	426	466	486



Days Pending for Open Appeals

	Oct	Nov	Dec	Jan	Feb	Mar	Apr	May	June	Jul	Aug	Sep
1-20 Days	317	259	235	303	302	244	234	213	177	183	194	248
21-40	60	83	85	89	74	121	80	53	35	28	74	19
41-60	18	26	30	27	22	41	76	51	33	17	17	19
61-80	28	18	22	22	12	16	16	33	31	20	10	11
81-100	9	19	9	13	14	9	13	5	18	15	8	5
101-120	14	12	23	10	6	8	7	6	1	17	10	3
121-140	10	10	5	18	9	6	6	6	5	1	7	2
141-160	8	7	11	5	6	7	6	6	7	4	2	5
161-180	2	6	6	13	2	3	5	4	5	6	4	3
181-200	8	3	7	6	1	4	3	5	2	7	2	4
201-300	15	19	17	21	11	9	8	10	16	14	18	10
301-400	6	7	10	9	8	10	13	9	8	9	6	5
401+	32	31	32	36	35	33	32	37	39	40	41	34
Total	527	500	492	572	502	511	499	438	377	361	393	368



United States Customs and Border Protection (CBP)

Total Open:138

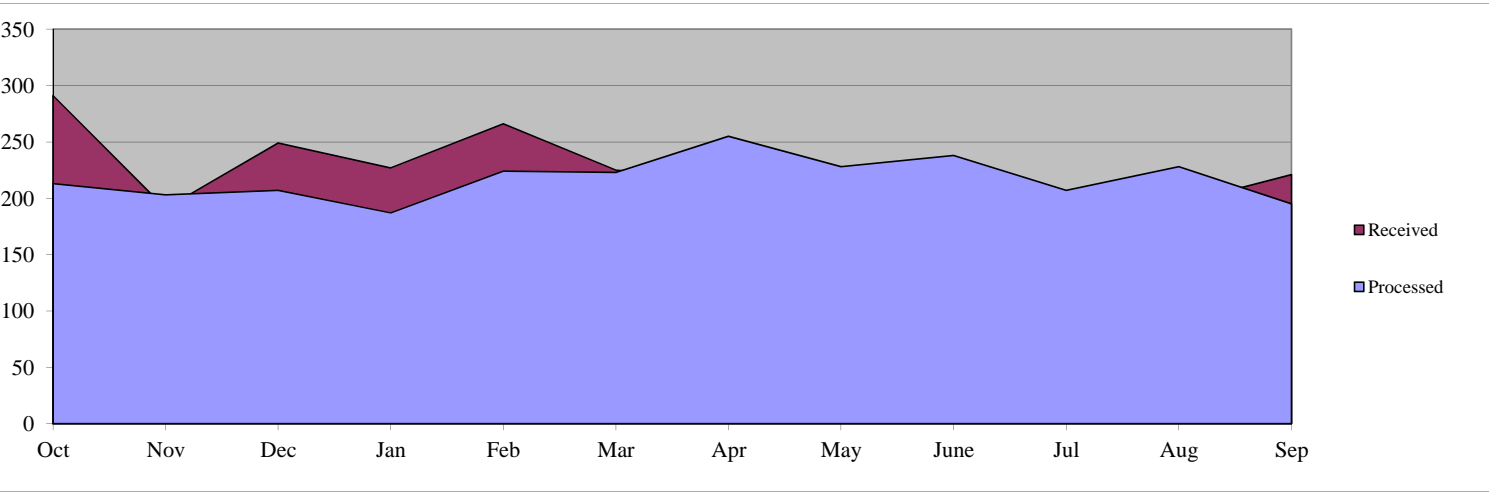
Total Received:2,638

Backlog:11

Total Processed:2,608

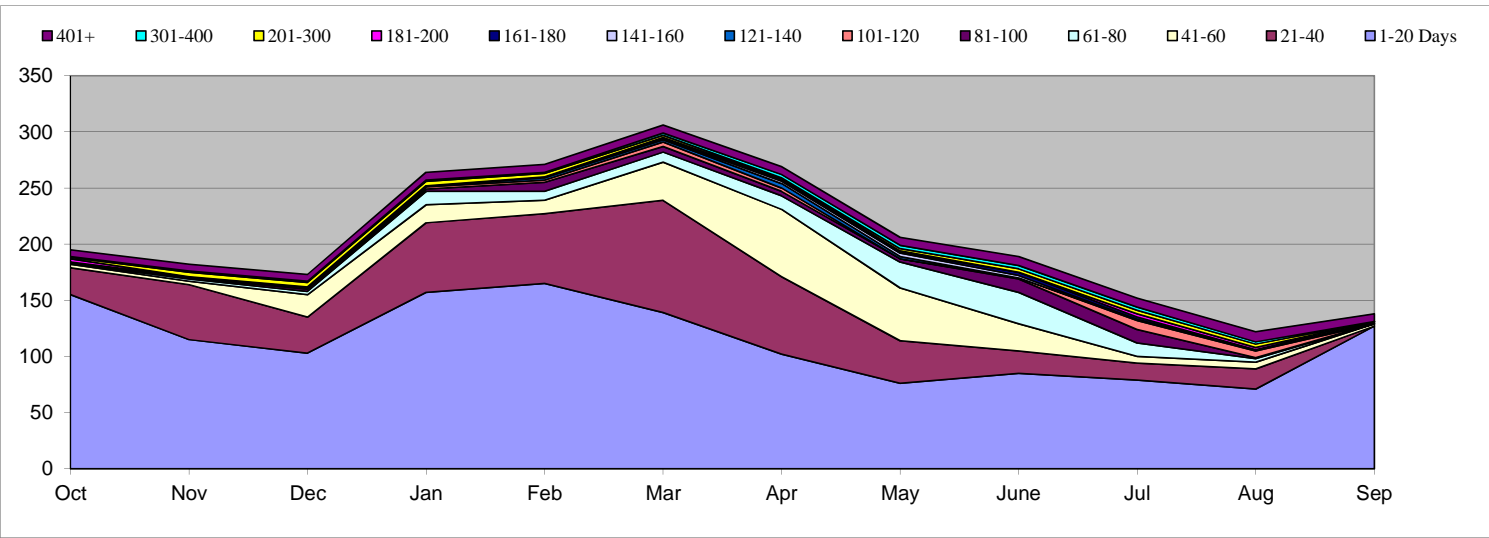
Appeals Monthly Production Rates

	Oct	Nov	Dec	Jan	Feb	Mar	Apr	May	June	Jul	Aug	Sep
Received	291	191	249	227	266	225	218	169	217	169	195	221
Processed	213	203	207	187	224	223	255	228	238	207	228	195



Days Pending for Open Cases

	Oct	Nov	Dec	Jan	Feb	Mar	Apr	May	June	Jul	Aug	Sep
1-20 Days	155	115	103	157	165	139	102	76	85	79	71	127
21-40	24	49	32	62	62	100	69	38	20	15	18	0
41-60	3	3	20	16	12	34	60	47	24	6	6	2
61-80	1	2	3	12	8	9	12	23	28	12	3	0
81-100	0	1	2	2	8	5	4	3	12	12	1	0
101-120	0	0	1	2	2	4	3	0	1	8	6	0
121-140	0	0	0	1	2	2	4	2	0	1	1	1
141-160	1	0	0	0	1	1	2	3	2	0	0	1
161-180	0	1	0	0	0	1	1	1	3	2	0	0
181-200	3	0	1	0	0	0	1	1	0	3	2	0
201-300	1	4	4	4	3	2	1	2	3	3	3	0
301-400	1	1	1	1	1	2	3	3	3	3	2	0
401+	6	6	6	7	7	7	7	7	8	8	9	7
Total	195	182	173	264	271	306	269	206	189	152	122	138



Federal Law Enforcement Training Center (FLETC)

Total Open:1

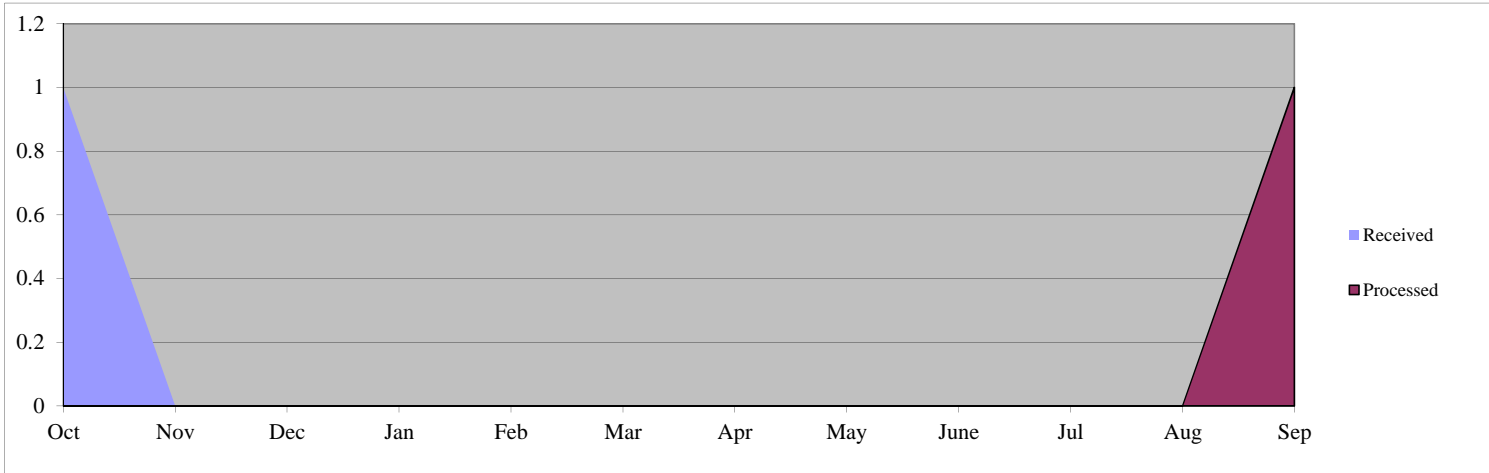
Total Received:1

Backlog:1

Total Processed:1

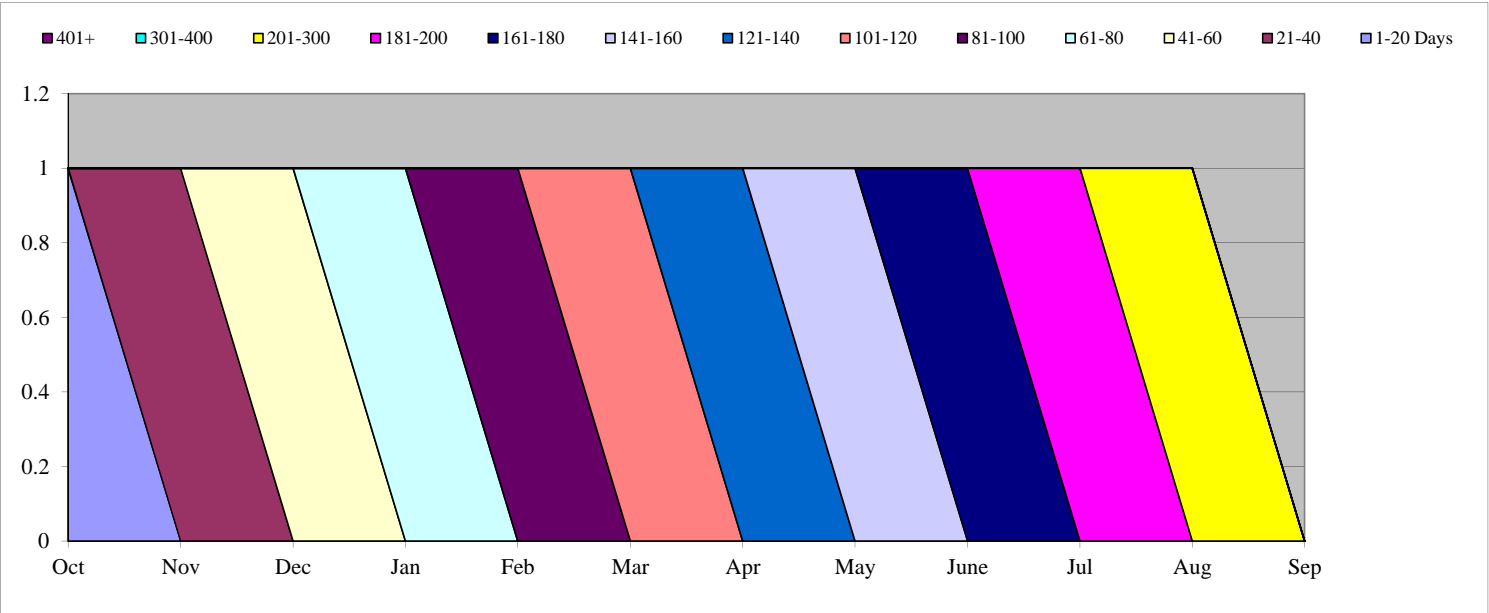
Appeals Monthly Production Rates

	Oct	Nov	Dec	Jan	Feb	Mar	Apr	May	June	Jul	Aug	Sep
Received	1	0	0	0	0	0	0	0	0	0	0	0
Processed	0	0	0	0	0	0	0	0	0	0	0	1



Days Pending for Open Cases

	Oct	Nov	Dec	Jan	Feb	Mar	Apr	May	June	Jul	Aug	Sep
1-20 Days	1	0	0	0	0	0	0	0	0	0	0	0
21-40	0	1	0	0	0	0	0	0	0	0	0	0
41-60	0	0	1	0	0	0	0	0	0	0	0	0
61-80	0	0	0	1	0	0	0	0	0	0	0	0
81-100	0	0	0	0	1	0	0	0	0	0	0	0
101-120	0	0	0	0	0	1	0	0	0	0	0	0
121-140	0	0	0	0	0	0	1	0	0	0	0	0
141-160	0	0	0	0	0	0	0	1	0	0	0	0
161-180	0	0	0	0	0	0	0	0	1	0	0	0
181-200	0	0	0	0	0	0	0	0	0	1	0	0
201-300	0	0	0	0	0	0	0	0	0	0	1	0
301-400	0	0	0	0	0	0	0	0	0	0	0	0
401+	0	0	0	0	0	0	0	0	0	0	0	0
Total	1	1	1	1	1	1	1	1	1	1	1	0



Immigration and Customs Enforcement (ICE)

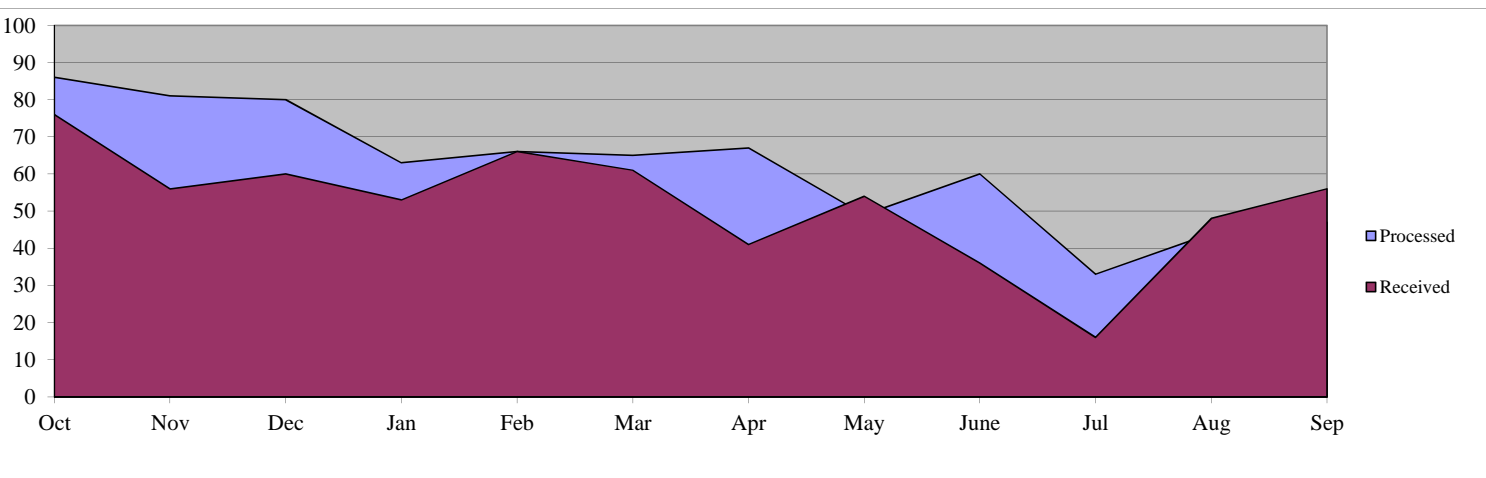
Total Open:59

Total Received:623
Total Processed:741

Backlog:9

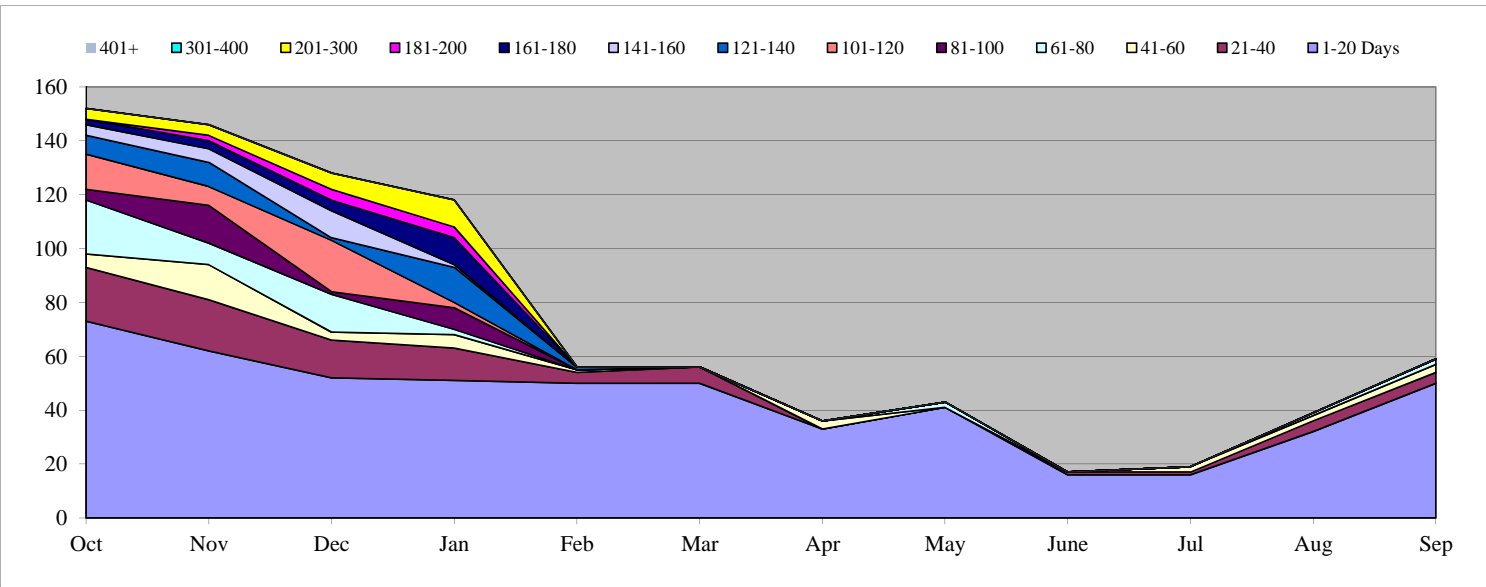
Appeals Monthly Production Rates

	Oct	Nov	Dec	Jan	Feb	Mar	Apr	May	June	Jul	Aug	Sep
Received	76	56	60	53	66	61	41	54	36	16	48	56
Processed	86	81	80	63	66	65	67	49	60	33	44	47



Days Pending for Open Cases

	Oct	Nov	Dec	Jan	Feb	Mar	Apr	May	June	Jul	Aug	Sep
1-20 Days	73	62	52	51	50	50	33	41	16	16	32	50
21-40	20	19	14	12	4	6	0	0	1	1	4	4
41-60	5	13	3	5	1	0	3	0	0	2	2	3
61-80	20	8	14	2	0	0	0	2	0	0	1	2
81-100	4	14	1	8	0	0	0	0	0	0	0	0
101-120	13	7	19	2	0	0	0	0	0	0	0	0
121-140	7	9	1	13	1	0	0	0	0	0	0	0
141-160	4	5	10	1	0	0	0	0	0	0	0	0
161-180	2	3	4	10	0	0	0	0	0	0	0	0
181-200	0	2	4	4	0	0	0	0	0	0	0	0
201-300	4	4	6	10	0	0	0	0	0	0	0	0
301-400	0	0	0	0	0	0	0	0	0	0	0	0
401+	0	0	0	0	0	0	0	0	0	0	0	0
Total	152	146	128	118	56	56	36	43	17	19	39	59



Office of the General Counsel (OGC)

Total Open:29

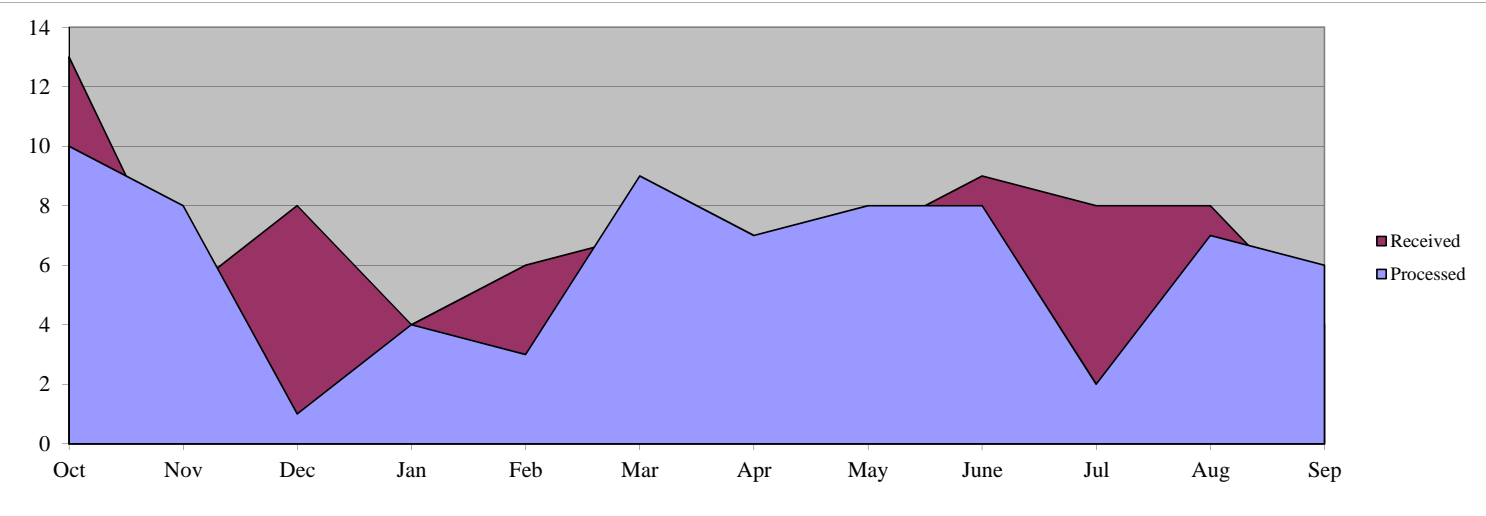
Total Received:85

Backlog:25

Total Processed:73

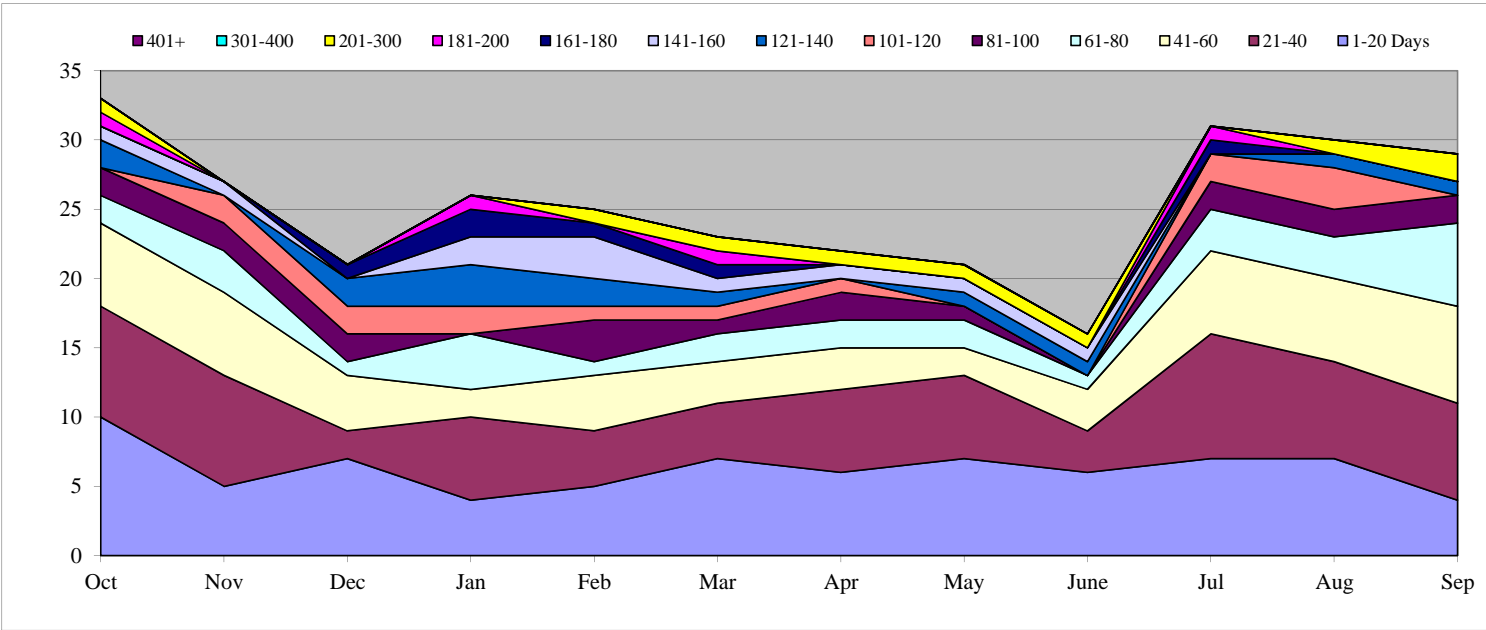
Appeals Monthly Production Rates

	Oct	Nov	Dec	Jan	Feb	Mar	Apr	May	June	Jul	Aug	Sep
Received	13	5	8	4	6	7	6	7	9	8	8	4
Processed	10	8	1	4	3	9	7	8	8	2	7	6



Days Pending for Open Cases

	Oct	Nov	Dec	Jan	Feb	Mar	Apr	May	June	Jul	Aug	Sep
1-20 Days	10	5	7	4	5	7	6	7	6	7	7	4
21-40	8	8	2	6	4	4	6	6	3	9	7	7
41-60	6	6	4	2	4	3	3	2	3	6	6	7
61-80	2	3	1	4	1	2	2	2	1	3	3	6
81-100	2	2	2	0	3	1	2	1	0	2	2	2
101-120	0	2	2	2	1	1	1	0	0	2	3	0
121-140	2	0	2	3	2	1	0	1	1	0	1	1
141-160	1	1	0	2	3	1	1	1	1	0	0	0
161-180	0	0	1	2	1	1	0	0	0	1	0	0
181-200	1	0	0	1	0	1	0	0	0	1	0	0
201-300	1	0	0	0	1	1	1	1	1	0	1	2
301-400	0	0	0	0	0	0	0	0	0	0	0	0
401+	0	0	0	0	0	0	0	0	0	0	0	0
Total	33	27	21	26	25	23	22	21	16	31	30	29



Transportation Security Administration (TSA)

Total Open:14

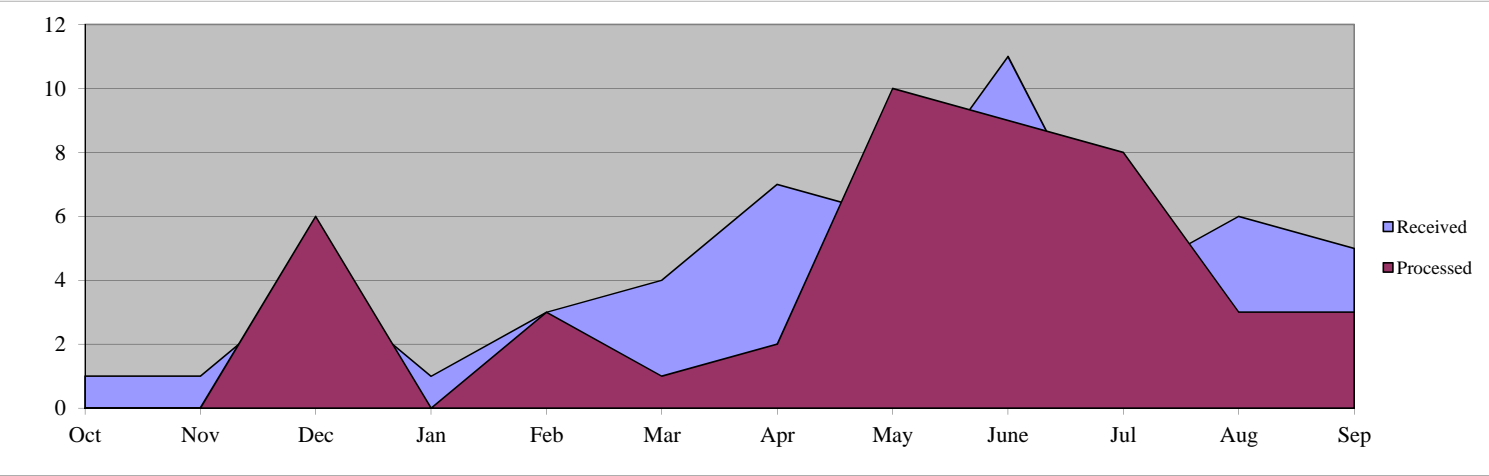
Total Received:53

Backlog:9

Total Processed:45

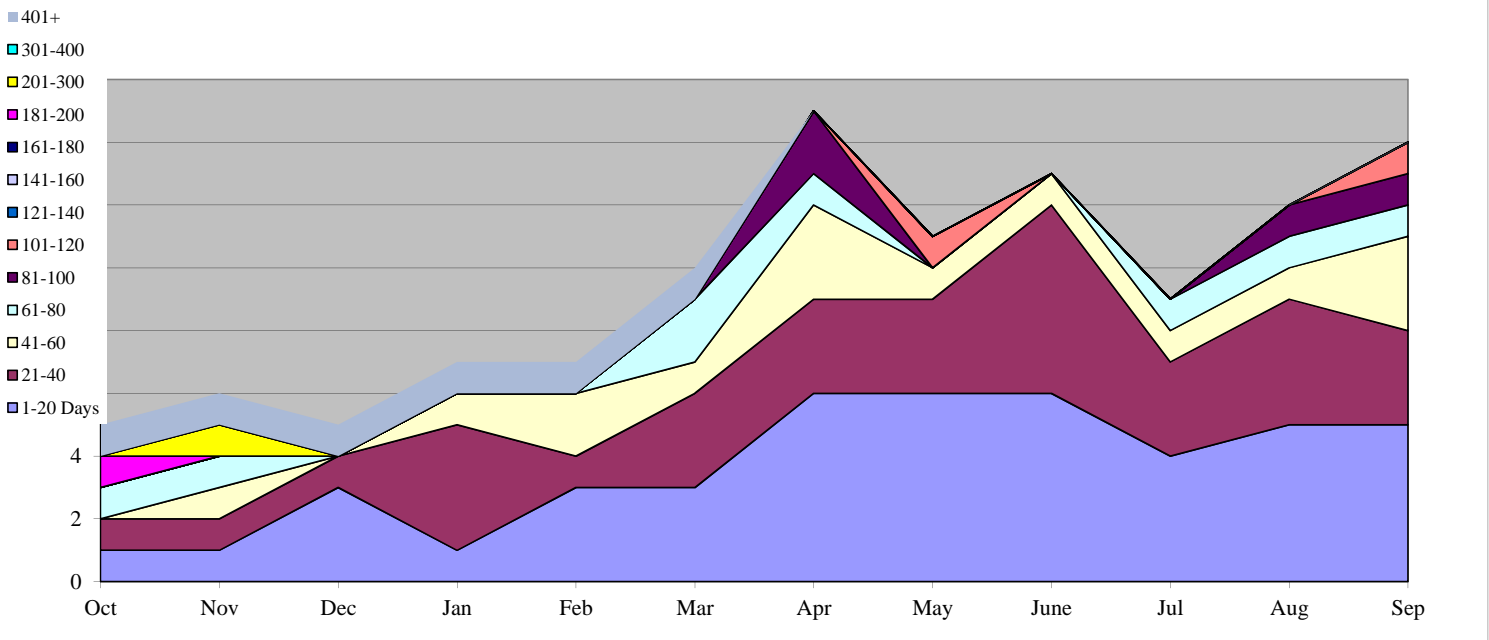
Appeals Monthly Production Rates

	Oct	Nov	Dec	Jan	Feb	Mar	Apr	May	June	Jul	Aug	Sep
Received	1	1	4	1	3	4	7	6	11	4	6	5
Processed	0	0	6	0	3	1	2	10	9	8	3	3



Days Pending for Open Cases

	Oct	Nov	Dec	Jan	Feb	Mar	Apr	May	June	Jul	Aug	Sep
1-20 Days	1	1	3	1	3	3	6	6	6	4	5	5
21-40	1	1	1	4	1	3	3	3	6	3	4	3
41-60	0	1	0	1	2	1	3	1	1	1	1	3
61-80	1	1	0	0	0	2	1	0	0	1	1	1
81-100	0	0	0	0	0	0	2	0	0	0	1	1
101-120	0	0	0	0	0	0	0	1	0	0	0	1
121-140	0	0	0	0	0	0	0	0	0	0	0	0
141-160	0	0	0	0	0	0	0	0	0	0	0	0
161-180	0	0	0	0	0	0	0	0	0	0	0	0
181-200	1	0	0	0	0	0	0	0	0	0	0	0
201-300	0	1	0	0	0	0	0	0	0	0	0	0
301-400	0	0	0	0	0	0	0	0	0	0	0	0
401+	1	1	1	1	1	1	0	0	0	0	0	0
Total	5	6	5	7	7	10	15	11	13	9	12	14



U.S. Coast Guard (USCG)

Total Open:25

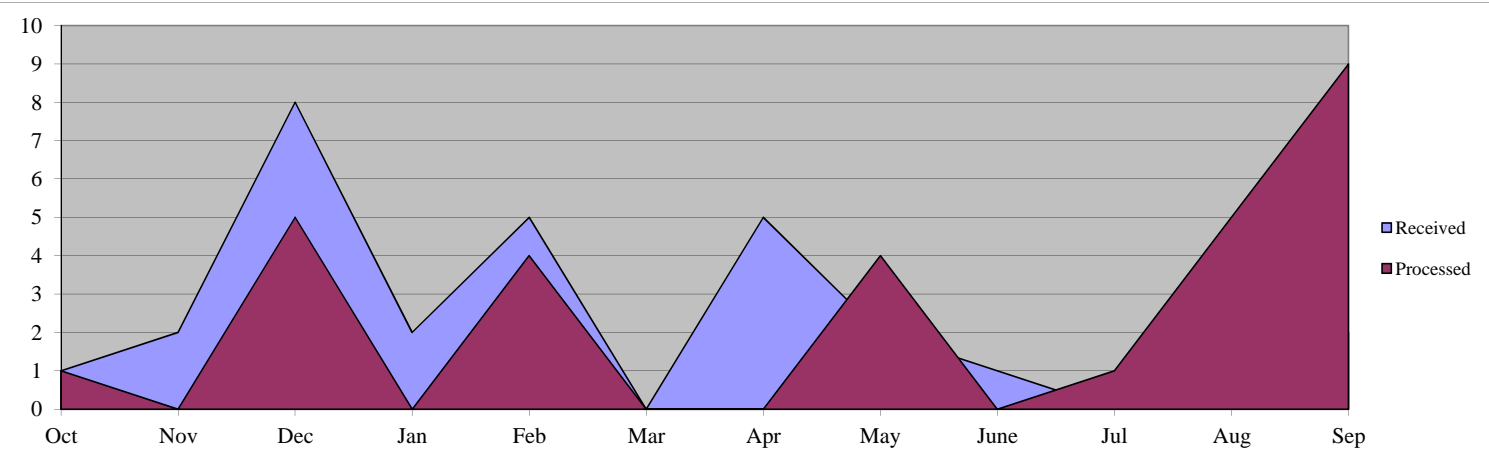
Total Received:31

Backlog:23

Total Processed:29

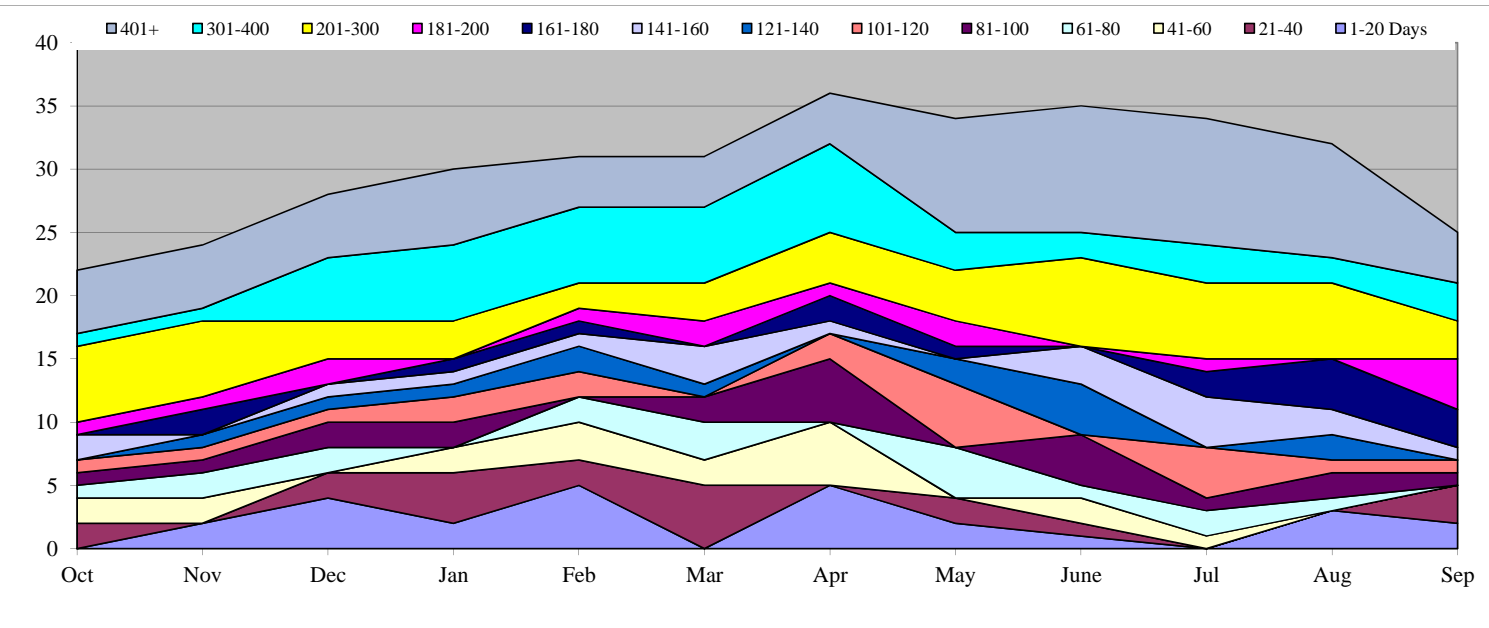
Appeals Monthly Production Rates

	Oct	Nov	Dec	Jan	Feb	Mar	Apr	May	June	Jul	Aug	Sep
Received	1	2	8	2	5	0	5	2	1	0	3	2
Processed	1	0	5	0	4	0	0	4	0	1	5	9



Days Pending for Open Cases

	Oct	Nov	Dec	Jan	Feb	Mar	Apr	May	June	Jul	Aug	Sep
1-20 Days	0	2	4	2	5	0	5	2	1	0	3	2
21-40	2	0	2	4	2	5	0	2	1	0	0	3
41-60	2	2	0	2	3	2	5	0	2	1	0	0
61-80	1	2	2	0	2	3	0	4	1	2	1	0
81-100	1	1	2	2	0	2	5	0	4	1	2	1
101-120	1	1	1	2	2	0	2	5	0	4	1	1
121-140	0	1	1	1	2	1	0	2	4	0	2	0
141-160	2	0	1	1	1	3	1	0	3	4	2	1
161-180	0	2	0	1	1	0	2	1	0	2	4	3
181-200	1	1	2	0	1	2	1	2	0	1	0	4
201-300	6	6	3	3	2	3	4	4	7	6	6	3
301-400	1	1	5	6	6	6	7	3	2	3	2	3
401+	5	5	5	6	4	4	4	9	10	10	9	4
Total	22	24	28	30	31	31	36	34	35	34	32	25



United States Citizenship and Immigration Services (USCIS)

Total Open:45

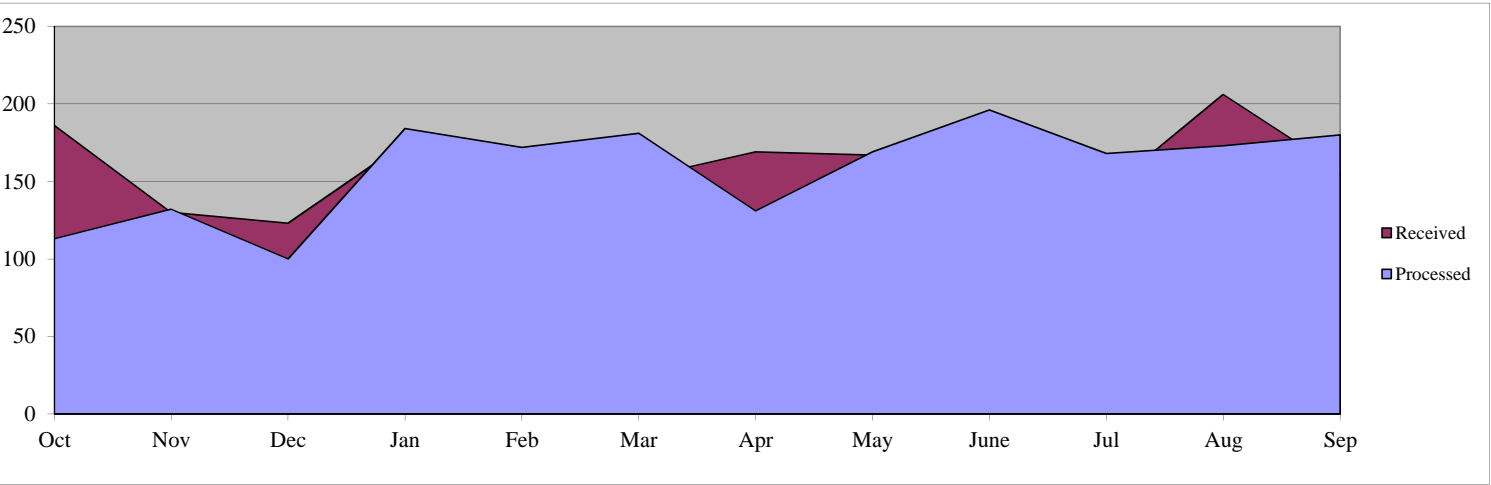
Total Received:1942

Backlog:0

Total Processed:1899

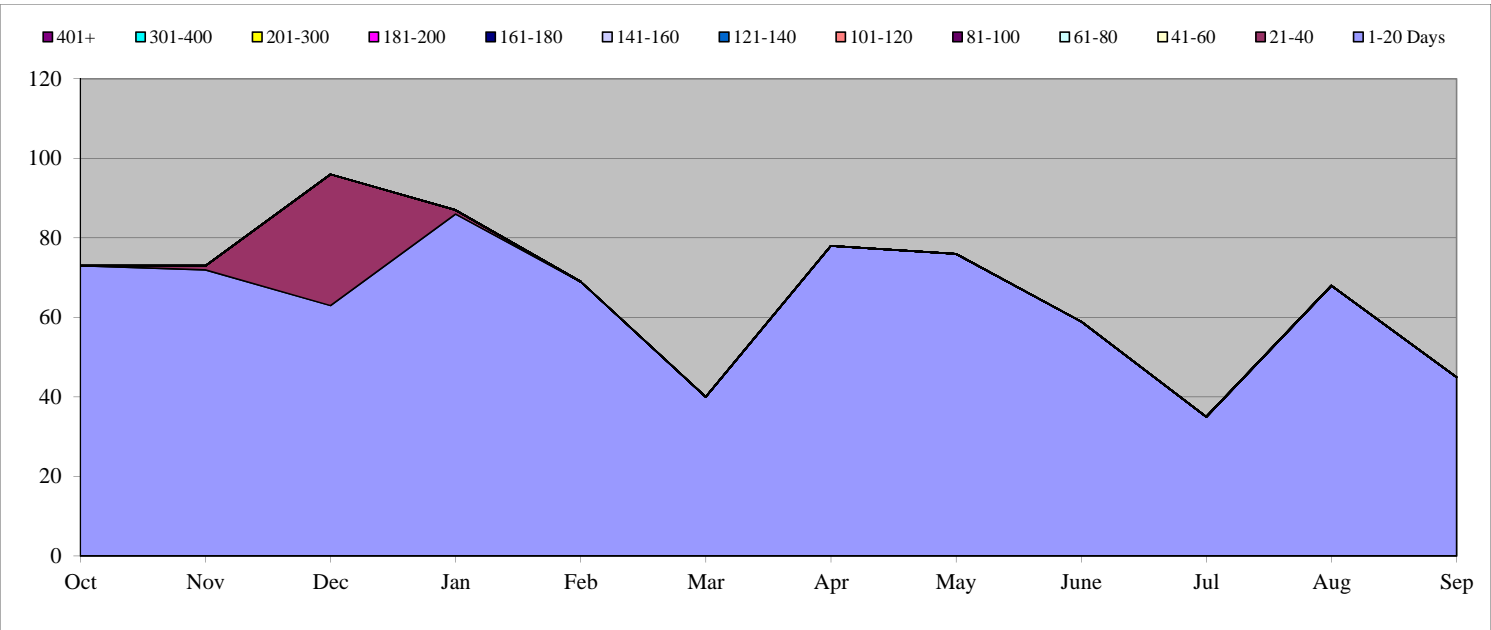
Appeals Monthly Production Rates

	Oct	Nov	Dec	Jan	Feb	Mar	Apr	May	June	Jul	Aug	Sep
Received	186	130	123	175	154	152	169	167	179	144	206	157
Processed	113	132	100	184	172	181	131	169	196	168	173	180



Days Pending for Open Cases

	Oct	Nov	Dec	Jan	Feb	Mar	Apr	May	June	Jul	Aug	Sep
1-20 Days	73	72	63	86	69	40	78	76	59	35	68	45
21-40	0	1	33	1	0	0	0	0	0	0	0	0
41-60	0	0	0	0	0	0	0	0	0	0	0	0
61-80	0	0	0	0	0	0	0	0	0	0	0	0
81-100	0	0	0	0	0	0	0	0	0	0	0	0
101-120	0	0	0	0	0	0	0	0	0	0	0	0
121-140	0	0	0	0	0	0	0	0	0	0	0	0
141-160	0	0	0	0	0	0	0	0	0	0	0	0
161-180	0	0	0	0	0	0	0	0	0	0	0	0
181-200	0	0	0	0	0	0	0	0	0	0	0	0
201-300	0	0	0	0	0	0	0	0	0	0	0	0
301-400	0	0	0	0	0	0	0	0	0	0	0	0
401+	0	0	0	0	0	0	0	0	0	0	0	0
Total	73	73	96	87	69	40	78	76	59	35	68	45



United States Secret Service (USSS)

Total Open:12

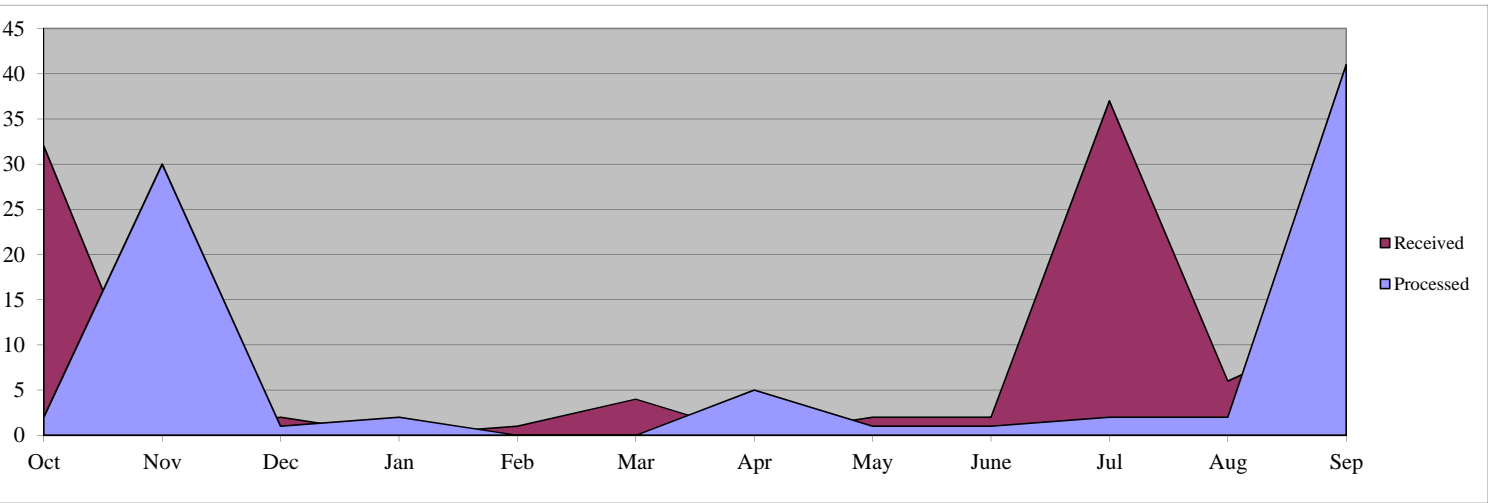
Total Received:98

Backlog:0

Total Processed:87

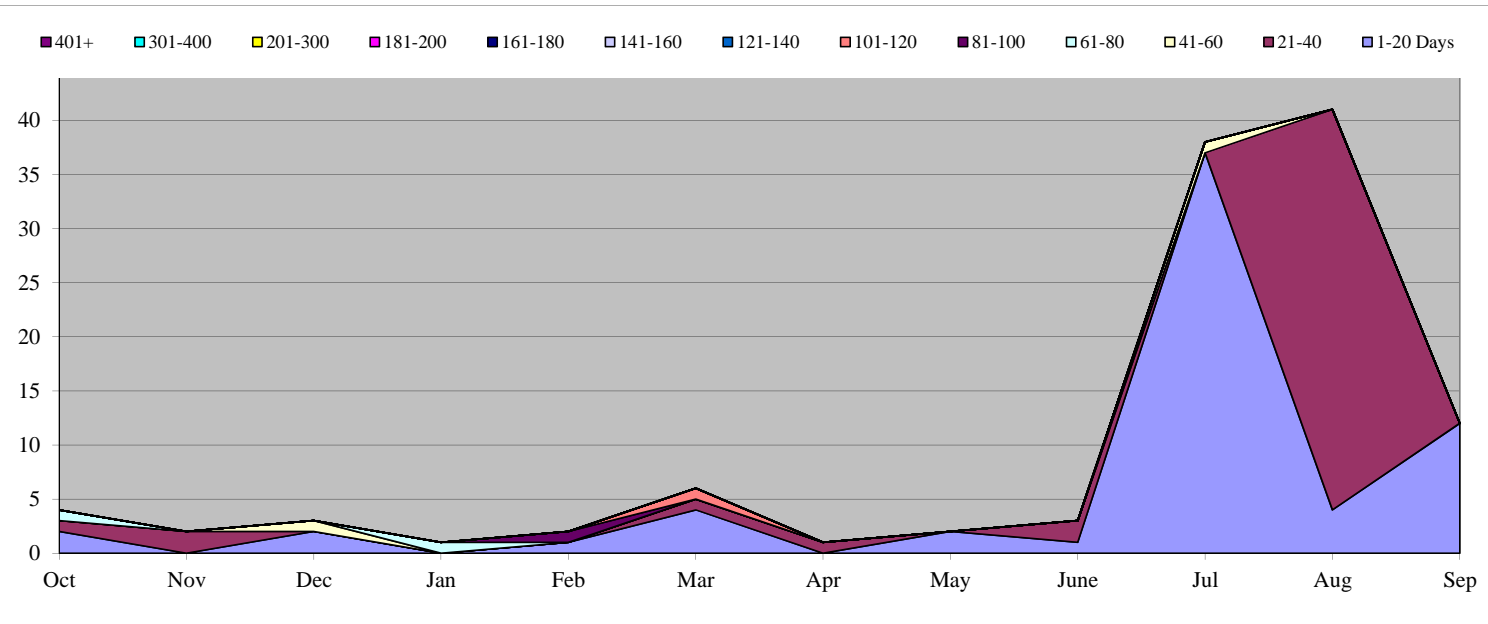
Appeals Monthly Production Rates

	Oct	Nov	Dec	Jan	Feb	Mar	Apr	May	June	Jul	Aug	Sep
Received	32	0	2	0	1	4	0	2	2	37	6	12
Processed	2	30	1	2	0	0	5	1	1	2	2	41



Days Pending for Open Cases

	Oct	Nov	Dec	Jan	Feb	Mar	Apr	May	June	Jul	Aug	Sep
1-20 Days	2	0	2	0	1	4	0	2	1	37	4	12
21-40	1	2	0	0	0	1	1	0	2	0	37	0
41-60	0	0	1	0	0	0	0	0	0	1	0	0
61-80	1	0	0	1	0	0	0	0	0	0	0	0
81-100	0	0	0	0	1	0	0	0	0	0	0	0
101-120	0	0	0	0	0	1	0	0	0	0	0	0
121-140	0	0	0	0	0	0	0	0	0	0	0	0
141-160	0	0	0	0	0	0	0	0	0	0	0	0
161-180	0	0	0	0	0	0	0	0	0	0	0	0
181-200	0	0	0	0	0	0	0	0	0	0	0	0
201-300	0	0	0	0	0	0	0	0	0	0	0	0
301-400	0	0	0	0	0	0	0	0	0	0	0	0
401+	0	0	0	0	0	0	0	0	0	0	0	0
Total	4	2	3	1	2	6	1	2	3	38	41	12



Office of Inspector General (OIG)

Total Open:1

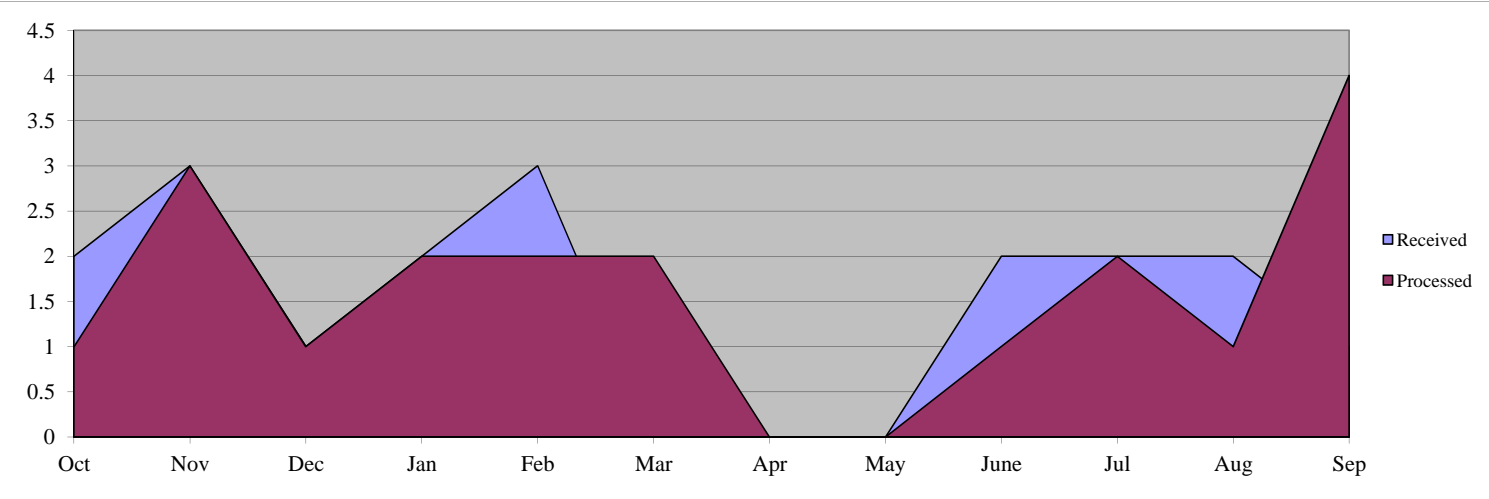
Total Received:18

Backlog:1

Total Processed:19

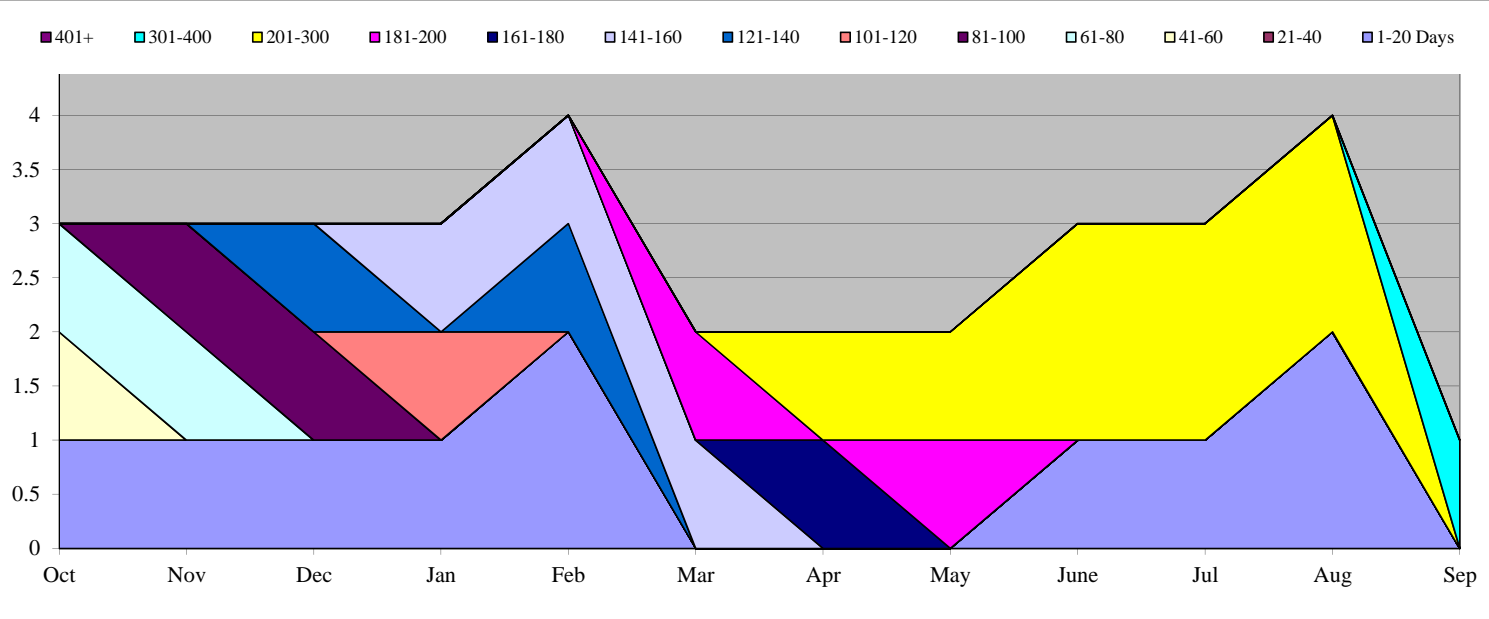
Appeals Monthly Production Rates

	Oct	Nov	Dec	Jan	Feb	Mar	Apr	May	June	Jul	Aug	Sep
Received	2	3	1	2	3	0	0	0	2	2	2	1
Processed	1	3	1	2	2	2	0	0	1	2	1	4



Days Pending for Open Cases

	Oct	Nov	Dec	Jan	Feb	Mar	Apr	May	June	Jul	Aug	Sep
1-20 Days	1	1	1	1	2	0	0	0	1	1	2	0
21-40	0	0	0	0	0	0	0	0	0	0	0	0
41-60	1	0	0	0	0	0	0	0	0	0	0	0
61-80	1	1	0	0	0	0	0	0	0	0	0	0
81-100	0	1	1	0	0	0	0	0	0	0	0	0
101-120	0	0	0	1	0	0	0	0	0	0	0	0
121-140	0	0	1	0	1	0	0	0	0	0	0	0
141-160	0	0	0	1	1	1	0	0	0	0	0	0
161-180	0	0	0	0	0	0	1	0	0	0	0	0
181-200	0	0	0	0	0	1	0	1	0	0	0	0
201-300	0	0	0	0	0	0	1	1	2	2	2	0
301-400	0	0	0	0	0	0	0	0	0	0	0	1
401+	0	0	0	0	0	0	0	0	0	0	0	0
Total	3	3	3	3	4	2	2	2	3	3	4	1



Federal Emergency Management Agency (FEMA)

Total Open:45

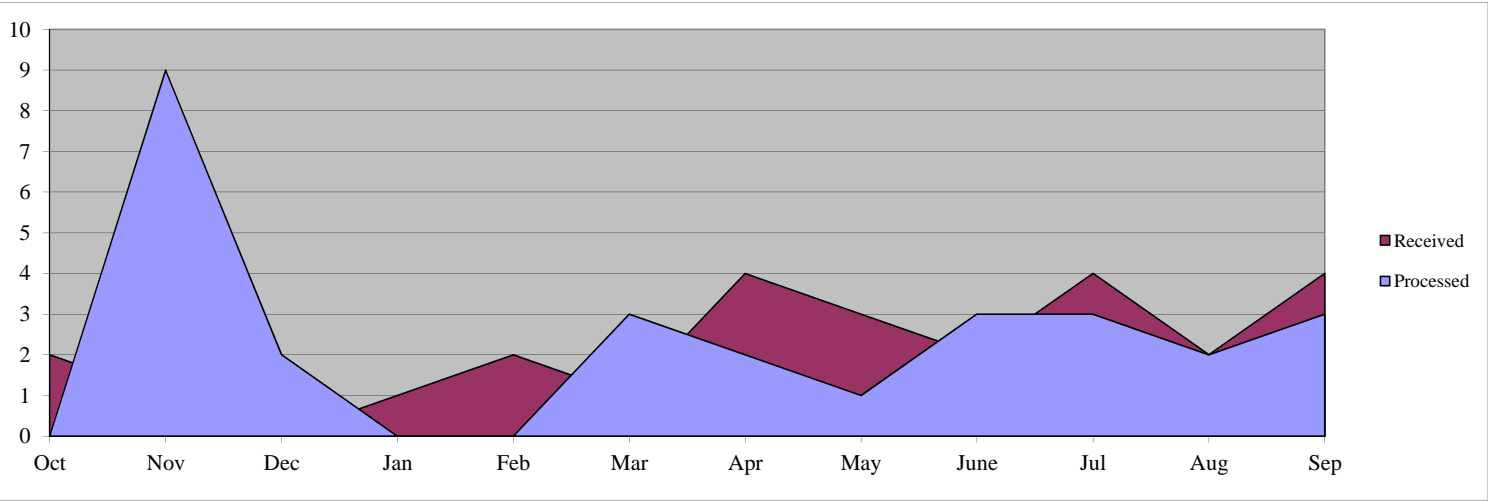
Total Received:26

Backlog:42

Total Processed:28

Appeals Monthly Production Rates

	Oct	Nov	Dec	Jan	Feb	Mar	Apr	May	June	Jul	Aug	Sep
Received	2	1	0	1	2	1	4	3	2	4	2	4
Processed	0	9	2	0	0	3	2	1	3	3	2	3



Days Pending for Open Cases

	Oct	Nov	Dec	Jan	Feb	Mar	Apr	May	June	Jul	Aug	Sep
1-20 Days	1	1	0	1	2	1	4	3	2	4	2	3
21-40	4	2	1	0	1	2	1	4	2	0	4	2
41-60	1	1	1	1	0	1	2	1	3	0	2	4
61-80	1	1	2	2	1	0	1	2	1	2	1	2
81-100	2	0	1	1	2	1	0	1	2	0	2	1
101-120	0	2	0	1	1	1	1	0	0	3	0	1
121-140	1	0	0	0	1	2	1	1	0	0	3	0
141-160	0	1	0	0	0	1	2	1	1	0	0	3
161-180	0	0	1	0	0	1	1	2	1	1	0	0
181-200	2	0	0	1	0	0	1	1	2	1	0	0
201-300	3	4	4	4	5	3	1	2	3	3	5	5
301-400	4	5	4	2	1	2	3	3	3	3	2	1
401+	20	19	20	22	23	21	21	21	21	22	23	23
Total	39	36	34	35	37	36	39	42	41	39	44	45

